

PERFORMANCE INDICATOR - September 30, 2019

BAR No. 1

Department: **State Universities and Colleges (SUCs)**

Agency: **Kalinga State University**

Organization Code (UACS): **08 019 0000000**

Particulars	UACS CODE	Physical Targets					Physical Accomplishments					Variance as of September 30, 2019	Remarks
		1st Quarter	2nd Quarter	3rd Quarter	4th Quarter	Total	1st Quarter	2nd Quarter	3rd Quarter	4th Quarter	Total		
1	2	3	4	5	6	7=(3+4+5+6)	8	9	10	11	12=(8+9+10+11)	13	14
HIGHER EDUCATION PROGRAM	31010000000000												
OO : Relevant and quality tertiary education ensured to achieve inclusive growth and access of deserving but poor students to quality tertiary education increased													
Outcome Indicators													
1. Percentage of first-time licensure exam-takers that pass the licensure exams		0.00%	0.00%	55.00%	55.00%	55.00%	0.00%	35.27%	85.71%		60.49%	5.49%	No takers for the period covering January to March 2019.
2. Percentage of graduates (2 years prior) that are employed		10.25%	10.25%	10.25%	10.25%	41.00%	11.00%	11.00%	11.00%		33.00%	2.25%	
Output Indicators													
1. Percentage of undergraduate student population enrolled in CHED-identified priority programs and RDC-identified priority programs		85.00%	0.00%	85.00%	0.00%	85.00%	88.26%	0.00%	89.49%		88.87%	3.87%	
2. Percentage of undergraduate programs with accreditation		88.00%	0.00%	88.00%	0.00%	88.00%	86.36%	0.00%	86.36%		86.36%	-1.64%	
RESEARCH PROGRAM	32020000000000												
OO : Higher education research improved to promote economic productivity and innovation													
Outcome Indicator													
1. Number of research outputs in the last three years utilized by the industry or by other beneficiaries		2	3	3	2	10	2	4	2		8	0	
Output Indicators													
1. Number of research outputs completed within the year		15	18	20	21	74	8	10	15		33	-20	
2. Percentage of research outputs published in internationally-refereed or CHED recognized journal within the year		8.00%	10.00%	10.00%	4.43%	32.43%	0.00%	0.00%	24.32%		24.32%	-3.68%	
TECHNICAL ADVISORY EXTENSION PROGRAM	33010000000000												
OO : Community engagement increased													
Outcome Indicator													


PERFORMANCE INDICATOR - September 30, 2019

BAR No. 1


Department: **State Universities and Colleges (SUCs)**
 Agency: **Kalinga State University**
 Organization Code (UACS): **08 019 0000000**

Particulars	UACS CODE	Physical Targets					Physical Accomplishments					Variance as of September 30, 2019	Remarks
		1st Quarter	2nd Quarter	3rd Quarter	4th Quarter	Total	1st Quarter	2nd Quarter	3rd Quarter	4th Quarter	Total		
1	2	3	4	5	6	7=(3+4+5+6)	8	9	10	11	12=(8+9+10+11)	13	14
1. Number of active partnerships with LGUs, industries, NGOs, NGAs, SMEs and other stakeholders as a result of extension activities		2	3	3	2	10	7	3	0		10	2	
Output Indicators													
1. Number of trainees weighted by the length of training		675	675	675	675	2,700	662	1,004	400		2,066	41	
2. Number of extension programs organized and supported consistent with the SUC's mandated and priority programs		8	10	10	10	38	4	10	15		29	1	
3. Percentage of beneficiaries who rate the training course/s and advisory services as satisfactory or higher in terms of quality and relevance		85.00%	85.00%	85.00%	85.00%	85.00%	98.00%	95.00%	95.00%		96.00%	11.00%	


Prepared By:


LOPE T. BUEN, PH. D.
 Planning Officer
 Date: 10/14/19 2:38 PM

In coordination with:


ELSIE P. ANDRES
 Budget Officer
 Date: 10/14/19 2:41 PM

Approved By:


EDUARDO T. BAGTANG, CPA, DBM
 Agency Head
 Date: 10/14/19 2:42 PM

This report was generated using the Unified Reporting System on 14/10/2019 06:10