

**QUARTERLY PHYSICAL REPORT OF OPERATION**  
As of March 31, 2021

Department: State Universities and Colleges (SUCs)  
Agency: Kalinga State University  
Operating Unit: < not applicable >  
Organization Code (UACS): 08 019 0000000


Particulars	UACS CODE	Physical Targets (Budget Year)					Physical Accomplishments (Budget Year)					Variance	Remarks
		1st Quarter	2nd Quarter	3rd Quarter	4th Quarter	Total	1st Quarter	2nd Quarter	3rd Quarter	4th Quarter	Total		
1	2	3	4	5	6	7	8	9	10	11	12	13	14
HIGHER EDUCATION PROGRAM	31010000000000												
OO : Relevant and quality tertiary education ensured to achieve inclusive growth and access of deserving but poor students to quality tertiary education increased													
Outcome Indicators													
1. Percentage of first-time licensure exam-takers that pass the licensure exams		0.00%	55.00%	55.00%	55.00%	55.00%	0.00%				0.00%	-55.00%	No examination because of pandemic covid-19.
2. Percentage of graduates (2 years prior) that are employed		10.25%	10.25%	10.25%	10.25%	41.00%	41.00%				41.00%	0.00%	
Output Indicators													
1. Percentage of undergraduate student population enrolled in CHED-identified priority programs and RDC-identified priority programs		85.00%	0.00%	85.00%	0.00%	85.00%	90.41%				90.41%	5.41%	
2. Percentage of undergraduate programs with accreditation		88.00%	0.00%	88.00%	0.00%	88.00%	100.00%				100.00%	12.00%	
RESEARCH PROGRAM	32020000000000												
OO : Higher education research improved to promote economic productivity and innovation													
Outcome Indicator													
1. Number of research outputs in the last three years utilized by the industry or by other beneficiaries		2	3	2	3	10	5				5	3	
Output Indicators													
1. Number of research outputs completed within the year		19	19	19	17	74	19				19	0	
2. Percentage of research outputs published in internationally-refereed or CHED recognized journal within the year		8.00%	8.00%	8.00%	8.43%	32.43%	13.51%				13.51%	5.51%	
TECHNICAL ADVISORY EXTENSION PROGRAM	33010000000000												
OO : Community engagement increased													
Outcome Indicator													

QUARTERLY PHYSICAL REPORT OF OPERATION  
As of March 31, 2021

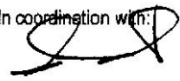
Department: **State Universities and Colleges (SUCs)**  
 Agency: **Kalinga State University**  
 Operating Unit: **< not applicable >**  
 Organization Code (UACS): **08 019 0000000**

Particulars	UACS CODE	Physical Targets (Budget Year)					Physical Accomplishments (Budget Year)					Variance	Remarks
		1st Quarter	2nd Quarter	3rd Quarter	4th Quarter	Total	1st Quarter	2nd Quarter	3rd Quarter	4th Quarter	Total		
1	2	3	4	5	6	7	8	9	10	11	12	13	14
1. Number of active partnerships with LGUs, industries, NGOs, NGAs, SMEs and other stakeholders as a result of extension activities		2	3	2	3	10	2				2	0	
Output Indicators													
1. Number of trainees weighted by the length of training		675	675	675	675	2,700	160				160	-515	
2. Number of extension programs organized and supported consistent with the SUC's mandated and priority programs		8	8	12	10	38	2				2	-6	
3. Percentage of beneficiaries who rate the training course/s and advisory services as satisfactory or higher in terms of quality and relevance		85.00%	85.00%	85.00%	85.00%	85.00%	98.37%				98.37%	13.37%	


Prepared By:

  
**LOPE T. BUEN, PH. D.**  
 Planning Officer  
 Date: 2021-04-22 06:40:16.0

In coordination with:

  
**ELSIE P. ANDRES**  
 Budget Officer  
 Date: 2021-04-22 06:40:16.0

Approved By:

  
**EDUARDO T. BAGTANG, CPA, DBM**  
 SUC President III  
 Date: 2021-04-22 06:40:16.0