

STATEMENT OF APPROPRIATIONS, ALLOTMENTS, OBLIGATIONS, DISBURSEMENTS AND BALANCES
As of the Quarter Ending September 30, 2018

Department: State Universities and Colleges (SUCs)
Agency: Kalinga State University
Operating Unit: N/A
Organization Code (UACS): 080190000000
Fund Cluster: 01 - Regular Agency Fund

Authorization: 01 - Current Year Appropriations
Report Status: SUBMITTED

Table with columns: Particulars, UACS CODE, Appropriation (Authorized, Adjustments, Adjusted), Allotments (Received, Adjustments, Transfer To, Transfer From, Adjusted Total), Current Year Obligations (1st-4th Quarter, Total), Current Year Disbursements (1st-4th Quarter, Total), Balances (Unreleased, Unobligated, Unpaid Obligations). Rows include Agency Specific Budget, Higher Education Program, Research Program, and Automatic Appropriations.

Handwritten signature or initials.

Particulars	UACS CODE	Appropriation			Allotments					Current Year Obligations				Current Year Disbursements				Balances					
		Authorized Appropriation	Adjustments (Transfer To)/From, Reassignment	Adjusted Appropriations	Allotments Received	Adjustments (Withdrawal, Reassignment)	Transfer To	Transfer From	Adjusted Total Allotments	1st Quarter Ending March 31	2nd Quarter Ending June 30	3rd Quarter Ending Sept. 30	4th Quarter Ending Dec. 31	Total	1st Quarter Ending March 31	2nd Quarter Ending June 30	3rd Quarter Ending Sept. 30	4th Quarter Ending Dec. 31	Total	Unreleased Appropriations	Unobligated Allotment	Unpaid Obligations (15-20) = (23+24)	
1	2	3	4	5=(3+4)	6	7	8	9	10=[(6+)-(7)-8+9]	11	12	13	14	15=(11+12+13+14)	16	17	18	19	20=(16+17+18+19)	21=(5-19)	22=(10-15)	23	24
Miscellaneous Personnel Benefits Fund	01101406		23,109,877.00	23,109,877.00	23,109,877.00				23,109,877.00														
Purpose	4000000000000000		23,109,877.00	23,109,877.00	23,109,877.00				23,109,877.00														
Miscellaneous Personnel Benefits Fund	4007000000000000		23,109,877.00	23,109,877.00	23,109,877.00				23,109,877.00														
Funding Requirements for the Filling up of Unfilled Positions	4007000000002000		23,109,877.00	23,109,877.00	23,109,877.00				23,109,877.00														
PS			23,109,877.00	23,109,877.00	23,109,877.00				23,109,877.00														
Pension and Gratuity Fund	01101407		562,726.00	562,726.00	562,726.00				562,726.00			562,726.00		562,726.00			562,726.00		562,726.00				
Purpose	4000000000000000		562,726.00	562,726.00	562,726.00				562,726.00			562,726.00		562,726.00			562,726.00		562,726.00				
Pension and Gratuity Fund	4008000000000000		562,726.00	562,726.00	562,726.00				562,726.00			562,726.00		562,726.00			562,726.00		562,726.00				
For payment of retirement and terminal leave benefits	4008000000002000		562,726.00	562,726.00	562,726.00				562,726.00			562,726.00		562,726.00			562,726.00		562,726.00				
PS			562,726.00	562,726.00	562,726.00				562,726.00			562,726.00		562,726.00			562,726.00		562,726.00				
Sub-Total, SPF			23,672,603.00	23,672,603.00	23,672,603.00				23,672,603.00			562,726.00		562,726.00			562,726.00		562,726.00			23,109,877.00	
PS			23,672,603.00	23,672,603.00	23,672,603.00				23,672,603.00			562,726.00		562,726.00			562,726.00		562,726.00			23,109,877.00	
MOOE																							
Fin Ex																							
CO																							
GRAND TOTAL		217,893,000.00	28,902,159.00	244,795,159.00	243,595,159.00				243,595,159.00	36,923,250.00	65,994,227.00	66,227,388.48		169,144,865.46	36,922,780.00	57,819,355.24	47,532,491.81		142,274,626.85	1,200,000.00	74,450,293.54	4,873.20	26,865,565.41
PS		145,503,000.00	26,902,159.00	172,405,159.00	172,405,159.00				172,405,159.00	31,842,577.10	46,584,812.20	35,044,011.28		113,471,400.58	31,842,107.10	46,581,132.20	35,043,488.08		113,466,727.38		58,933,758.42	4,873.20	
MOOE		34,728,000.00		34,728,000.00	33,528,000.00				33,528,000.00	5,080,672.90	5,962,525.91	9,165,398.28		20,208,597.09	5,080,672.90	5,962,525.91	9,165,398.28		20,208,597.09	1,200,000.00	13,319,402.91		
Fin Ex																							
CO		37,662,000.00		37,662,000.00	37,662,000.00				37,662,000.00					35,464,857.79			3,323,605.25		8,590,300.38		2,197,132.21		26,865,565.41

Certified Correct:




Andres, Elsie

Budget Officer

Date: 08/Oct/2018

Certified Correct:




ARNOLD A. TANDING

Chief Accountant

Date:

Recommended By:




Buena, Danilo

Director, FMS

Date: 09/Oct/2018

Approved By:



Bagtang, Eduardo

Agency Head/Department

Date: 09/Oct/2018

This report was generated using the Unified Reporting System on 09/10/2018 08:54