

STATEMENT OF APPROPRIATIONS, ALLOTMENTS, OBLIGATIONS, DISBURSEMENTS AND BALANCES
For the quarter ended December 31, 2015

Department STATE UNIVERSITIES AND COLLEGE
 Agency KALINGA-APAYAO STATE COLLEGE
 Operating Unit Main
 Organizational Code 11,728,760.90
 Funding Source Code 101 6,165,427.63
 17,894,188.53

x	Current Appropriations
	Continuing Appropriations
	Supplemental Appropriation

Particulars	UACS Code	Appropriations			Allotments					Current Year Obligations					Current Year Disbursement					Balances		
		Authorized Appropriations	Adjustments	Adjusted Appropriations	Allotment Received	Adjustments (withdral, realignment)	Transfer to	Transfer from	Adjusted total Allotment	1st Qtr. Ending March 31	2nd Qtr. Ending June 30	3rd Qtr. Ending Sept. 30	4th Qtr. Ending Dec. 31	Total	1st Qtr. Ending March 31	2nd Qtr. Ending June 30	3rd Qtr. Ending Sept. 30	4th Qtr. Ending Dec. 31	Total	Unreleased Appropriations	Unobligated Allotment	Unp Obligati 20)=(2
1	2	3	4	5=(3+4)	6	7	8	9	10=(6+(-)7-8+9)	11	12	13	14	15-(11+12+13+14)	16	17	18	19	20=(16+17+18+19)	21=(5-10)	22=(10-15)	23
I. Agency Specific Budget																						
General Administration and Supervision																						
<i>General Administration and Supervision</i>																						
PAP																						
PS		18,090,000.00	1,035,579.00	19,125,579.00	19,125,579.00				19,125,579.00	3,675,976.50	4,895,391.80	3,785,529.50	5,054,478.40	17,411,376.20	4,987,867.50	10,371,805.62	3,785,529.50		19,145,202.62	-	1,714,202.80	
MOOE		4,227,000.00		4,227,000.00	4,227,000.00				4,227,000.00	2,023,155.98	1,473,864.16	1,449,141.18	3,080,475.94	8,026,637.26	2,023,155.98	1,524,114.36	1,449,141.18		4,996,411.52	-	3,799,637.26	
Fin Exp (if applicable)				-	-				-					-					-	-	0.00	
CO		24,838,000.00		24,838,000.00	24,838,000.00				24,838,000.00		3,561,707.83	14,872,842.15	6,165,427.63	24,599,977.61		3,561,707.83	3,144,081.25		6,705,789.08	-	238,022.39	
Support to Operations																						
<i>Support to Operations</i>																						
PAP																						
PS				-	-				-					-					-	-	0.00	
MOOE		600,000.00		600,000.00	600,000.00				600,000.00	171,152.96	45,701.28	38,537.00	173,684.20	429,075.44	171,152.96	45,701.28	38,537.00		255,391.24	-	170,924.56	
Fin Exp (if applicable)				-	-				-					-					-	-	0.00	
CO				-	-				-					-					-	-	0.00	
Operations																						
<i>Operations</i>																						
MFO 1 -(Higher Educl Services)																						
PAP																						
PS		48,089,000.00	20,265,327.00	68,354,327.00	68,354,327.00				68,354,327.00	15,120,430.99	15,195,637.63	14,098,802.50	17,248,076.61	61,662,947.73	16,364,045.37	20,476,349.29	14,096,802.50		50,937,197.16	-	6,691,379.27	
MOOE		20,553,000.00		20,553,000.00	20,553,000.00				20,553,000.00	1,467,005.26	11,502,409.20	8,858,026.55	3,080,422.34	24,907,863.35	1,473,886.61	11,320,127.14	2,004,815.73		14,798,829.48	-	4,354,863.35	
MFO 2 -(Research Services)																						
PAP																						
PS				-	-				-					-					-	-	0.00	
MOOE		3,900,000.00		3,900,000.00	3,900,000.00				3,900,000.00	56,166.32	316,464.50	299,725.12	331,362.13	1,003,718.07	73,463.82	368,557.00	299,725.12		741,745.94	-	2,896,281.93	
MFO 3 -(Extension Services)																						
PAP																						
PS				-	-				-					-					-	-	0.00	
MOOE		1,200,000.00		1,200,000.00	1,200,000.00				1,200,000.00	69,924.15	90,485.00	123,320.00	260,047.13	543,776.28	69,924.15	81,135.00	123,320.00		274,379.15	-	656,223.72	
Sub-Total Agency Specific Budget																						
PS																						
MOOE																						
Fin Exp (if applicable)																						
CO																						
II. Automatic Appropriation																						
<i>Automatic Appropriation</i>																						
RPIP		6,114,000.00	1,966,380.00	8,080,380.00	8,080,380.00				8,080,380.00	1,671,899.39	1,786,590.48	1,829,727.32	2,024,022.46	7,312,239.65	1,671,899.39	1,786,590.48			3,458,489.87	-	768,140.35	
MOOE				-	-				-					-					-	-	0.00	
CO				-	-				-					-					-	-	0.00	
Sub-Total, Automatic Appropriation																						
PS																						
MOOE																						
CO																						

Particulars	UACS Code	Appropriations			Allotments					Current Year Obligations					Current Year Disbursement					Balances		
		Authorized Appropriations	Adjustments	Adjusted Appropriations	Allotment Received	Adjustments (withdawal, realignment)	Transfer to	Transfer from	Adjusted total Allotment	1st Qtr. Ending March 31	2nd Qtr. Ending June 30	3rd Qtr. Ending Sept. 30	4th Qtr. Ending Dec. 31	Total	1st Qtr. Ending March 31	2nd Qtr. Ending June 30	3rd Qtr. Ending Sept. 30	4th Qtr. Ending Dec. 31	Total	Unreleased Appropriations	Unobligated Allotment	Unobligated (20)=(21-22)
1	2	3	4	5=(3+4)	6	7	8	9	10=(6+(-)7-8+9)	11	12	13	14	15-(11+12+13+14)	16	17	18	19	20=(16+17+18+19)	21=(5-10)	22=(10-15)	23
III. Special Purpose Fund																						
MPBF			8,324,370.00	8,324,370.00	8,324,370.00				8,324,370.00	1310091	5,503,016.02		301,322.00	7,114,429.02		6,734,762.72			6,734,762.72	-	1,209,940.98	
PGF-PS(Pension Benefit)			4,807,063.00	4,807,063.00	4,807,063.00				4,807,063.00		5,348,727.40		453,864.00	5,802,591.40	959,091.00	4,116,980.70			5,076,071.70	-	995,528.40	
Sub-Total, Special Purpose Fund																						
PS			13,131,433.00	13,131,433.00	13,131,433.00	-	-	-	13,131,433.00	1,310,091.00	10,851,743.42	-	755,186.00	12,917,020.42	959,091.00	10,851,743.42	-	-	11,810,834.42	-	214,412.58	-
MOOE																						
Fin Exp (if applicable)																						
CO																						
GRAND TOTAL																						
PS		72,293,000.00	36,398,719.00	108,691,719.00	108,691,719.00	-	-	-	108,691,719.00	21,778,397.88	32,729,363.33	19,714,059.32	25,081,763.47	99,303,584.00	23,982,903.26	43,486,488.81	17,882,332.00	-	85,351,724.07	-	9,388,135.00	-
MOOE		30,480,000.00	-	30,480,000.00	30,480,000.00	-	-	-	30,480,000.00	3,787,404.67	13,428,924.14	10,768,749.85	6,925,991.74	34,911,070.40	3,811,583.52	13,339,634.78	3,915,539.03	-	21,066,757.33	-	4,431,070.40	-
Fin Exp (if applicable)		-	-	-	-	-	-	-	-	-	-	-	-	-	-	-	-	-	-	-	0.00	-
CO		24,838,000.00	-	24,838,000.00	24,838,000.00	-	-	-	24,838,000.00	-	3,561,707.83	14,872,842.15	6,165,427.63	24,599,977.61	-	3,561,707.83	3,144,081.25	-	6,705,789.08	-	238,022.39	-
Recapitulation by MFO:																						
MFO 1 -(Higher Educl Services)																						
MFO 2 -(Research Services)																						
MFO 3 -(Extension Services)																						
OF WHICH:																						
Major Programs/Projects																						
KRA No. 1 - Anti-Corruption, Transparent, Accountable and Participatory Governance																						
Program Budgeting:																						
MPP																						
Other Major Programs and Projects and monitored by the President through PMS																						


Certified Correct:

Certified Correct:

Recommending Approval:

Approved By:


DANILO T. BUEN, MBA
 FMO-Budget Officer (Designate)


ARNOLD A. TANDING, CPA, MBA
 Accountant

158,814,632.01


DANILO T. BUEN, MBA
 Financial Management Officer


JOVITA E. SAGUIBO, Ph.D
 College President

is

aid
ons(15-
3+24)

24

-
-
-

-
-
-

aid
ons(15-
3+24)

24

-

-

-

-

-

-

-

-

-

-

-

-

-

-

-

-

-

-

-

-

-

-

-

-

-

-

-

-

-

-

-

-

-

-

-

SUMMARY OF APPROPRIATIONS, ALLOTMENTS, OBLIGATIONS, DISBURSEMENTS AND BALANCES
As of December 31, 2015

Department: **STATE UNIVERSITIES AND COLLEGES**
Agency: **KALINGA-APAYAO STATE COLLEGE**
Operating Unit:
Organizational Code:
Funding Source Code: **FUND 101**

x	Current Appropriations
	Continuing Appropriations
	Supplemental Appropriations

Particulars	UACS Code	Appropriations			Allotments					Current Year Obligation					Current Year Disbursement					Balances				
		Authorized Appropriations	Adjustments	Adjusted Appropriations	Allotment Received	Adjustments (withdawal, realignment)	Transfer to	Transfer from	Adjusted total Allotment	1st Qtr. Ending March 31	2nd Qtr. Ending June 30	3rd Qtr. Ending Sept. 30	4th Qtr. Ending Dec. 31	Total	1st Qtr. Ending March 31	2nd Qtr. Ending June 30	3rd Qtr. Ending Sept. 30	4th Qtr. Ending Dec. 31	Total	Unreleased Appropriations	Unobligated Allotment	Unpaid Obligations(15-20)=(23+24)		
																						Due and Demandable	Not Yet Due and Demandable	
1	2	3	4	5=(3+4)	6	7	8	9	10=(6+(-)7-8+9)	11	12	13	14.00	15=(11+12+13+14)	16	17	18	19.00	20=(16+17+18+19)	21=(5-10)	22=(10-15)	23	24	
SUMMARY																								
A. Agency Specific Budget																								
Personal Services																								
Salaries and Wages																								
Salaries and Wages - Regular		50,951,000.00	21,300,906.00	72,251,906.00	72,251,906.00				72,251,906.00	16,864,001.45	14,933,336.97	16,246,570.50	16,528,327.79	64,572,236.71	18,116,997.18	14,901,014.23	16,289,852.24		49,307,863.65	-	7,679,669.29	15,264,373.06		
Salaries and Wages-Casual/contractual		355,000.00		355,000.00	355,000.00				355,000.00	31,351.00		26,919.00		58,270.00	31,351.00				31,351.00	-	296,730.00	26,919.00		
Salaries and Wages-Contractual				-	-				-					0.00					0.00	-	0.00	-		
Other Compensation																								
ECIP		217,000.00		217,000.00	217,000.00				217,000.00	53,940.00	52,840.00	52,230.00	53,810.00	212,820.00	53,940.00	35,160.00	52,230.00		141,330.00	-	4,180.00	71,490.00		
Honoraria		2,864,000.00		2,864,000.00	2,864,000.00				2,864,000.00	471,322.50	170,173.20	12,500.00	674,265.50	1,328,261.20	471,322.50	170,173.20	39,722.25		681,217.95	-	1,535,738.80	647,043.25		
Health worker's Benefit				-	-				-	2,475.00	2,760.00	1,100.00	1,650.00	7,985.00	825.00	1,100.00			1,925.00	-	7,985.00	6,060.00		
Laundry and Incentive allowance		20,000.00		20,000.00	20,000.00				20,000.00	4,950.00	2,200.00	3,850.00	23,100.00	34,100.00	2,475.00	2,750.00	1,100.00		6,325.00	-	14,100.00	27,775.00		
Cash Gift		905,000.00		905,000.00	905,000.00				905,000.00	425,000.00				425,000.00		422,500.00			422,500.00	-	480,000.00	2,500.00		
Year End Bonus		4,246,000.00		4,246,000.00	4,246,000.00				4,246,000.00	2,454,583.10			3,035,887.00	5,490,470.10		2,454,583.10			2,454,583.10	-	1,244,470.10	3,035,887.00		
Clothing/Uniform Allowance		905,000.00		905,000.00	905,000.00				905,000.00	671,000.00	92,000.00			763,000.00		671,000.00	92,000.00		763,000.00	-	142,000.00	-		
Pag-ibig Contributions		218,000.00		218,000.00	218,000.00				218,000.00	52,200.00	54,600.00	85,300.00	55,500.00	247,600.00	54,000.00	52,800.00	85,300.00		192,100.00	-	29,600.00	55,500.00		
PERA		4,344,000.00		4,344,000.00	4,344,000.00				4,344,000.00	1,082,517.20	1,053,708.67	1,090,000.00	1,106,181.82	4,332,407.69	1,082,517.20	1,050,466.67	1,090,000.00		3,222,983.87	-	11,592.31	1,109,423.82		
Philhealth Contributions		544,000.00		544,000.00	544,000.00				544,000.00	170,269.00	160,337.50	158,862.50	173,332.90	662,801.90	170,269.00	160,337.50	158,862.50		489,469.00	-	118,801.90	173,332.90		
Productivity Incentive Benefit		362,000.00		362,000.00	362,000.00				362,000.00					0.00	351,000.00	4,873,362.72			5,224,362.72	-	362,000.00	(5,224,362.72)		
Productivity Enhancement Incentive				-	-				-					0.00		1,863,900.00			1,863,900.00	-	0.00	(1,863,900.00)		
Performance Based Bonus				-	-				-				70,000.00	70,000.00					0.00	-	70,000.00	70,000.00		
Step Increment		128,000.00		128,000.00	128,000.00				128,000.00					0.00					0.00	-	128,000.00	-		
Representation Allowance		120,000.00		120,000.00	120,000.00				120,000.00				32,000.00	32,000.00	53,999.99	88,999.98	73,500.01		216,499.98	-	88,000.00	(184,499.98)		
Transportation Allowance				-	-				-		8,000.00	38,500.00		20,000.00	66,500.00	8,000.01	38,499.99		46,500.00	-	66,500.00	20,000.00		
Longevity Pay				-	-				-	2,500.00			67,500.00	70,000.00	2,500.00				2,500.00	-	70,000.00	67,500.00		
Terminal Leave Benefits				-	-				-					0.00					0.00	-	0.00	-		
TOTAL PS		66,179,000.00	21,300,906.00	87,479,906.00	87,479,906.00				87,479,906.00	18,735,526.15	19,988,539.44	17,807,832.00	21,841,555.01	78,373,452.60	20,391,196.87	26,756,147.41	17,921,066.99		65,068,411.27			9,106,453.40	13,305,041.33	
MOOE																								
Advertising Expenses																								
Advertising Expenses		60,000.00		60,000.00	60,000.00				60,000.00	7,750.24	2,040.00	14,870.00	21,136.20	45,796.44	7,750.24	2,040.00	14,870.00	21,136.20	45,796.44	-	14,203.56	-		
Awards/Rewards Expenses																								
Awards/Rewards Expenses				-	-				-		40,000.00			40,000.00		60,000.00			60,000.00	-	40,000.00	(20,000.00)		
Communication Expense																								
Internet Subscription Expenses		290,000.00		290,000.00	290,000.00				290,000.00					0.00					0.00	-	290,000.00	-		
Cable, Satellite, Telephone & Radio Expenses				-	-				-	272,275.29	159,795.24	118,079.69		550,150.22	272,275.29	172,810.44	118,079.69		563,165.42	-	550,150.22	(13,015.20)		
Postage and Courier Services				-	-				-	2,349.00	2067	4150	2,894.00	11,460.00	2,349.00	2067	4150		8,566.00	-	11,460.00	-		
Telephone Expenses - Mobile				-	-				-	82,695.08	8,968.57	33,126.49	120,371.65	245,161.79	82,695.08	8,968.57	33,126.49		124,790.14	-	245,161.79	120,371.65		
Confidential, Intelligence, Extraordinary and Miscellaneous Expenses																								
Extra-ordinary and Miscellaneous Expenses		162,000.00		162,000.00	162,000.00				162,000.00	42,735.00	84,500.00		43,500.00	170,735.00	42,735.00	71,000.00	68500		182,235.00	(162,000.00)	8,735.00	-		
Membership Dues, Contribution to Organizations																								
Membership dues and Contribution		400,000.00		400,000.00	400,000.00				400,000.00	20,000.00	69,200.00	55,000.00	14,000.00	158,200.00	20,000.00	69,200.00			89,200.00	(400,000.00)	241,800.00	69,000.00		
Printing and Binding Expenses																								
Printing and Binding Expenses		1,320,000.00		1,320,000.00	1,320,000.00				1,320,000.00	220.00	4,563.00	5,000.00	17,550.00	27,333.00	220.00	4,563.00	5,000.00		9,783.00	-	1,292,667.00	17,550.00		

Particulars	UACS Code	Appropriations			Allotments					Current Year Obligation					Current Year Disbursement					Balances			
		Authorized Appropriations	Adjustments	Adjusted Appropriations	Allotment Received	Adjustments (withdawal, realignment)	Transfer to	Transfer from	Adjusted total Allotment	1st Qtr. Ending March 31	2nd Qtr. Ending June 30	3rd Qtr. Ending Sept. 30	4th Qtr. Ending Dec. 31	Total	1st Qtr. Ending March 31	2nd Qtr. Ending June 30	3rd Qtr. Ending Sept. 30	4th Qtr. Ending Dec. 31	Total	Unreleased Appropriations	Unobligated Allotment	Unpaid Obligations(15-20)=(23+24)	
																						Due and Demandable	Not Yet Due and Demandable
1	2	3	4	5=(3+4)	6	7	8	9	10=(6+(-)7-8+9)	11	12	13	14.00	15=(11+12+13+14)	16	17	18	19.00	20=(16+17+18+19)	21=(5-10)	22=(10-15)	23	24
Professional Services		1,227,000.00		1,227,000.00	1,227,000.00				1,227,000.00					0.00					0.00	-	1,227,000.00	-	
Janitorial Services				-					-	151,933.27	18,265.00	129804.96	41,760.00	341,763.23	151,933.27	18,265.00	129804.96		300,003.23	-	341,763.23		
Legal Services				-					-	1,950.00		1,200.00	300.00	3,450.00	1,950.00		1,200.00		3,150.00	-	3,450.00	300.00	
Other General Services				-					-	55,754.83	357,005.22	371,687.33	924,261.62	1,708,709.00	55,754.83	357,005.22	371,687.33		784,447.38	-	1,708,709.00	924,261.62	
Other Professional Services				-					-	1,088,356.88	238,476.34	305,330.32	1,628,929.31	3,261,092.85		235,257.34	186,117.12		421,374.46	-	3,261,092.85	2,839,718.39	
Professional Services				-					-	64,154.25				64,154.25	1,152,511.19		91,990.95		1,244,502.14	-	64,154.25		
Security Services				-					-	535,343.79	400,921.51	506131.72	534,994.81	1,977,391.83	535,343.79	400,921.51	506131.72		1,442,397.02	-	1,977,391.83		
Rent Expenses				-					-					0.00					0.00	-	0.00		
Rent Expenses		20,000.00		20,000.00	20,000.00				20,000.00	19,999.00	33,000.00		8,320.00	61,319.00	19,999.00	21,000.00			40,999.00	-	41,319.00	20,320.00	
Repairs and Maintenance		730,000.00		730,000.00	730,000.00				730,000.00					0.00					0.00	-	730,000.00		
Repairs and Maintenance - Transportation Equipment				-					-	65,380.00	38,920.00	37,747.00	281,199.00	423,246.00	65,380.00	54,120.00	37,747.00		157,247.00	-	423,246.00	265,999.00	
Repairs and Maintenance - Other Machinery & Equipment				-					-					13,150.00					11,150.00	-	13,150.00		
Repairs and Maintenance - Power Supply System				-					-		115,275.38			115,275.38		115,275.38			115,275.38	-	115,275.38		
Repairs and Maintenance - School Building				-					-		97,440.00			97,440.00		97,440.00			97,440.00	-	97,440.00		
Representation Expenses		1,353,000.00		1,353,000.00	1,353,000.00				1,353,000.00					0.00					0.00	-	1,353,000.00		
Representation Expenses				-					-	188,955.00	291,045.50	553,937.00	594,344.50	1,628,282.00	188,955.00	301,045.50	553,937.00		1,043,937.50	-	1,628,282.00	584,344.50	
Scholarship Expense		15,880,000.00		15,880,000.00	15,880,000.00				15,880,000.00					0.00		10,262,711.64			10,262,711.64	-	15,880,000.00	(10,262,711.64)	
Subscription Expense		50,000.00		50,000.00	50,000.00				50,000.00				3,010.00	3,010.00					0.00	-	46,990.00	3,010.00	
Supplies and Materials		3,390,000.00		3,390,000.00	3,390,000.00				3,390,000.00					0.00					0.00	-	3,390,000.00		
Accountable Form Expenses				-					-	10,500.00				10,500.00	10,500.00				10,500.00	-	10,500.00		
Agricultural and Marine Supplies Expense				-					-	4,800.00	1,800.00	300.00	360.00	7,260.00	4,800.00	37,000.00	300.00		42,100.00	-	7,260.00	(34,840.00)	
Animal/Zoological Supplies Expenses				-					-	300.00				300.00	300.00				300.00	-	300.00		
Fuel, Oil and Lubricant Expenses				-					-	178,031.15	121,851.59	182,234.83	342,082.12	824,199.69	178,031.15	121,851.59	182,234.83		482,117.57	-	824,199.69	342,082.12	
Office Supplies Expense				-					-		32,986.90	134,518.20	376,789.20	544,294.30		38,026.90	134,518.20		172,545.10	-	544,294.30	371,749.20	
Other Supplies and Materials Expenses				-					-	283,795.75	14,975.00	284308.55	125,688.50	708,767.80	283,795.75	85,098.00	284308.55		653,202.30	-	708,767.80		
Taxes, Insurance and Other Fees		48,000.00		48,000.00	48,000.00				48,000.00					0.00					0.00	-	48,000.00		
Insurance Expenses				-					-	5,768.09		5960.4		11,728.49	5,768.09		5960.4		11,728.49	-	11,728.49		
Fidelity Bond Premiums				-					-			3000		3,000.00			3000		3,000.00	-	3,000.00		
Taxes, Duties and Licenses				-					-	2,939.06	40,397.97	1246.42		44,583.45	2,939.06	40,397.97	1246.42		44,583.45	-	44,583.45		
Training and Scholarship		1,640,000.00		1,640,000.00	1,640,000.00				1,640,000.00					0.00					0.00	-	1,640,000.00		
Scholarship Expense				-					-		10,537,058.64	6,855,210.82	640061.69	18,032,331.15						-			
Training Expenses				-					-	19,500.00	124,100.00	108800	165,220.00	417,620.00	19,500.00	124,100.00	108800		252,400.00	-	417,620.00		
Transportation & Delivery Expense		930,000.00		930,000.00	930,000.00				930,000.00					32,551.00					32,551.00	-	897,449.00		
Travelling Expenses				-					-					0.00					0.00	-	0.00		
Travelling Expenses - Local		1,120,000.00		1,120,000.00	1,120,000.00				1,120,000.00	279,549.00	305,959.00	264,811.50	379,360.60	1,229,680.10	279,549.00	303,719.00	264,811.50		848,079.50	-	109,680.10	381,600.60	
Utility Services		1,860,000.00		1,860,000.00	1,860,000.00				1,860,000.00					0.00					0.00	-	1,860,000.00		
Electricity Expenses				-					-	402,314.37	279,637.34	738,466.24	502,900.58	1,923,318.53	402,314.37	279,637.44	738,466.24		1,420,418.05	-	1,923,318.53	502,900.48	
Water Expenses				-					-	4,066.91	2,724.84	1,558.34	5,112.05	13,462.14	4,066.91	2,724.84	1,558.34		8,350.09	-	13,462.14	5,112.05	
Other MOOE				-					-	2,870.00		7,260.00	30,910.00	41,040.00	2,870.00	12,000.00	7,260.00		22,130.00	-	41,040.00	18,910.00	
Financial Expenses				-					-					0.00					0.00	-	0.00		
Bank Charges				-					-					0.00					0.00	-	0.00		
TOTAL MOOE		30,480,000.00	-	30,480,000.00	30,480,000.00	-	-	-	30,480,000.00	3,794,285.96	13,425,724.04	10,768,749.81	6,893,991.74	34,882,751.55	3,794,286.02	13,300,996.34	3,899,816.74	21,136.20	21,013,235.30	-	4,402,751.55	(3,863,337.23)	-
Capital Outlay				-					-					0.00					0.00	-	0.00		
Property, Plant and Equipment Outlay				-					-					0.00					0.00	-	0.00		
Building and Others Structure Outlay		24,838,000.00		24,838,000.00	24,838,000.00				24,838,000.00		3,561,707.83	14,872,842.15	6,165,427.63	24,599,977.61		3,561,707.83	14,872,842.15	6,165,427.63		24,599,977.61	-	238,022.39	
Buildings				-					-					0.00					0.00	-	0.00		
School Buildings				-					-					0.00					0.00	-	0.00		
Machinery and Equipment Outlay				-					-					0.00					0.00	-	0.00		
Office Equipment				-					-					0.00					0.00	-	0.00		
ICT				-					-					0.00					0.00	-	0.00		
Furniture and Fixtures				-					-					0.00					0.00	-	0.00		
Other Property, Plant and Equipment				-					-					0.00					0.00	-	0.00		

Particulars	UACS Code	Appropriations			Allotments					Current Year Obligation					Current Year Disbursement					Balances																							
		Authorized Appropriations	Adjustments	Adjusted Appropriations	Allotment Received	Adjustments (withdawal, realignment)	Transfer to	Transfer from	Adjusted total Allotment	1st Qtr. Ending March 31	2nd Qtr. Ending June 30	3rd Qtr. Ending Sept. 30	4th Qtr. Ending Dec. 31	Total	1st Qtr. Ending March 31	2nd Qtr. Ending June 30	3rd Qtr. Ending Sept. 30	4th Qtr. Ending Dec. 31	Total	Unreleased Appropriations	Unobligated Allotment	Unpaid Obligations(15-20)=(23+24)																					
																						Due and Demandable	Not Yet Due and Demandable																				
1	2	3	4	5=(3+4)	6	7	8	9	10=(6+(-)7-8+9)	11	12	13	14.00	15=(11+12+13+14)	16	17	18	19.00	20=(16+17+18+19)	21=(5-10)	22=(10-15)	23	24																				
B. AUTOMATIC APPROPRIATIONS																																											
Retirement and Life Insurance Premium		6,114,000.00	1,966,380.00	8,080,380.00	8,080,380.00				8,080,380.00	1,671,899.39	1,786,590.48	1,829,727.32	2,024,022.46	7,312,239.65	1,671,899.39	1,786,590.48	1,829,727.32		5,288,217.19	-	768,140.35	2,024,022.46																					
Specify allotment class/object of expenditures				-					-					0.00					0.00	-	0.00	-																					
Customs Duties and Taxes				-					-					0.00					0.00	-	0.00	-																					
Specify allotment class/object of expenditures				-					-					0.00					0.00	-	0.00	-																					
C. SPECIAL PURPOSE FUNDS																																											
Miscellaneous Personnel Benefits Fund				-					-					0.00					0.00	-	0.00	-																					
Specify allotment class/object of expenditures			7,365,279.00	7,365,279.00	7,365,279.00				7,365,279.00	351,000.00	6,734,762.72		279,516.00	7,365,278.72		6,734,762.72			6,734,762.72	-	0.28	630,516.00																					
Pension and Gratuity Fund				-					-					0.00					0.00	-	0.00	-																					
Specify allotment class/object of expenditures			5,766,154.00	5,766,154.00	5,766,154.00				5,766,154.00	959,091.00	4,116,980.70		690,082.00	5,766,153.70	959,091.00	4,116,980.70			5,076,071.70	-	0.30	690,082.00																					
Contingent Fund				-					-					0.00					0.00	-	0.00	-																					
Specify allotment class/object of expenditures				-					-					0.00					0.00	-	0.00	-																					
Calamity Fund				-					-					0.00					0.00	-	0.00	-																					
Specify allotment class/object of expenditures				-					-					0.00					0.00	-	0.00	-																					
Priority Development Assistance Fund				-					-					0.00					0.00	-	0.00	-																					
Specify allotment class/object of expenditures				-					-					0.00					0.00	-	0.00	-																					
Others (Please specify)				-					-					0.00					0.00	-	0.00	-																					
(SPF sequence in accordance with GAA)				-					-					0.00					0.00	-	0.00	-																					
GRAND TOTAL		127,611,000.00	36,398,719.00	164,009,719.00	164,009,719.00	-	-	-	164,009,719.00	25,511,802.50	49,614,305.21	45,279,151.28	37,894,594.84	158,299,853.83	26,816,473.28	56,257,185.48	38,523,453.20	6,186,563.83	127,780,675.79	-	5,709,865.17	12,786,324.56	-																				

Certified Correct:

Certified Correct:

Recommending Approval:

Approved By:


DANILO T. BUEN, MBA
 FMO-Budget Officer (Designate)


ARNOLD A. TANDING, CPA, MBA
 Accountant


DANILO T. BUEN, MBA
 Financial Management Officer


LOVITA E. SAGUIDO, Ph.D
 College President

158,814,632.00
 (514,778.17)

3																	
4																	
5																	
6																	
	Sub-Total				<u>-</u>	<u>-</u>	<u>-</u>	<u>-</u>	<u>-</u>	<u>-</u>	<u>-</u>	<u>-</u>	<u>-</u>	<u>-</u>	<u>-</u>	<u>-</u>	<u>-</u>
	Total Allotments				<u>108,721,719.00</u>	<u>30,480,000.00</u>	<u>24,838,000.00</u>	<u>164,039,719.00</u>	<u>-</u>	<u>-</u>	<u>-</u>	<u>-</u>	<u>105,032,002.00</u>	<u>30,480,000.00</u>	<u>24,838,000.00</u>	<u>164,039,719.00</u>	

Certified Correct:


DANILO T. BUEN, MBA
 Financial Management Officer

Noted:


JOVITA E. SAGUIBO, Ph. D
 SUC President III

STATEMENT OF APPROPRIATIONS, ALLOTMENTS, OBLIGATIONS, DISBURSEMENTS AND BALANCES
As of the quarter ending September 30, 2015

Department: **STATE UNIVERSITIES AND COLLEGES**

Agency: **KALINGA-APAYAO STATE COLLEGE**

Operating Unit:


Organizational Code:

Funding Source Code: **FUND 164**

x

Particulars	UACS Code	Approved Budget		Budget Utilization					Current Year Disbursement					Balances			
		Approved Budget Revenue	Adjustments (additions, Reductions, Realignment)	Adjusted Budget Revenue	1st Qtr. Ending March 31	2nd Qtr. Ending June 30	3rd Qtr. Ending Sept. 30	4th Qtr. Ending Dec. 31	Total	1st Qtr. Ending March 31	2nd Qtr. Ending June 30	3rd Qtr. Ending Sept. 30	4th Qtr. Ending Dec. 31	Total	Unutilized Budget	Unpaid Utilization	
																Due and Demandable/Accts. Payable	Not Yet due and Demandable
1	2	3	4	5=[3+(-)+4]	6	7	8	9	10=(6+7+8+9)	11	12	13	14	20=(16+17+18+19)	21=(5-10)	23	24
GASS																	
PS		4,624,000.00		4,624,000.00	17,000.00	109,855.00	17,500.00	93,000.00	237,355.00	17,000.00	109,855.00	17,500.00	93,000.00	237,355.00	4,386,645.00		
MOOE		9,363,700.00		9,363,700.00	480,737.53	1,262,351.38	1,005,110.93	1,211,632.09	3,959,831.93	480,737.53	1,262,351.38	1,005,110.93	1,211,632.09	3,959,831.93	5,403,868.07	-	-
CO		9,500,000.00		9,500,000.00	1,182,174.62		679,492.54	994,013.20	2,855,680.36	1,182,174.62		679,492.54	994,013.20	2,855,680.36	6,644,319.64	-	-
support to Operation																	
PS				-					0.00					0.00	-	-	-
MOOE		762,980.00		762,980.00		553,912.20	233,042.23	4,954.00	791,908.43		553,912.20	233,042.23	4,954.00	791,908.43	(28,928.43)	-	-
CO		1,300,000.00		1,300,000.00					0.00					0.00	1,300,000.00	-	-
MFO1																	
PS		148,000.00		148,000.00	297,211.10	1,318,863.00		736,653.00	2,352,727.10	297,211.10	1,318,863.00		736,653.00	2,352,727.10	(2,204,727.10)	-	-
MOOE		17,895,380.00		17,895,380.00	915,326.34	5,642,561.99	6,936,798.82	4,028,637.68	17,523,324.83	915,326.34	5,642,561.99	6,936,798.82	4,028,637.68	17,523,324.83	372,055.17	-	-
CO				-				310,503.00	310,503.00				310,503.00	310,503.00	(310,503.00)	-	-
MFO2																	
PS				-					0.00					0.00	-	-	-
MOOE		1,646,740.00		1,646,740.00	13,423.68		3,360.00	671,769.42	688,553.10	13,423.68		3,360.00	671,769.42	688,553.10	958,186.90	-	-
CO				-					0.00					0.00	-	-	-
MFO3																	
PS				-					0.00					0.00	-	-	-
MOOE		1,650,200.00		1,650,200.00		26,095.00		10,000.00	36,095.00		26,095.00		10,000.00	36,095.00	1,614,105.00	-	-
CO				-					0.00					0.00	-	-	-
GRAND TOTAL		46,891,000.00	-	46,891,000.00	2,905,873.27	8,913,638.57	8,875,304.52	8,061,162.39	28,755,978.75	2,905,873.27	8,913,638.57	8,875,304.52	8,061,162.39	28,755,978.75	13,748,376.25	-	-

Certified Correct:


DANILO T. BUEN, MBA
FMO-Budget Officer (Designate)

Certified Correct:


ARNOLD A. TANDING, CPA
Accountant III

Recommending Approval:


DANILO T. BUEN, MBA
Financial Management Officer

Approved By:


JOVITA E. SAGUIBO, Ph.D
College President

SUMMARY OF APPROPRIATIONS, ALLOTMENTS, OBLIGATIONS, DISBURSEMENTS AND BALANCES
As of the quarter ending September 30, 2015

Department: **STATE UNIVERSITIES AND COLLEGES**

Agency: **KALINGA-APAYAO STATE COLLEGE**

Operating Unit:

Organizational Code:

Funding Source Code: **FUND 164**


x

Particulars	UACS Code	Approved Budget			Budget Utilization					Current Year Disbursement					Balances		
		Approved Budget Revenue	Adjustments (additions, Reductions, Realignment)	Adjusted Budget Revenue	1st Qtr. Ending March 31	2nd Qtr. Ending June 30	3rd Qtr. Ending Sept. 30	4th Qtr. Ending Dec. 31	Total	1st Qtr. Ending March 31	2nd Qtr. Ending June 30	3rd Qtr. Ending Sept. 30	4th Qtr. Ending Dec. 31	Total	Unutilized Budget	Unpaid Utilization	
																Due and Demandable/Accts. Payable	Not Yet due and Demandable
1	2	3	4	5=[3+(-)+4]	6	7.00	8	9	10=(6+7+8+9)	11.00	12	13	14	20=(16+17+18+19)	21=(5-10)	23	24
SUMMARY																	
A. Agency Specific Budget																	
Personal Services																	
Salaries and Wages																	
Salaries and Wages - Casual/Contractual		3,480,000.00		3,480,000.00					3,497,160.46			2,469,590.46	1,027,570.00	3,497,160.46	(17,160.46)	-	-
Salaries and Wages - Substitute				-					0.00					0.00	-	-	-
Other Compensation									0.00					0.00	-	-	-
Cash Gift				-					0.00					0.00	-	-	-
Honoraria (PERA)		1,012,000.00		1,012,000.00	314,211.10	1,606,668.00	920,621.50	2,841,500.60	314,211.10	1,606,668.00	920,621.50		2,841,500.60	(1,829,500.60)	-	-	
Year End Bonus		280,000.00		280,000.00				0.00	0.00				0.00	280,000.00	-	-	-
MOOE									0.00					0.00	-	-	-
Advertising Expenses									0.00					0.00	-	-	-
Advertising Expenses		48,000.00		48,000.00	3,000.00	32,548.00	9,881.20	45,429.20	3,000.00	32,548.00	9,881.20		45,429.20	2,570.80	-	-	-
Communication Expenses									0.00					0.00	-	-	-
Cable, Satellite, Telegraph, and Radio Expenses		35,000.00		35,000.00		2,462.23		4,962.23		2,462.23			2,500.00	4,962.23	30,037.77	-	-
Postage and Deliveries		42,000.00		42,000.00				0.00						0.00	42,000.00	-	-
Internet Expenses		1,154,000.00		1,154,000.00	832.50	337,618.46	82,669.77	428,190.73	832.50	337,618.46	82,669.77	7,070.00	428,190.73	725,809.27	-	-	-
Telephone Expenses - Mobile		141,000.00		141,000.00	2,707.75	10,596.32	16,313.63	66,209.50	2,707.75	10,596.32	16,313.63	36,591.80	66,209.50	74,790.50	-	-	-
Extra-ordinary Expenses & Miscellaneous Expenses									0.00					0.00	-	-	-
Miscellaneous Expenses		102,000.00		102,000.00	9,000.00	5,500.00	32,500.00	66,500.00	9,000.00	5,500.00	32,500.00	19,500.00	66,500.00	35,500.00	-	-	-
General Services									0.00					0.00	-	-	-
General Services		492,000.00		492,000.00	133,615.39	82,406.44	101,505.58	622,834.24	133,615.39	82,406.44	101,505.58	305,306.83	622,834.24	(130,834.24)	-	-	-
Janitorial Services		736,000.00		736,000.00	16,687.40	165,408.40	96,330.80	399,081.35	16,687.40	165,408.40	96,330.80	120,654.75	399,081.35	336,918.65	-	-	-
Security Services		1,350,000.00		1,350,000.00	29,457.66			29,457.66	29,457.66				29,457.66	1,320,542.34	-	-	-
Membership Dues and Contributions									0.00					0.00	-	-	-
Membership Dues and Contributions to Organizations		51,000.00		51,000.00		77,520.00	15,000.00	161,520.00		77,520.00	15,000.00	69,000.00	161,520.00	(110,520.00)	-	-	-
Other MOOE									0.00					0.00	-	-	-
Other MOOE		1,412,760.00		1,412,760.00	68,179.41	271,760.00	239,331.10	598,270.51	68,179.41	271,760.00	239,331.10	19,000.00	598,270.51	814,489.49	-	-	-
Printing and Publication Expenses									0.00					0.00	-	-	-
Printing and Binding Expenses		863,000.00		863,000.00	26,042.50	268,647.50	16,890.00	463,185.72	26,042.50	268,647.50	16,890.00	151,605.72	463,185.72	399,814.28	-	-	-
Professional Services									0.00					0.00	-	-	-
Auditing Services		51,000.00		51,000.00				0.00					0.00	51,000.00	-	-	-
Legal Services		35,000.00		35,000.00	7,500.00	4,500.00	4,650.00	22,100.00	7,500.00	4,500.00	4,650.00	5,450.00	22,100.00	12,900.00	-	-	-
Other Professional Services		1,606,000.00		1,606,000.00	555,781.96	796,668.50	18,650.00	2,514,327.65	555,781.96	796,668.50	18,650.00	1,143,227.19	2,514,327.65	(908,327.65)	-	-	-
Rent Expenses									0.00					0.00	-	-	-


Particulars	UACS Code	Approved Budget			Budget Utilization					Current Year Disbursement					Balances		
		Approved Budget Revenue	Adjustments (additions, Reductions, Realignment)	Adjusted Budget Revenue	1st Qtr. Ending March 31	2nd Qtr. Ending June 30	3rd Qtr. Ending Sept. 30	4th Qtr. Ending Dec. 31	Total	1st Qtr. Ending March 31	2nd Qtr. Ending June 30	3rd Qtr. Ending Sept. 30	4th Qtr. Ending Dec. 31	Total	Unutilized Budget	Unpaid Utilization	
																Due and Demandable/Accts. Payable	Not Yet due and Demandable
1	2	3	4	5=[3+(-)+4]	6	7.00	8	9	10=(6+7+8+9)	11.00	12	13	14	20=(16+17+18+19)	21=(5-10)	23	24
Rent Expenses				-	12,300.00	51,140.00		41,180.00	104,620.00	12,300.00	51,140.00		41,180.00	104,620.00	(104,620.00)	-	
Repairs and Maintenance				-					0.00					0.00	-	-	
Repairs and Maintenance - IT Equipment and Software		521,000.00		521,000.00					0.00					0.00	521,000.00	-	
Repairs and Maintenance - Land Improvements				-			36,000.00		36,000.00			36,000.00		36,000.00	(36,000.00)	-	
Repairs and Maintenance - Medical, Dental and Laboratory Equipment				-					0.00					0.00	-	-	
Repairs and Maintenance - Motor Vehicles		250,000.00		250,000.00	88,042.75	253,618.72	34,545.00	44,612.00	420,818.47	88,042.75	253,618.72	34,545.00	44,612.00	420,818.47	(170,818.47)	-	
Repairs and Maintenance - Office Buildings		340,000.00		340,000.00		23,149.58			23,149.58		23,149.58			23,149.58	316,850.42	-	
Repairs and Maintenance - Office Equipment		806,000.00		806,000.00	5,403.00		6,050.00		11,453.00	5,403.00		6,050.00		11,453.00	794,547.00	-	
Repairs and Maintenance - Other Machineries and Equipment				-			28,315.00		28,315.00			28,315.00		28,315.00	(28,315.00)	-	
Repairs and Maintenance - Other Property, Plant and Equipment		117,000.00		117,000.00			6,175.00		6,175.00			6,175.00		6,175.00	110,825.00	-	
Repairs and Maintenance - Other Structures		16,000.00		16,000.00		15,950.00			15,950.00		15,950.00			15,950.00	50.00	-	
Repairs and Maintenance - School Buildings		234,000.00		234,000.00				126,900.00	126,900.00				126,900.00	126,900.00	107,100.00	-	
Representation Expenses				-					0.00					0.00	-	-	
Representation Expenses		290,240.00		290,240.00	81,458.00	500,313.00	172,333.00	416,416.50	1,170,520.50	81,458.00	500,313.00	172,333.00	416,416.50	1,170,520.50	(880,280.50)	-	
Subscriptions Expenses				-					0.00					0.00	-	-	
Subscriptions Expenses		136,000.00		136,000.00	7,805.00	46,783.00	17,745.00	2,590.00	74,923.00	7,805.00	46,783.00	17,745.00	2,590.00	74,923.00	61,077.00	-	
Supplies & Materials Expenses				-					0.00					0.00	-	-	
Accountable Forms Expenses		82,000.00		82,000.00	3,500.00	6,500.00	157,200.00	16,000.00	183,200.00	3,500.00	6,500.00	157,200.00	16,000.00	183,200.00	(101,200.00)	-	
Agricultural Supplies Expenses				-				166,000.00	166,000.00				166,000.00	166,000.00	(166,000.00)	-	
Cooking Gas Expenses				-				0.00	0.00					0.00	-	-	
Fuel, Oil and Lubricants Expenses		1,357,500.00		1,357,500.00	10,500.00	63,136.46	51,000.00	60,590.17	185,226.63	10,500.00	63,136.46	51,000.00	60,590.17	185,226.63	1,172,273.37	-	
Medical, Dental and La Supplies Expenses		351,000.00		351,000.00	78,277.00	230,476.44	221,196.45	675.00	530,624.89	78,277.00	230,476.44	221,196.45	675.00	530,624.89	(179,624.89)	-	
Office Supplies Expenses		2,979,600.00		2,979,600.00	38,633.00	400,633.10	622,261.70	247,181.65	1,308,709.45	38,633.00	400,633.10	622,261.70	247,181.65	1,308,709.45	1,670,890.55	-	
Other Supplies Expenses		3,310,400.00		3,310,400.00	99,260.00	1,599,668.50	318,637.00	883,381.54	2,900,947.04	99,260.00	1,599,668.50	318,637.00	883,381.54	2,900,947.04	409,452.96	-	
Textbooks and Instructional Materials Expenses		4,686,000.00		4,686,000.00	8,840.00	1,306,751.00	1,874,603.01	426,765.00	3,616,959.01	8,840.00	1,306,751.00	1,874,603.01	426,765.00	3,616,959.01	1,069,040.99	-	
Taxes, Insurance and other fees				-					0.00					0.00	-	-	
Insurance Expenses				-		69,941.22		1,500.00	71,441.22		69,941.22		1,500.00	71,441.22	(71,441.22)	-	
Taxes, Duties and Licenses				-		83,195.06	25,444.12	573.79	109,212.97		83,195.06	25,444.12	573.79	109,212.97	(109,212.97)	-	
Training and Scholarship Expenses				-					0.00					0.00	-	-	
Scholarship Expenses				-	2,210.00	2,440.00	13,836.64		18,486.64	2,210.00	2,440.00	13,836.64		18,486.64	(18,486.64)	-	
Training Expenses		1,790,000.00		1,790,000.00	8,450.00	64,280.00	82,700.00	406,450.79	561,880.79	8,450.00	64,280.00	82,700.00	406,450.79	561,880.79	1,228,119.21	-	
Transportation and Delivery Expenses				-					0.00					0.00	-	-	
Transportation and Delivery Expenses				-					0.00					0.00	-	-	
Travelling Expenses				-					0.00					0.00	-	-	
Travelling Expenses - Foreign		500,000.00		500,000.00	91,014.23	234,855.00		46,000.00	371,869.23	91,014.23	234,855.00		46,000.00	371,869.23	128,130.77	-	
Travelling Expenses - Local		2,074,500.00		2,074,500.00	6,390.00	246,643.00	230,330.36	706,251.08	1,189,614.44	6,390.00	246,643.00	230,330.36	706,251.08	1,189,614.44	884,885.56	-	
Utility Expenses				-					0.00					0.00	-	-	
Electricity Expenses		1,462,000.00		1,462,000.00		50,058.28	188,361.34	255,071.02	493,490.64		50,058.28	188,361.34	255,071.02	493,490.64	968,509.36	-	

Particulars	UACS Code	Approved Budget			Budget Utilization					Current Year Disbursement					Balances		
		Approved Budget Revenue	Adjustments (additions, Reductions, Realignment)	Adjusted Budget Revenue	1st Qtr. Ending March 31	2nd Qtr. Ending June 30	3rd Qtr. Ending Sept. 30	4th Qtr. Ending Dec. 31	Total	1st Qtr. Ending March 31	2nd Qtr. Ending June 30	3rd Qtr. Ending Sept. 30	4th Qtr. Ending Dec. 31	Total	Unutilized Budget	Unpaid Utilization	
																Due and Demandable/Accts. Payable	Not Yet due and Demandable
1	2	3	4	5=[3+(-)+4]	6	7.00	8	9	10=(6+7+8+9)	11.00	12	13	14	20=(16+17+18+19)	21=(5-10)	23	24
Water Expenses		77,000.00		77,000.00		1,802.36	5,221.32	1,031.00	8,054.68		1,802.36	5,221.32	1,031.00	8,054.68	68,945.32	-	-
Fin. Exp				-					0.00					0.00	-	-	
Financial Expenses				-					0.00					0.00	-	-	
Documentary Stamps Expenses				-					0.00					0.00	-	-	
Interest Expenses				-					0.00					0.00	-	-	
Other Financial Charges		9,000,000.00		9,000,000.00					0.00					0.00	9,000,000.00	-	
CO				-					0.00					0.00	-	-	
Machinery and Equipment Outlay				-					0.00					0.00	-	-	
Communication Equipment				-					0.00					0.00	-	-	
Furniture and Fixtures				-			79,920.00		79,920.00			79,920.00		79,920.00	(79,920.00)	-	
IT Equipment and Software		110,000.00		110,000.00				110,000.00	110,000.00			110,000.00		110,000.00	-	-	
Machineries				-					0.00					0.00	-	-	
Medical, Dental and Laboratory Equipment		490,000.00		490,000.00				452,169.00	452,169.00			452,169.00		452,169.00	37,831.00	-	
Office Equipment		800,000.00		800,000.00	14,600.00				14,600.00	14,600.00				14,600.00	785,400.00	-	
Other Property, Plant and Equipment				-					0.00					0.00	-	-	
Land Improvements				-					0.00					0.00	-	-	
Other Machineries and Equipment				-			89,000.00		89,000.00			89,000.00		89,000.00	(89,000.00)	-	
Other Property, Plant and Equipment		420,000.00		420,000.00				742,347.20	742,347.20			742,347.20		742,347.20	(322,347.20)	-	
Other Structures		300,000.00		300,000.00					0.00					0.00	300,000.00	-	
Building and support to Operation Structure Outlay				-					0.00					0.00	-	-	
Buildings		1,500,000.00		1,500,000.00	1,182,174.62		590,492.54		1,772,667.16	1,182,174.62		590,492.54		1,772,667.16	(272,667.16)	-	
C. SPECIAL PURPOSE FUNDS				-					0.00					0.00	-	-	
Miscellaneous Personnel Benefits Fund				-					0.00					0.00	-	-	
<i>Specify allotment class/object of expenditures</i>				-					0.00					0.00	-	-	
Pension and Gratuity Fund				-					0.00					0.00	-	-	
<i>Specify allotment class/object of expenditures</i>				-					0.00					0.00	-	-	
Contingent Fund				-					0.00					0.00	-	-	
<i>Specify allotment class/object of expenditures</i>				-					0.00					0.00	-	-	
Calamity Fund				-					0.00					0.00	-	-	
<i>Specify allotment class/object of expenditures</i>				-					0.00					0.00	-	-	
Priority Development Assistance Fund		3,921,000.00		3,921,000.00					0.00					0.00	3,921,000.00	-	
<i>Specify allotment class/object of expenditures</i>				-					0.00					0.00	-	-	
Others (Please specify)				-					0.00					0.00	-	-	
<i>accordance with GAA</i>				-					0.00					0.00	-	-	
GRAND TOTAL		50,812,000.00	-	50,812,000.00	2,905,873.27	8,913,638.57	8,875,301.52	8,061,162.03	28,755,975.39	2,905,873.27	8,913,638.57	8,875,301.52	8,061,162.03	28,755,975.39	22,056,024.61	-	-

Certified Correct:


DANILO T. BUEN, MBA
 FMO-Budget Officer (Designate)

Certified Correct:


ARNOLD A. TANDING, CPA
 Accountant III

Recommending Approval:


DANILO T. BUEN, MBA
 Financial Management Officer

Approved By:


JOVITA E. SAGUIBO, Ph.D
 College President