


MONTHLY REPORT OF DISBURSEMENTS
For the month of October, 2017

Department: State Universities and Colleges (SUCs)						Agency: Kalinga State University						Operating Unit: N/A															
Organization Code (UACS): 080190000000						Fund Cluster: 01 - Regular Agency Fund						Report Status: SUBMITTED															
PARTICULARS	CURRENT YEAR BUDGET					PRIOR YEAR'S ACCOUNTS PAYABLE											SUB-TOTAL	TRUST LIABILITIES				GRAND TOTAL					REMARKS
	FS	MOOE	Fin. Exp	CO	TOTAL	PRIOR YEAR'S ACCOUNTS PAYABLE					CURRENT YEAR'S ACCOUNTS PAYABLE							FS	MOOE	CO	TOTAL	FS	MOOE	Fin. Exp	CO	TOTAL	
	2	3	4	5	6	7	8	9	10	11	12	13	14	15	16	17		18	19	20	21	22	23	24	25	26	
Notice of Cash Allocation (NCA)	9,276,374.14	1,507,406.91		610,263.63	11,394,044.68												11,394,044.68					9,276,374.14	1,507,406.91		610,263.63	11,394,044.68	
MDS Checks Issued	527,334.00	472,413.90		573,479.84	1,573,227.84												1,573,227.84					527,334.00	472,413.90		573,479.84	1,573,227.84	
Advice to Debit Account	8,749,040.14	1,034,993.01		36,783.69	9,820,816.84												9,820,816.84					8,749,040.14	1,034,993.01		36,783.69	9,820,816.84	
Notice of Transfer of Allocation (NTA)																											
MDS Checks Issued																											
Advice to Debit Account																											
Working Fund (NCA issued to BTr)																											
Tax Remittance Advice Issued (TRA)	1,256,115.57	61,289.60		52,705.27	1,370,110.84												1,370,110.84					1,256,115.57	61,289.60		52,705.27	1,370,110.84	
Cash Disbursement Colling (CDC)																											
Non-Cash Availment Authority (NCAA)																											
Others (CDT, BTr Docs Stamp, etc.)																											

Summary


PARTICULARS	PREVIOUS REPORT	CURRENT MONTH	AS OF DATE
(1)	(2)	(3)	(4)
Total Disbursement Authorities Received			
NCA	217,975,921.00	18,248,000.00	236,223,921.00
Working Fund			
TRA	15,648,473.03	1,370,110.84	17,018,583.87
CDC			
NCAA			
Others (CDT, BTr Docs Stamp, etc.)			
Less: Notice of Transfer Allocations (NTA)* Issued			
Total Disbursements Authorities Available	233,624,394.03	19,618,110.84	253,242,504.87
Less:			
Lapsed NCA			
Disbursements	175,245,719.08	12,764,155.52	188,009,874.60
Balance of Disbursements Authorities as of date	58,378,674.95	6,853,955.32	65,232,630.27
Total Disbursements Program	233,624,394.03	19,618,110.84	253,242,504.87
Less: * Actual Disbursements	175,245,719.08	12,764,155.52	188,009,874.60
(Over)/Under spending-	58,378,674.95	6,853,955.32	65,232,630.27

Certified Correct:


Tanding, Arnold
Agency Chief Accountant

Date: 29/Nov/2017

Approved By:


Bugtang, Eduardo
Head of Agency or Authorized Representative

Date: 29/Nov/2017


MONTHLY REPORT OF DISBURSEMENTS
For the month of November, 2017

Department: State Universities and Colleges (SUCs)						Agency: Kalinga State University						Operating Unit: N/A															
Organization Code (UACS): 08019000000						Fund Cluster: 01 - Regular Agency Fund						Report Status: SUBMITTED															
PARTICULARS	CURRENT YEAR BUDGET					PRIOR YEAR'S BUDGET										SUB-TOTAL	TRUST LIABILITIES				GRAND TOTAL				REMARKS		
	PS	MOOE	Fin. Exp	CO	TOTAL	PS	MOOE	Fin. Exp	CO	Sub-Total	PS	MOOE	Fin. Exp	CO	Sub-Total		TOTAL	PS	MOOE	CO	TOTAL	PS	MOOE	Fin. Exp		CO	TOTAL
1	2	3	4	5	6=(2+3+4+5)	7	8	9	10	11=(7+8+9+10)	12	13	14	15	16=(12+13+14+15)	17=(11+16)	18=(6+17)	19	20	21	22=(19+20+21)	23	24	25	26	27=(23+24+25+26)	28
Notice of Cash Allocation (NCA)	17,640,262.79	1,443,821.52		10,181,963.02	29,267,987.33												29,267,987.33					17,640,262.79	1,443,821.52		10,181,963.02	29,267,987.33	
MDS Checker Issued	352,445.54	426,411.47		5,798,170.25	6,577,027.26												6,577,027.26					352,445.54	426,411.47		5,798,170.25	6,577,027.26	
Advice to Debit Account	17,287,817.25	1,019,410.05		4,383,732.77	22,690,960.07												22,690,960.07					17,287,817.25	1,019,410.05		4,383,732.77	22,690,960.07	
MDS Checker Issued																											
Working Fund (NCA Issued to BTR)																											
Tax Remittance Advice Issued (TRA)	2,565,041.86	24,683.19		166,876.22	2,756,601.27												2,756,601.27					2,565,041.86	24,683.19		166,876.22	2,756,601.27	
Cash Disbursement Ceiling (CDC)																											
Non-Cash Availment Authority (NCAA)																											
Others (CDT, BTR Docx Stamp, etc.)																											


Summary

PARTICULARS	PREVIOUS REPORT	CURRENT MONTH	AS OF DATE
(1)	(2)	(3)	(4)
Total Disbursement Authorities Received			
NCA	236,273,921.00	32,741,793.00	268,365,214.00
Working Fund			
TRA	18,405,074.30	2,756,601.27	21,161,675.57
CDC			
NCAA			
Others (CDT, BTR Docx Stamp, etc.)			
Less: Notice of Transfer Allocation (NTA)* issued			
Total Disbursements Authorities Available	254,628,995.30	35,497,894.27	290,126,889.57
Less:			
Lapsed NCA			
Disbursements	188,009,874.60	32,024,588.60	220,034,463.20
Balance of Disbursements Authorities as of date	66,619,120.70	3,473,305.67	70,092,426.37
Total Disbursements Program	254,628,995.30	35,497,894.27	290,126,889.57
Less: * Actual Disbursements	188,009,874.60	32,024,588.60	220,034,463.20
(Over)/Under spending-	66,619,120.70	3,473,305.67	70,092,426.37

Certified Correct:


Tanding, Arnold
Agency Chief Accountant
Date: 20/Jan/2018

Approved By:


Bagtang, Eduardo
Head of Agency or Authorized Representative
Date: 20/Jan/2018

