



**MONTHLY REPORT OF DISBURSEMENTS**  
For the month of July, 2017

Department: State Universities and Colleges (SUCs)					Agency: Kalinga State University										Operating Unit: N/A													
Organization Code (UACS): 08019000000					Fund Cluster: 01 - Regular Agency Fund										Report Status: SUBMITTED													
PARTICULARS	CURRENT YEAR BUDGET					PRIOR YEAR'S BUDGET										SUB-TOTAL	TRUST LIABILITIES				GRAND TOTAL					REMARKS		
	PS	MOOE	Fin. Exp	CO	TOTAL	PRIOR YEAR'S ACCOUNTS PAYABLE					CURRENT YEAR'S ACCOUNTS PAYABLE						PS	MOOE	CO	TOTAL	PS	MOOE	Fin. Exp	CO	TOTAL			
						PS	MOOE	Fin. Exp	CO	Sub-Total	PS	MOOE	Fin. Exp	CO	Sub-Total												TOTAL	
1	2	3	4	5	6=(2+3+4+5)	7	8	9	10	11=(7+8+9+10)	12	13	14	15	16=(12+13+14+15)	17=(11+16)	18=(8+17)	19	20	21	22=(19+20+21)	23	24	25	26	27=(23+24+25+26)	28	
Notice of Cash Allocation (NCA)	10,078,091.05	2,526,614.68			12,604,705.73												12,604,705.73					10,078,091.05	2,526,614.68			12,604,705.73		
MDS Checkr Issued	502,212.28	1,447,045.49			1,949,257.77												1,949,257.77					502,212.28	1,447,045.49			1,949,257.77		
Advice to Debit Account	9,575,878.77	1,079,569.19			10,655,447.96												10,655,447.96					9,575,878.77	1,079,569.19			10,655,447.96		
Notice of Transfer of Allocation (NTA)																												
MDS Checkr Issued																												
Advice to Debit Account																												
Working Fund (NCA issued to BTR)																												
Tax Remittance Advice Issued (TRA)	1,401,553.13	45,209.12			1,446,762.25												1,446,762.25					1,401,553.13	45,209.12			1,446,762.25		
Cash Disbursement Colling (CDC)																												
Non-Cash Availment Authority (NCAA)																												
Others (CDT, BTR, Docst Stamp, etc.)																												

**Summary**

PARTICULARS	PREVIOUS REPORT	CURRENT MONTH	AS OF DATE
(1)	(2)	(3)	(4)
Total Disbursement Authorities Received			
NCA	92,428,000.00	45,112,627.00	137,540,627.00
Working Fund			
TRA	10,129,654.80	1,446,762.25	11,576,417.05
CDC			
NCAA			
Others (CDT, BTR, Docst Stamp, etc.)			
Less: Notice of Transfer Allocations (NTA)* Issued			
Total Disbursements Authorities Available	102,557,654.80	46,559,389.25	149,117,044.05
Less:			
Lapsed NCA			
Disbursements	99,512,056.75	14,051,467.98	113,563,524.73
Balance of Disbursements Authorities as of to date	3,045,598.05	32,507,921.27	35,553,519.32
Total Disbursements Program	102,557,654.80	46,559,389.25	149,117,044.05
Less: * Actual Disbursements	99,512,056.75	14,051,467.98	113,563,524.73
(Over)/Under spending-	3,045,598.05	32,507,921.27	35,553,519.32

Certified Correct:  
  
Tanding, Arnold  
Agency Chief Accountant  
Date: 30/Aug/2017

Approved By:  
  
Bagtang, Eduardo  
Head of Agency or Authorized Representative  
Date: 30/Aug/2017

**MONTHLY REPORT OF DISBURSEMENTS**  
For the month of August, 2017

Department: State Universities and Colleges (SUCs)						Agency: Kalinga State University						Operating Unit: N/A																	
Organization Code (UACS): 08019000000						Fund Cluster: 01 - Regular Agency Fund						Report Status: SUBMITTED																	
PARTICULARS	CURRENT YEAR BUDGET					PRIOR YEAR'S BUDGET										SUB-TOTAL	TRUST LIABILITIES				GRAND TOTAL					REMARKS			
	PS	MOOE	Fin. Exp	CD	TOTAL	PRIOR YEAR'S ACCOUNTS PAYABLE					CURRENT YEAR'S ACCOUNTS PAYABLE						PS	MOOE	CO	TOTAL	PS	MOOE	Fin. Exp	CO	TOTAL				
						7	8	9	10	11=(7+8+9+10)	12	13	14	15	16=(12+13+14+15)												17=(11+16)	19	20
1	2	3	4	5	6=(2+3+4+5)	7	8	9	10	11=(7+8+9+10)	12	13	14	15	16=(12+13+14+15)	17=(11+16)	18=(8+17)	19	20	21	22=(19+20+21)	23	24	25	26	27=(23+24+25+26)	28		
Notice of Cash Allocation (NCA)	8,503,844.71	1,422,189.60		4,505,044.83	14,431,079.14												14,431,079.14					8,503,844.71	1,422,189.60		4,505,044.83	14,431,079.14			
MDS Checkr Issued	497,273.43	399,109.17		3,062,902.69	3,959,385.29												3,959,385.29					497,273.43	399,109.17		3,062,902.69	3,959,385.29			
Advice to Debit Account	8,006,471.28	1,023,080.43		1,442,142.14	10,471,693.85												10,471,693.85					8,006,471.28	1,023,080.43		1,442,142.14	10,471,693.85			
Notice of Transfer of Allocation (NTA)																													
MDS Checkr Issued																													
Advice to Debit Account																													
Working Fund (NCA issued to BTR)																													
Tax Remittance Advice Issued (TRA)	1,224,780.64	48,845.94		199,187.18	1,472,813.76												1,472,813.76					1,224,780.64	48,845.94		199,187.18	1,472,813.76			
Cash Disbursement Colling (CDC)																													
Non-Cash Availment Authority (NCAA)																													
Others (CDT, BTR, Docx Stamp, etc.)																													

**Summary**

PARTICULARS	PREVIOUS REPORT	CURRENT MONTH	AS OF DATE
(1)	(2)	(3)	(4)
Total Disbursement Authorities Received			
NCA	137,540,627.00	52,561,950.00	190,102,577.00
Working Fund			
TRA	11,576,417.05	1,472,813.76	13,049,230.81
CDC			
NCAA			
Others (CDT, BTR, Docx Stamp, etc.)			
Less: Notice of Transfer Allocations (NTA)* Issued			
Total Disbursements Authorities Available	149,117,044.05	54,034,763.76	203,151,807.81
Less:			
Lapsed NCA			
Disbursements	113,563,524.73	15,903,892.90	129,467,417.63
Balance of Disbursements Authorities as of to date	35,553,519.32	38,130,870.86	73,684,390.18
Total Disbursements Program	149,117,044.05	54,034,763.76	203,151,807.81
Less: * Actual Disbursements	113,563,524.73	15,903,892.90	129,467,417.63
(Over)/Under spending-	35,553,519.32	38,130,870.86	73,684,390.18

Certified Officer:

Tanding, Arnold  
Agency Chief Accountant

Date: 04/Nov/2017

Approved By:

Bagtang, Eduardo  
Head of Agency or Authorized Representative


Date: 04/Nov/2017

**MONTHLY REPORT OF DISBURSEMENTS**  
For the month of September, 2017

Department: State Universities and Colleges (SUCs)										Agency: Kalinga State University										Operating Unit: N/A									
Organization Code (UACS): 080190000000										Fund Cluster: 01 - Regular Agency Fund										Report Status: SUBMITTED									
PARTICULARS	PRIOR YEAR'S BUDGET																SUB-TOTAL	TRUST LIABILITIES				GRAND TOTAL					REMARKS		
	CURRENT YEAR BUDGET					PRIOR YEAR'S ACCOUNTS PAYABLE					CURRENT YEAR'S ACCOUNTS PAYABLE							PS	MOOE	CO	TOTAL	PS	MOOE	Fin. Exp	CO	TOTAL			
	PS	MOOE	Fin. Exp	CO	TOTAL	PS	MOOE	Fin. Exp	CO	Sub-Total	PS	MOOE	Fin. Exp	CO	Sub-Total	TOTAL													
1	2	3	4	5	6=(2+3+4+5)	7	8	9	10	11=(7+8+9+10)	12	13	14	15	16=(12+13+14+15)	17=(11+16)	18=(8+17)	19	20	21	22=(19+20+21)	23	24	25	26	27=(23+24+25+26)	28		
Notice of Cash Allocation (NCA)	9,292,380.98	737,640.83		5,187,370.36	15,217,392.17		3,426,117.99		24,535,549.07	27,961,667.06						27,961,667.06	43,179,659.23					9,292,380.98	4,163,758.82		29,722,919.43	43,179,659.23			
MDS Check Issued	547,516.19	445,389.49		3,908,599.69	4,899,505.37		1,713,058.99		24,535,549.07	26,248,608.07						26,248,608.07	31,148,113.44					547,516.19	2,158,448.49		28,442,148.76	31,148,113.44			
Advice to Debit Account	8,744,864.79	292,251.34		1,280,770.67	10,317,886.80		1,713,058.99										12,030,945.79					8,744,864.79	2,065,210.33		1,280,770.67	12,030,945.79			
Notice of Transfer of Allocation (NTA)																													
MDS Check Issued																													
Advice to Debit Account																													
Working Fund (NCA issued in BTR)																													
Tax Remittance Advice Issued (TRA)	1,271,742.12	244,299.00		1,083,201.10	2,599,242.22												2,599,242.22					1,271,742.12	244,299.00		1,083,201.10	2,599,242.22			
Cash Disbursement Colling (CDC)																													
Non-Cash Availment Authority (NCAA)																													
Others (CDT, BTR, Docs Stamp, etc.)																													

**Summary**

PARTICULARS	PREVIOUS REPORT	CURRENT MONTH	AS OF DATE
(1)	(2)	(3)	(4)
Total Disbursement Authorities Received			
NCA	190,102,557.00	27,873,344.00	217,975,901.00
Working Fund			
TRA	15,049,230.81	2,599,242.22	15,648,473.03
CDC			
NCAA			
Others (CDT, BTR, Docs Stamp, etc.)			
Less: Notice of Transfer Allocations (NTA)* Issued			
Total Disbursements Authorities Available	203,151,787.81	30,472,586.22	233,624,374.03
Less:			
Lapsed NCA			
Disbursements	129,467,417.63	45,778,301.45	175,245,719.08
Balance of Disbursements Authorities as of to date:	73,684,370.18	(15,305,715.23)	58,378,654.95
Total Disbursements Program	203,151,807.81	30,472,586.22	233,624,394.03
Less: * Actual Disbursements	129,467,417.63	45,778,301.45	175,245,719.08
(Over)/Under spending-	73,684,390.18	(15,305,715.23)	58,378,674.95

Certified Correct:  
  
 Tanding, Arnold  
 Agency Chief Accountant  
 Date: 04/Nov/2017

Approved By:  
  
 Bagtang, Eduardo  
 Head of Agency or Authorized Representative  
 Date: 04/Nov/2017