

MONTHLY REPORT OF DISBURSEMENTS
For the month of July 2019

Department : State Universities and Colleges (SUCs)
Agency : Kalinga State University
Operating Unit : <not applicable>
Organization Code: 08 019 0000000
Funding Cluster: 01 - Regular Agency Fund

	Current Year Appropriations
	Supplemental Appropriations
	Continuing Appropriations

PARTICULARS	CURRENT YEAR BUDGET					PRIOR YEAR'S BUDGET											Sub-Total	TRUST LIABILITIES				GRAND TOTAL					REMARKS
	PS	MODE	FinEx	CO	TOTAL	PRIOR YEAR'S ACCOUNTS PAYABLE					CURRENT YEAR'S ACCOUNTS PAYABLE							PS	MODE	CO	TOTAL	PS	MODE	FinEx	CO	TOTAL	
						PS	MODE	FinEx	CO	Sub-Total	PS	MODE	FinEx	CO	Sub-Total	TOTAL											
1	2	3	4	5	6=(2+3+4+5)	7	8	9	10	11=(7+8+9+10)	12	13	14	15	16=(12+13+14+15)	17=(11+16)	18=(6+17)	19	20	21	22=(19+20+21)	23	24	25	26	27=(23+24+25+26)	28
CASH DISBURSEMENTS	11,114,976.05	1,418,891.56	0.00	1,805,434.28	14,339,301.89	0.00	0.00	0.00	2,058,259.35	2,058,259.35	0.00	0.00	0.00	0.00	0.00	2,058,259.35	16,397,561.24	0.00	0.00	0.00	0.00	11,114,976.05	1,418,891.56	0.00	3,863,693.63	16,397,561.24	
Notice of Cash Allocation (NCA)	11,114,976.05	1,418,891.56	0.00	1,805,434.28	14,339,301.89	0.00	0.00	0.00	2,058,259.35	2,058,259.35	0.00	0.00	0.00	0.00	0.00	2,058,259.35	16,397,561.24	0.00	0.00	0.00	0.00	11,114,976.05	1,418,891.56	0.00	3,863,693.63	16,397,561.24	
MDS Checks Issued	1,230,814.47	1,009,623.67	0.00	1,805,434.28	4,045,872.42	0.00	0.00	0.00	2,058,259.35	2,058,259.35	0.00	0.00	0.00	0.00	0.00	2,058,259.35	6,104,131.77	0.00	0.00	0.00	0.00	1,230,814.47	1,009,623.67	0.00	3,863,693.63	6,104,131.77	
Advice to Debit Account	9,884,161.58	409,267.89	0.00	0.00	10,293,429.47	0.00	0.00	0.00	0.00	0.00	0.00	0.00	0.00	0.00	0.00	0.00	10,293,429.47	0.00	0.00	0.00	0.00	9,884,161.58	409,267.89	0.00	0.00	10,293,429.47	
Notice of Transfer of Allocation (NTA)	0.00	0.00	0.00	0.00	0.00	0.00	0.00	0.00	0.00	0.00	0.00	0.00	0.00	0.00	0.00	0.00	0.00	0.00	0.00	0.00	0.00	0.00	0.00	0.00	0.00	0.00	
MDS Checks Issued	0.00	0.00	0.00	0.00	0.00	0.00	0.00	0.00	0.00	0.00	0.00	0.00	0.00	0.00	0.00	0.00	0.00	0.00	0.00	0.00	0.00	0.00	0.00	0.00	0.00	0.00	
Advice to Debit Account	0.00	0.00	0.00	0.00	0.00	0.00	0.00	0.00	0.00	0.00	0.00	0.00	0.00	0.00	0.00	0.00	0.00	0.00	0.00	0.00	0.00	0.00	0.00	0.00	0.00	0.00	
Working Fund for FAF Disbursement Ceiling (CDC)	0.00	0.00	0.00	0.00	0.00	0.00	0.00	0.00	0.00	0.00	0.00	0.00	0.00	0.00	0.00	0.00	0.00	0.00	0.00	0.00	0.00	0.00	0.00	0.00	0.00	0.00	
TOTAL CASH DISBURSEMENTS	11,114,976.05	1,418,891.56	0.00	1,805,434.28	14,339,301.89	0.00	0.00	0.00	2,058,259.35	2,058,259.35	0.00	0.00	0.00	0.00	0.00	2,058,259.35	16,397,561.24	0.00	0.00	0.00	0.00	11,114,976.05	1,418,891.56	0.00	3,863,693.63	16,397,561.24	
NON-CASH DISBURSEMENTS	1,000,801.53	169,407.13	0.00	0.00	1,170,208.66	0.00	0.00	0.00	0.00	0.00	0.00	0.00	0.00	0.00	0.00	0.00	1,170,208.66	0.00	0.00	0.00	0.00	1,000,801.53	169,407.13	0.00	0.00	1,170,208.66	
Advices Issued (TRA)	1,000,801.53	169,407.13	0.00	0.00	1,170,208.66	0.00	0.00	0.00	0.00	0.00	0.00	0.00	0.00	0.00	0.00	0.00	1,170,208.66	0.00	0.00	0.00	0.00	1,000,801.53	169,407.13	0.00	0.00	1,170,208.66	
Non-Cash Availment Authority (NCAA)	0.00	0.00	0.00	0.00	0.00	0.00	0.00	0.00	0.00	0.00	0.00	0.00	0.00	0.00	0.00	0.00	0.00	0.00	0.00	0.00	0.00	0.00	0.00	0.00	0.00	0.00	
Disbursements effected through outright deductions from claims (please specify...)	0.00	0.00	0.00	0.00	0.00	0.00	0.00	0.00	0.00	0.00	0.00	0.00	0.00	0.00	0.00	0.00	0.00	0.00	0.00	0.00	0.00	0.00	0.00	0.00	0.00	0.00	
Overpayment of expenses(e.g. personnel benefits)	0.00	0.00	0.00	0.00	0.00	0.00	0.00	0.00	0.00	0.00	0.00	0.00	0.00	0.00	0.00	0.00	0.00	0.00	0.00	0.00	0.00	0.00	0.00	0.00	0.00	0.00	
Restitution for loss of government property	0.00	0.00	0.00	0.00	0.00	0.00	0.00	0.00	0.00	0.00	0.00	0.00	0.00	0.00	0.00	0.00	0.00	0.00	0.00	0.00	0.00	0.00	0.00	0.00	0.00	0.00	
Liquidated damages and similar claims	0.00	0.00	0.00	0.00	0.00	0.00	0.00	0.00	0.00	0.00	0.00	0.00	0.00	0.00	0.00	0.00	0.00	0.00	0.00	0.00	0.00	0.00	0.00	0.00	0.00	0.00	
Others(TEF, BTr-Documentary StampTax, etc.)	0.00	0.00	0.00	0.00	0.00	0.00	0.00	0.00	0.00	0.00	0.00	0.00	0.00	0.00	0.00	0.00	0.00	0.00	0.00	0.00	0.00	0.00	0.00	0.00	0.00	0.00	
TOTAL NON-CASH DISBURSEMENTS	1,000,801.53	169,407.13	0.00	0.00	1,170,208.66	0.00	0.00	0.00	0.00	0.00	0.00	0.00	0.00	0.00	0.00	0.00	1,170,208.66	0.00	0.00	0.00	0.00	1,000,801.53	169,407.13	0.00	0.00	1,170,208.66	
GRAND TOTAL	12,115,777.58	1,588,298.69	0.00	1,805,434.28	15,509,510.55	0.00	0.00	0.00	2,058,259.35	2,058,259.35	0.00	0.00	0.00	0.00	0.00	2,058,259.35	17,567,769.90	0.00	0.00	0.00	0.00	12,115,777.58	1,588,298.69	0.00	3,863,693.63	17,567,769.90	

MONTHLY REPORT OF DISBURSEMENTS
For the month of July 2019

	Current Year Appropriations
	Supplemental Appropriations
	Continuing Appropriations


Department : State Universities and Colleges (SUCs)
 Agency : Kalinga State University
 Operating Unit : <not applicable>
 Organization Code: 08 019 0000000
 Funding Cluster: 01 - Regular Agency Fund

Summary	PARTICULARS			AS OF DATE
	(1)	(2)	(3)	
Total Disbursement Authorities Received		0.00	0.00	0.00
NCA		106,179,550.00	21,844,000.00	128,023,550.00
NTA		0.00	0.00	0.00
Working Fund		0.00	0.00	0.00
TRA		6,146,523.08	1,170,208.66	7,316,731.74
CDC		0.00	0.00	0.00
NCAA		0.00	0.00	0.00
Less: Notice of Transfer Allocations (NTA)* issued		0.00	0.00	0.00
Total Disbursements Authorities Available		112,326,073.08	23,014,208.66	135,340,281.74
Less		0.00	0.00	0.00
Lapsed NCA Disbursements		0.00	0.00	0.00
Disbursements		112,315,526.93	17,567,769.90	129,883,296.83
Less: Other Non-Cash Disbursements		0.00	0.00	0.00
Disbursements effected through outright deductions from claims		0.00	0.00	0.00
Overpayment of expenses(e.g. personnel benefits)		0.00	0.00	0.00
Restitution for loss of government property		0.00	0.00	0.00
Liquidated damages and similar claims		0.00	0.00	0.00
Others (e.g. TEF, BTr, Docs Stamp, etc.)		0.00	0.00	0.00
Add/Less: Adjustments (e.g. cancelled/staled checks)		0.00	0.00	0.00
Balance of Disbursement Authorities as at date		0.00	0.00	0.00
Total Disbursements Program		112,326,073.08	23,014,208.66	135,340,281.74
Less: * Actual Disbursements		112,315,526.93	17,567,769.90	129,883,296.83
(Over)/Under spending~		10,546.15	5,446,438.76	5,456,984.91

Notes: * The use of NTA is discouraged
 Notes: ** Amounts should tally with the grand total disbursemnt (column 27).

Certified Correct

ARNOLD A. TANDING, CPA, MBA
 Agency Chief Accountant
 Date: 14-Oct-2019

Approved By:

 EDUARDO T. BAGTANG, CPA, DBM
 Agency Head or Authorized Representative
 Date: 14-Oct-2019

This report was generated using the Unified Reporting System on 14/10/2019 03:10 version.FAR4.1.1

MONTHLY REPORT OF DISBURSEMENTS
For the month of August 2019

Department : State Universities and Colleges (SUCs)
Agency : Kalinga State University
Operating Unit : <not applicable>
Organization Code: 08 019 0000000
Funding Cluster: 01 - Regular Agency Fund

	Current Year Appropriations
	Supplemental Appropriations
	Continuing Appropriations

PARTICULARS	CURRENT YEAR BUDGET					PRIOR YEAR'S BUDGET											Sub-Total	TRUST LIABILITIES				GRAND TOTAL					REMARKS
	PS	MODE	FinEx	CO	TOTAL	PRIOR YEAR'S ACCOUNTS PAYABLE					CURRENT YEAR'S ACCOUNTS PAYABLE							PS	MODE	CO	TOTAL	PS	MODE	FinEx	CO	TOTAL	
						PS	MODE	FinEx	CO	Sub-Total	PS	MODE	FinEx	CO	Sub-Total	TOTAL											
1	2	3	4	5	6=(2+3+4+5)	7	8	9	10	11=(7+8+9+10)	12	13	14	15	16=(12+13+14+15)	17=(11+16)	18=(6+17)	19	20	21	22=(19+20+21)	23	24	25	26	27=(23+24+25+26)	28
CASH DISBURSEMENTS	11,513,900.72	1,843,485.38	0.00	4,366,577.90	17,723,964.00	0.00	0.00	0.00	1,854,990.26	1,854,990.26	0.00	0.00	0.00	0.00	0.00	1,854,990.26	19,578,954.26	0.00	0.00	0.00	0.00	11,513,900.72	1,843,485.38	0.00	4,366,577.90	19,578,954.26	
Notice of Cash Allocation (NCA)	11,513,900.72	1,843,485.38	0.00	4,366,577.90	17,723,964.00	0.00	0.00	0.00	1,854,990.26	1,854,990.26	0.00	0.00	0.00	0.00	0.00	1,854,990.26	19,578,954.26	0.00	0.00	0.00	0.00	11,513,900.72	1,843,485.38	0.00	4,366,577.90	19,578,954.26	
MDS Checks Issued	1,273,824.32	475,672.78	0.00	4,366,577.90	6,116,075.00	0.00	0.00	0.00	353,681.32	353,681.32	0.00	0.00	0.00	0.00	0.00	353,681.32	6,469,756.32	0.00	0.00	0.00	0.00	1,273,824.32	475,672.78	0.00	4,720,259.22	6,469,756.32	
Advice to Debit Account	10,240,076.40	1,367,812.60	0.00	0.00	11,607,889.00	0.00	0.00	0.00	1,501,308.94	1,501,308.94	0.00	0.00	0.00	0.00	0.00	1,501,308.94	13,109,197.94	0.00	0.00	0.00	0.00	10,240,076.40	1,367,812.60	0.00	1,501,308.94	13,109,197.94	
Notice of Transfer of Allocation (NTA)	0.00	0.00	0.00	0.00	0.00	0.00	0.00	0.00	0.00	0.00	0.00	0.00	0.00	0.00	0.00	0.00	0.00	0.00	0.00	0.00	0.00	0.00	0.00	0.00	0.00	0.00	0.00
MDS Checks Issued	0.00	0.00	0.00	0.00	0.00	0.00	0.00	0.00	0.00	0.00	0.00	0.00	0.00	0.00	0.00	0.00	0.00	0.00	0.00	0.00	0.00	0.00	0.00	0.00	0.00	0.00	0.00
Advice to Debit Account	0.00	0.00	0.00	0.00	0.00	0.00	0.00	0.00	0.00	0.00	0.00	0.00	0.00	0.00	0.00	0.00	0.00	0.00	0.00	0.00	0.00	0.00	0.00	0.00	0.00	0.00	0.00
Working Fund for FAF	0.00	0.00	0.00	0.00	0.00	0.00	0.00	0.00	0.00	0.00	0.00	0.00	0.00	0.00	0.00	0.00	0.00	0.00	0.00	0.00	0.00	0.00	0.00	0.00	0.00	0.00	0.00
Disbursement Ceiling (CDC)	0.00	0.00	0.00	0.00	0.00	0.00	0.00	0.00	0.00	0.00	0.00	0.00	0.00	0.00	0.00	0.00	0.00	0.00	0.00	0.00	0.00	0.00	0.00	0.00	0.00	0.00	0.00
TOTAL CASH DISBURSEMENTS	11,513,900.72	1,843,485.38	0.00	4,366,577.90	17,723,964.00	0.00	0.00	0.00	1,854,990.26	1,854,990.26	0.00	0.00	0.00	0.00	0.00	1,854,990.26	19,578,954.26	0.00	0.00	0.00	0.00	11,513,900.72	1,843,485.38	0.00	4,366,577.90	19,578,954.26	
NON-CASH DISBURSEMENTS	992,503.32	39,680.13	0.00	0.00	1,032,183.45	0.00	0.00	0.00	0.00	0.00	0.00	0.00	0.00	0.00	0.00	0.00	1,032,183.45	0.00	0.00	0.00	0.00	992,503.32	39,680.13	0.00	0.00	1,032,183.45	
Advices Issued (TRA)	992,503.32	39,680.13	0.00	0.00	1,032,183.45	0.00	0.00	0.00	0.00	0.00	0.00	0.00	0.00	0.00	0.00	0.00	1,032,183.45	0.00	0.00	0.00	0.00	992,503.32	39,680.13	0.00	0.00	1,032,183.45	
Non-Cash Availment Authority (NCAA)	0.00	0.00	0.00	0.00	0.00	0.00	0.00	0.00	0.00	0.00	0.00	0.00	0.00	0.00	0.00	0.00	0.00	0.00	0.00	0.00	0.00	0.00	0.00	0.00	0.00	0.00	0.00
Disbursements effected through outright deductions from claims (please specify...)	0.00	0.00	0.00	0.00	0.00	0.00	0.00	0.00	0.00	0.00	0.00	0.00	0.00	0.00	0.00	0.00	0.00	0.00	0.00	0.00	0.00	0.00	0.00	0.00	0.00	0.00	0.00
Overpayment of expenses(e.g. personnel benefits)	0.00	0.00	0.00	0.00	0.00	0.00	0.00	0.00	0.00	0.00	0.00	0.00	0.00	0.00	0.00	0.00	0.00	0.00	0.00	0.00	0.00	0.00	0.00	0.00	0.00	0.00	0.00
Restitution for loss of government property	0.00	0.00	0.00	0.00	0.00	0.00	0.00	0.00	0.00	0.00	0.00	0.00	0.00	0.00	0.00	0.00	0.00	0.00	0.00	0.00	0.00	0.00	0.00	0.00	0.00	0.00	0.00
Liquidated damages and similar claims	0.00	0.00	0.00	0.00	0.00	0.00	0.00	0.00	0.00	0.00	0.00	0.00	0.00	0.00	0.00	0.00	0.00	0.00	0.00	0.00	0.00	0.00	0.00	0.00	0.00	0.00	0.00
Others(TEF, BTr-Documentary StampTax, etc.)	0.00	0.00	0.00	0.00	0.00	0.00	0.00	0.00	0.00	0.00	0.00	0.00	0.00	0.00	0.00	0.00	0.00	0.00	0.00	0.00	0.00	0.00	0.00	0.00	0.00	0.00	0.00
TOTAL NON-CASH DISBURSEMENTS	992,503.32	39,680.13	0.00	0.00	1,032,183.45	0.00	0.00	0.00	0.00	0.00	0.00	0.00	0.00	0.00	0.00	0.00	1,032,183.45	0.00	0.00	0.00	0.00	992,503.32	39,680.13	0.00	0.00	1,032,183.45	
GRAND TOTAL	12,506,404.04	1,883,165.51	0.00	4,366,577.90	18,756,147.45	0.00	0.00	0.00	1,854,990.26	1,854,990.26	0.00	0.00	0.00	0.00	0.00	1,854,990.26	20,611,137.71	0.00	0.00	0.00	0.00	12,506,404.04	1,883,165.51	0.00	4,366,577.90	20,611,137.71	

MONTHLY REPORT OF DISBURSEMENTS
For the month of August 2019

Department : State Universities and Colleges (SUCs)
 Agency : Kalinga State University
 Operating Unit : <not applicable>
 Organization Code: 08 019 0000000
 Funding Cluster: 01 - Regular Agency Fund
 Summary


	Current Year Appropriations
	Supplemental Appropriations
	Continuing Appropriations

PARTICULARS	PREVIOUS REPORT CURRENT MONTH		AS OF DATE	
	(1)	(2)	(3)	(4)
Total Disbursement Authorities Received		0.00	0.00	0.00
NCA		128,023,550.00	18,290,000.00	146,313,550.00
NTA		0.00	0.00	0.00
Working Fund		0.00	0.00	0.00
TRA		7,316,731.74	1,032,183.45	8,348,915.19
CDC		0.00	0.00	0.00
NCAA		0.00	0.00	0.00
Less: Notice of Transfer Allocations (NTA)* issued		0.00	0.00	0.00
Total Disbursements Authorities Available		135,340,281.74	19,322,183.45	154,662,465.19
Less		0.00	0.00	0.00
Lapsed NCA		0.00	0.00	0.00
Disbursements		129,883,296.83	20,611,137.71	150,494,434.54
Less: Other Non-Cash Disbursements		0.00	0.00	0.00
Disbursements effected through outright deductions from claims		0.00	0.00	0.00
Overpayment of expenses(e.g. personnel benefits)		0.00	0.00	0.00
Restitution for loss of government property		0.00	0.00	0.00
Liquidated damages and similar claims		0.00	0.00	0.00
Others (e.g. TEF, BTr, Docs Stamp, etc.)		0.00	0.00	0.00
Add/Less: Adjustments (e.g. cancelled/staled checks)		0.00	0.00	0.00
Balance of Disbursement Authorities as at date		0.00	0.00	0.00
Total Disbursements Program		135,340,281.74	19,322,183.45	154,662,465.19
Less: * Actual Disbursements		129,883,296.83	20,611,137.71	150,494,434.54
(Over)/Under spending~		5,456,984.91	-1,288,954.26	4,168,030.65

Notes: * The use of NTA is discouraged
 Notes: ** Amounts should tally with the grand total disbursemnt (column 27).

Certified Correct:

ARNOLD A. TANDING, CPA, MBA
 Agency Chief Accountant
 Date: 14-Oct-2019

Approved By:

 EDUARDO T. BASTANG, CPA, DBM
 Agency Head or Authorized Representative
 Date: 14-Oct-2019

This report was generated using the Unified Reporting System on 14/10/2019 03:10 version.FAR4.1.1

MONTHLY REPORT OF DISBURSEMENTS
For the month of September 2019

Department : State Universities and Colleges (SUCs)
Agency : Kalinga State University
Operating Unit : <not applicable>
Organization Code: 08 019 000000
Funding Cluster: 01 - Regular Agency Fund

Current Year Appropriations
 Supplemental Appropriations
 Continuing Appropriations

PARTICULARS	CURRENT YEAR BUDGET					PRIOR YEAR'S BUDGET											Sub-Total	TRUST LIABILITIES				GRAND TOTAL					REMARKS	
	PS	MOOE	FinEx	CO	TOTAL	PRIOR YEAR'S ACCOUNTS PAYABLE					CURRENT YEAR'S ACCOUNTS PAYABLE							PS	MOOE	CO	TOTAL	PS	MOOE	FinEx	CO	TOTAL		
						PS	MOOE	FinEx	CO	Sub-Total	PS	MOOE	FinEx	CO	Sub-Total	TOTAL												
1	2	3	4	5	6=(2+3+4+5)	7	8	9	10	11=(7+8+9+10)	12	13	14	15	16=(12+13+14+15)	17=(11+16)	18=(6+17)	19	20	21	22=(19+20+21)	23	24	25	26	27=(23+24+25+26)	28	
CASH DISBURSEMENTS	11,487,835.72	3,743,645.40	0.00	3,515,546.29	18,747,027.41	0.00	0.00	0.00	4,774,258.48	4,774,258.48	0.00	0.00	0.00	0.00	0.00	4,774,258.48	23,521,285.89	0.00	0.00	0.00	0.00	11,487,835.72	3,743,645.40	0.00	8,289,804.77	23,521,285.89		
Notice of Cash Allocation (NCA)	11,487,835.72	3,743,645.40	0.00	3,515,546.29	18,747,027.41	0.00	0.00	0.00	4,774,258.48	4,774,258.48	0.00	0.00	0.00	0.00	0.00	4,774,258.48	23,521,285.89	0.00	0.00	0.00	0.00	11,487,835.72	3,743,645.40	0.00	8,289,804.77	23,521,285.89		
MDS Checks Issued Advice to Debit Account	1,398,520.10	2,374,066.40	0.00	1,409,385.10	5,181,971.60	0.00	0.00	0.00	1,054,340.00	1,054,340.00	0.00	0.00	0.00	0.00	0.00	1,054,340.00	6,236,311.60	0.00	0.00	0.00	0.00	1,398,520.10	2,374,066.40	0.00	2,463,725.10	6,236,311.60		
Notice of Transfer of Allocation (NTA)	0.00	0.00	0.00	0.00	0.00	0.00	0.00	0.00	0.00	0.00	0.00	0.00	0.00	0.00	0.00	0.00	0.00	0.00	0.00	0.00	0.00	0.00	0.00	0.00	0.00	0.00	0.00	
MDS Checks Issued Advice to Debit Account	0.00	0.00	0.00	0.00	0.00	0.00	0.00	0.00	0.00	0.00	0.00	0.00	0.00	0.00	0.00	0.00	0.00	0.00	0.00	0.00	0.00	0.00	0.00	0.00	0.00	0.00	0.00	
Working Fund for FAF	0.00	0.00	0.00	0.00	0.00	0.00	0.00	0.00	0.00	0.00	0.00	0.00	0.00	0.00	0.00	0.00	0.00	0.00	0.00	0.00	0.00	0.00	0.00	0.00	0.00	0.00	0.00	
Cash Disbursement Ceiling (CDC)	0.00	0.00	0.00	0.00	0.00	0.00	0.00	0.00	0.00	0.00	0.00	0.00	0.00	0.00	0.00	0.00	0.00	0.00	0.00	0.00	0.00	0.00	0.00	0.00	0.00	0.00	0.00	
TOTAL CASH DISBURSEMENTS	11,487,835.72	3,743,645.40	0.00	3,515,546.29	18,747,027.41	0.00	0.00	0.00	4,774,258.48	4,774,258.48	0.00	0.00	0.00	0.00	0.00	4,774,258.48	23,521,285.89	0.00	0.00	0.00	0.00	11,487,835.72	3,743,645.40	0.00	8,289,804.77	23,521,285.89		
NON-CASH DISBURSEMENTS	953,209.63	161,580.91	0.00	936,563.71	2,051,354.25	0.00	0.00	0.00	0.00	0.00	0.00	0.00	0.00	0.00	0.00	0.00	2,051,354.25	0.00	0.00	0.00	0.00	953,209.63	161,580.91	0.00	936,563.71	2,051,354.25		
Tax Remittance Advices Issued (TRA)	953,209.63	161,580.91	0.00	936,563.71	2,051,354.25	0.00	0.00	0.00	0.00	0.00	0.00	0.00	0.00	0.00	0.00	0.00	2,051,354.25	0.00	0.00	0.00	0.00	953,209.63	161,580.91	0.00	936,563.71	2,051,354.25		
Non-Cash Availment Authority (NCAA)	0.00	0.00	0.00	0.00	0.00	0.00	0.00	0.00	0.00	0.00	0.00	0.00	0.00	0.00	0.00	0.00	0.00	0.00	0.00	0.00	0.00	0.00	0.00	0.00	0.00	0.00	0.00	
Disbursements effected through outright deductions from claims (please specify...)	0.00	0.00	0.00	0.00	0.00	0.00	0.00	0.00	0.00	0.00	0.00	0.00	0.00	0.00	0.00	0.00	0.00	0.00	0.00	0.00	0.00	0.00	0.00	0.00	0.00	0.00	0.00	
Overpayment of expenses(e.g. personnel benefits)	0.00	0.00	0.00	0.00	0.00	0.00	0.00	0.00	0.00	0.00	0.00	0.00	0.00	0.00	0.00	0.00	0.00	0.00	0.00	0.00	0.00	0.00	0.00	0.00	0.00	0.00	0.00	
Restitution for loss of government property	0.00	0.00	0.00	0.00	0.00	0.00	0.00	0.00	0.00	0.00	0.00	0.00	0.00	0.00	0.00	0.00	0.00	0.00	0.00	0.00	0.00	0.00	0.00	0.00	0.00	0.00	0.00	
Liquidated damages and similar claims	0.00	0.00	0.00	0.00	0.00	0.00	0.00	0.00	0.00	0.00	0.00	0.00	0.00	0.00	0.00	0.00	0.00	0.00	0.00	0.00	0.00	0.00	0.00	0.00	0.00	0.00	0.00	
Others(TEF, BTr-Documentary StampTax, etc.)	0.00	0.00	0.00	0.00	0.00	0.00	0.00	0.00	0.00	0.00	0.00	0.00	0.00	0.00	0.00	0.00	0.00	0.00	0.00	0.00	0.00	0.00	0.00	0.00	0.00	0.00	0.00	
TOTAL NON-CASH DISBURSEMENTS	953,209.63	161,580.91	0.00	936,563.71	2,051,354.25	0.00	0.00	0.00	0.00	0.00	0.00	0.00	0.00	0.00	0.00	0.00	2,051,354.25	0.00	0.00	0.00	0.00	953,209.63	161,580.91	0.00	936,563.71	2,051,354.25		
GRAND TOTAL	12,441,045.35	3,905,226.31	0.00	4,452,110.00	20,798,381.66	0.00	0.00	0.00	4,774,258.48	4,774,258.48	0.00	0.00	0.00	0.00	0.00	4,774,258.48	25,572,640.14	0.00	0.00	0.00	0.00	12,441,045.35	3,905,226.31	0.00	9,226,368.48	25,572,640.14		

MONTHLY REPORT OF DISBURSEMENTS
For the month of September 2019

Department : State Universities and Colleges (SUCs)
 Agency : Kalinga State University
 Operating Unit : <not applicable>
 Organization Code: 08 019 0000000
 Funding Cluster: 01 - Regular Agency Fund

Current Year Appropriations
 Supplemental Appropriations
 Continuing Appropriations


Summary

PARTICULARS	PREVIOUS REPORT CURRENT MONTH		AS OF DATE
	(1)	(2)	(3)
Total Disbursement Authorities Received		0.00	0.00
NCA	146,313,550.00	22,033,000.00	168,346,550.00
NTA	0.00	0.00	0.00
Working Fund	0.00	0.00	0.00
TRA	8,348,915.19	2,051,354.25	10,400,269.44
CDC	0.00	0.00	0.00
NCAA	0.00	0.00	0.00
Less: Notice of Transfer Allocations (NTA)* issued	0.00	0.00	0.00
Total Disbursements Authorities Available	154,662,465.19	24,084,354.25	178,746,819.44
Less	0.00	0.00	0.00
Lapsed NCA Disbursements	150,494,434.54	25,572,640.14	176,067,074.68
Less: Other Non-Cash Disbursements	0.00	0.00	0.00
Disbursements effected through outright deductions from claims	0.00	0.00	0.00
Overpayment of expenses (e.g. personnel benefits)	0.00	0.00	0.00
Restitution for loss of government property	0.00	0.00	0.00
Liquidated damages and similar claims	0.00	0.00	0.00
Others (e.g. TEF, BTr, Docs Stamp, etc.)	0.00	0.00	0.00
Add/Less: Adjustments (e.g. cancelled/staled checks)	0.00	0.00	0.00
Balance of Disbursement Authorities as at date	0.00	0.00	0.00
Total Disbursements Program	154,662,465.19	24,084,354.25	178,746,819.44
Less: * Actual Disbursements	150,494,434.54	25,572,640.14	176,067,074.68
(Over)/Under spending-	4,168,030.65	-1,488,285.89	2,679,744.76

Notes: * The use of NTA is discouraged
 Notes: ** Amounts should tally with the grand total disbursemnt (column 27).

Certified Correct

 ARNOLD A. TANDING, CPA, MBA
 Agency Chief Accountant
 Date: 14-Oct-2019

Approved By:

 EDUARDO T. BAGTANG, CPA, DBM
 Agency Head or Authorized Representative
 Date: 14-Oct-2019

This report was generated using the Unified Reporting System on 14/10/2019 03:10 version.FAR4.1.1