

MONTHLY REPORT OF DISBURSEMENTS
For the month of October 2019

Department : State Universities and Colleges (SUCs)
Agency : Kalinga State University
Operating Unit : <not applicable>
Organization Code: 08 019 0000000
Funding Cluster: 01 - Regular Agency Fund

PARTICULARS	CURRENT YEAR BUDGET					PRIOR YEAR'S BUDGET											Sub-Total	TRUST LIABILITIES				GRAND TOTAL					REMARKS	
	PS	MODE	FinEx	CO	TOTAL	PRIOR YEAR'S ACCOUNTS PAYABLE					CURRENT YEAR'S ACCOUNTS PAYABLE							PS	MODE	CO	TOTAL	PS	MODE	FinEx	CO	TOTAL		
						PS	MODE	FinEx	CO	Sub-Total	PS	MODE	FinEx	CO	Sub-Total	TOTAL												
1	2	3	4	5	6=(2+3+4+5)	7	8	9	10	11=(7+8+9+10)	12	13	14	15	16=(12+13+14+15)	17=(11+16)	18=(6+17)	19	20	21	22=(19+20+21)	23	24	25	26	27=(23+24+25+26)	28	
CASH DISBURSEMENTS	10,832,292.84	2,444,623.13	0.00	0.00	13,276,915.97	0.00	2,560.00	0.00	0.00	2,560.00	0.00	0.00	0.00	0.00	0.00	2,560.00	13,279,475.97	0.00	0.00	0.00	0.00	10,832,292.84	2,447,183.13	0.00	0.00	13,279,475.97		
Notice of Cash Allocation (NCA)	10,832,292.84	2,444,623.13	0.00	0.00	13,276,915.97	0.00	2,560.00	0.00	0.00	2,560.00	0.00	0.00	0.00	0.00	0.00	2,560.00	13,279,475.97	0.00	0.00	0.00	0.00	10,832,292.84	2,447,183.13	0.00	0.00	13,279,475.97		
MDS Checks Issued	1,357,670.62	428,310.75	0.00	0.00	1,785,981.37	0.00	0.00	0.00	0.00	0.00	0.00	0.00	0.00	0.00	0.00	0.00	1,785,981.37	0.00	0.00	0.00	0.00	1,357,670.62	428,310.75	0.00	0.00	1,785,981.37		
Advice to Debit Account	9,474,622.22	2,016,312.38	0.00	0.00	11,490,934.60	0.00	2,560.00	0.00	0.00	2,560.00	0.00	0.00	0.00	0.00	0.00	2,560.00	11,493,494.60	0.00	0.00	0.00	0.00	9,474,622.22	2,018,872.38	0.00	0.00	11,493,494.60		
Notice of Transfer of Allocation (NTA)	0.00	0.00	0.00	0.00	0.00	0.00	0.00	0.00	0.00	0.00	0.00	0.00	0.00	0.00	0.00	0.00	0.00	0.00	0.00	0.00	0.00	0.00	0.00	0.00	0.00	0.00	0.00	
MDS Checks Issued	0.00	0.00	0.00	0.00	0.00	0.00	0.00	0.00	0.00	0.00	0.00	0.00	0.00	0.00	0.00	0.00	0.00	0.00	0.00	0.00	0.00	0.00	0.00	0.00	0.00	0.00	0.00	
Advice to Debit Account	0.00	0.00	0.00	0.00	0.00	0.00	0.00	0.00	0.00	0.00	0.00	0.00	0.00	0.00	0.00	0.00	0.00	0.00	0.00	0.00	0.00	0.00	0.00	0.00	0.00	0.00	0.00	
Working Fund for FAPs	0.00	0.00	0.00	0.00	0.00	0.00	0.00	0.00	0.00	0.00	0.00	0.00	0.00	0.00	0.00	0.00	0.00	0.00	0.00	0.00	0.00	0.00	0.00	0.00	0.00	0.00	0.00	
Cash Disbursement Ceiling (CDC)	0.00	0.00	0.00	0.00	0.00	0.00	0.00	0.00	0.00	0.00	0.00	0.00	0.00	0.00	0.00	0.00	0.00	0.00	0.00	0.00	0.00	0.00	0.00	0.00	0.00	0.00	0.00	
TOTAL CASH DISBURSEMENTS	10,832,292.84	2,444,623.13	0.00	0.00	13,276,915.97	0.00	2,560.00	0.00	0.00	2,560.00	0.00	0.00	0.00	0.00	0.00	2,560.00	13,279,475.97	0.00	0.00	0.00	0.00	10,832,292.84	2,447,183.13	0.00	0.00	13,279,475.97		
NON-CASH DISBURSEMENTS	892,587.55	66,616.99	0.00	0.00	959,204.54	0.00	0.00	0.00	0.00	0.00	0.00	0.00	0.00	0.00	0.00	0.00	959,204.54	0.00	0.00	0.00	0.00	892,587.55	66,616.99	0.00	0.00	959,204.54		
Tax Remittance Advices Issued (TRA)	892,587.55	66,616.99	0.00	0.00	959,204.54	0.00	0.00	0.00	0.00	0.00	0.00	0.00	0.00	0.00	0.00	0.00	959,204.54	0.00	0.00	0.00	0.00	892,587.55	66,616.99	0.00	0.00	959,204.54		
Non-Cash Availment Authority (NCAA)	0.00	0.00	0.00	0.00	0.00	0.00	0.00	0.00	0.00	0.00	0.00	0.00	0.00	0.00	0.00	0.00	0.00	0.00	0.00	0.00	0.00	0.00	0.00	0.00	0.00	0.00	0.00	
Disbursements effected through outright deductions from claims (please specify...)	0.00	0.00	0.00	0.00	0.00	0.00	0.00	0.00	0.00	0.00	0.00	0.00	0.00	0.00	0.00	0.00	0.00	0.00	0.00	0.00	0.00	0.00	0.00	0.00	0.00	0.00	0.00	
Overpayment of expenses(e.g. personnel benefits)	0.00	0.00	0.00	0.00	0.00	0.00	0.00	0.00	0.00	0.00	0.00	0.00	0.00	0.00	0.00	0.00	0.00	0.00	0.00	0.00	0.00	0.00	0.00	0.00	0.00	0.00	0.00	
Restitution for loss of government property	0.00	0.00	0.00	0.00	0.00	0.00	0.00	0.00	0.00	0.00	0.00	0.00	0.00	0.00	0.00	0.00	0.00	0.00	0.00	0.00	0.00	0.00	0.00	0.00	0.00	0.00	0.00	
Liquidated damages and similar claims	0.00	0.00	0.00	0.00	0.00	0.00	0.00	0.00	0.00	0.00	0.00	0.00	0.00	0.00	0.00	0.00	0.00	0.00	0.00	0.00	0.00	0.00	0.00	0.00	0.00	0.00	0.00	
Others(TEF, BTr-Documentary StampTax, etc.)	0.00	0.00	0.00	0.00	0.00	0.00	0.00	0.00	0.00	0.00	0.00	0.00	0.00	0.00	0.00	0.00	0.00	0.00	0.00	0.00	0.00	0.00	0.00	0.00	0.00	0.00	0.00	

MONTHLY REPORT OF DISBURSEMENTS
For the month of October 2019

Department : State Universities and Colleges (SUCs)
 Agency : Kalinga State University
 Operating Unit : <not applicable>
 Organization Code: 08 019 0000000
 Funding Cluster: 01 - Regular Agency Fund

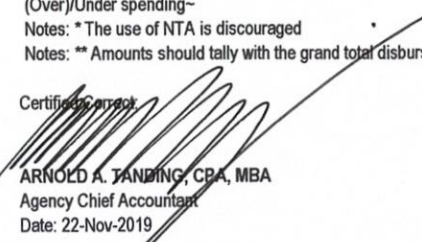
PARTICULARS	CURRENT YEAR BUDGET					PRIOR YEAR'S BUDGET											Sub-Total	TRUST LIABILITIES				GRAND TOTAL					REMARKS
	PS	MODE	FinEx	CO	TOTAL	PRIOR YEAR'S ACCOUNTS PAYABLE					CURRENT YEAR'S ACCOUNTS PAYABLE							PS	MODE	CO	TOTAL	PS	MODE	FinEx	CO	TOTAL	
						PS	MODE	FinEx	CO	Sub-Total	PS	MODE	FinEx	CO	Sub-Total	TOTAL											
1	2	3	4	5	6=(2+3+4+5)	7	8	9	10	11=(7+8+9+10)	12	13	14	15	16=(12+13+14+15)	17=(11+16)	18=(6+17)	19	20	21	22=(19+20+21)	23	24	25	26	27=(23+24+25+26)	28
TOTAL NON-CASH DISBURSEMENTS	892,587.55	66,616.99	0.00	0.00	959,204.54	0.00	0.00	0.00	0.00	0.00	0.00	0.00	0.00	0.00	0.00	0.00	959,204.54	0.00	0.00	0.00	0.00	892,587.55	66,616.99	0.00	0.00	959,204.54	
GRAND TOTAL	11,724,880.39	2,511,240.12	0.00	0.00	14,236,120.51	0.00	2,560.00	0.00	0.00	2,560.00	0.00	0.00	0.00	0.00	0.00	2,560.00	14,238,680.51	0.00	0.00	0.00	0.00	11,724,880.39	2,513,800.12	0.00	0.00	14,238,680.51	

Summary


PARTICULARS	PREVIOUS REPORT	CURRENT MONTH	AS OF DATE
(1)	(2)	(3)	(4)
Total Disbursement Authorities Received	178,746,819.44	27,237,204.54	205,984,023.98
NCA	168,346,550.00	26,278,000.00	194,624,550.00
NTA	0.00	0.00	0.00
Working Fund	0.00	0.00	0.00
TRA	10,400,269.44	959,204.54	11,359,473.98
CDC	0.00	0.00	0.00
NCAA	0.00	0.00	0.00
Less: Notice of Transfer Allocations (NTA)* issued	0.00	0.00	0.00
Total Disbursements Authorities Available	178,746,819.44	27,237,204.54	205,984,023.98
Less	0.00	0.00	0.00
Lapsed NCA Disbursements	176,067,074.68	14,238,680.51	190,305,755.19
Less: Other Non-Cash Disbursements	0.00	0.00	0.00
Disbursements effected through outright deductions from claim	0.00	0.00	0.00
Overpayment of expenses(e.g. personnel benefits)	0.00	0.00	0.00
Restitution for loss of government property	0.00	0.00	0.00
Liquidated damages and similar claims	0.00	0.00	0.00
Others (e.g. TEF, BTr, Docs Stamp, etc.)	0.00	0.00	0.00
Add/Less: Adjustments (e.g. cancelled/staled checks)	0.00	0.00	0.00
Balance of Disbursement Authorities as at date	2,679,744.76	12,998,524.03	15,678,268.79
Total Disbursements Program	178,746,819.44	27,237,204.54	205,984,023.98
Less: * Actual Disbursements	176,067,074.68	14,238,680.51	190,305,755.19
(Over)/Under spending~	2,679,819.44	12,998,524.03	15,678,343.47

Notes: * The use of NTA is discouraged
 Notes: ** Amounts should tally with the grand total disbursement (column 27).


Certification:


 ARNOLD A. TANDING, CPA, MBA
 Agency Chief Accountant
 Date: 22-Nov-2019

Recommending Approval:


 DANILO T. BUEN, MBA
 Director, FMS
 Date: 22-Nov-2019

Approved By:


 EDUARDO T. BAGTANG, CPA, DBM
 Agency Head or Authorized Representative
 Date: 22-Nov-2019

MONTHLY REPORT OF DISBURSEMENTS
For the month of November 2019

Department : State Universities and Colleges (SUCs)
Agency : Kalinga State University
Operating Unit : <not applicable>
Organization Code: 08 019 0000000
Funding Cluster: 01 - Regular Agency Fund

PARTICULARS	CURRENT YEAR BUDGET					PRIOR YEAR'S BUDGET											Sub-Total	TRUST LIABILITIES				GRAND TOTAL					REMARKS	
	PS	MODE	FinEx	CD	TOTAL	PRIOR YEAR'S ACCOUNTS PAYABLE					CURRENT YEAR'S ACCOUNTS PAYABLE							PS	MODE	CD	TOTAL	PS	MODE	FinEx	CD	TOTAL		
						PS	MODE	FinEx	CD	Sub-Total	PS	MODE	FinEx	CD	Sub-Total	TOTAL												
1	2	3	4	5	6=(2+3+4+5)	7	8	9	10	11=(7+8+9+10)	12	13	14	15	16=(12+13+14+15)	17=(11+16)	18=(6+17)	19	20	21	22=(19+20+21)	23	24	25	26	27=(23+24+25+26)	28	
CASH DISBURSEMENTS	19,962,159.73	3,468,689.35	0.00	0.00	23,430,849.08	0.00	0.00	0.00	676,329.43	676,329.43	0.00	0.00	0.00	0.00	0.00	676,329.43	24,107,178.51	0.00	0.00	0.00	0.00	19,962,159.73	3,468,689.35	0.00	676,329.43	24,107,178.51		
Notice of Cash Allocation (NCA)	19,962,159.73	3,468,689.35	0.00	0.00	23,430,849.08	0.00	0.00	0.00	676,329.43	676,329.43	0.00	0.00	0.00	0.00	0.00	676,329.43	24,107,178.51	0.00	0.00	0.00	0.00	19,962,159.73	3,468,689.35	0.00	676,329.43	24,107,178.51		
MDS Checks Issued	261,248.88	1,473,782.82	0.00	0.00	1,735,031.70	0.00	0.00	0.00	640,817.34	640,817.34	0.00	0.00	0.00	0.00	0.00	640,817.34	2,375,849.04	0.00	0.00	0.00	0.00	261,248.88	1,473,782.82	0.00	640,817.34	2,375,849.04		
Advice to Debit Account	19,700,910.85	1,994,906.53	0.00	0.00	21,695,817.38	0.00	0.00	0.00	35,512.09	35,512.09	0.00	0.00	0.00	0.00	0.00	35,512.09	21,731,329.47	0.00	0.00	0.00	0.00	19,700,910.85	1,994,906.53	0.00	35,512.09	21,731,329.47		
Notice of Transfer of Allocation (NTA)	0.00	0.00	0.00	0.00	0.00	0.00	0.00	0.00	0.00	0.00	0.00	0.00	0.00	0.00	0.00	0.00	0.00	0.00	0.00	0.00	0.00	0.00	0.00	0.00	0.00	0.00	0.00	
MDS Checks Issued	0.00	0.00	0.00	0.00	0.00	0.00	0.00	0.00	0.00	0.00	0.00	0.00	0.00	0.00	0.00	0.00	0.00	0.00	0.00	0.00	0.00	0.00	0.00	0.00	0.00	0.00	0.00	
Advice to Debit Account	0.00	0.00	0.00	0.00	0.00	0.00	0.00	0.00	0.00	0.00	0.00	0.00	0.00	0.00	0.00	0.00	0.00	0.00	0.00	0.00	0.00	0.00	0.00	0.00	0.00	0.00	0.00	
Working Fund for FAPs	0.00	0.00	0.00	0.00	0.00	0.00	0.00	0.00	0.00	0.00	0.00	0.00	0.00	0.00	0.00	0.00	0.00	0.00	0.00	0.00	0.00	0.00	0.00	0.00	0.00	0.00	0.00	
Cash Disbursement Ceiling (CDC)	0.00	0.00	0.00	0.00	0.00	0.00	0.00	0.00	0.00	0.00	0.00	0.00	0.00	0.00	0.00	0.00	0.00	0.00	0.00	0.00	0.00	0.00	0.00	0.00	0.00	0.00	0.00	
TOTAL CASH DISBURSEMENTS	19,962,159.73	3,468,689.35	0.00	0.00	23,430,849.08	0.00	0.00	0.00	676,329.43	676,329.43	0.00	0.00	0.00	0.00	0.00	676,329.43	24,107,178.51	0.00	0.00	0.00	0.00	19,962,159.73	3,468,689.35	0.00	676,329.43	24,107,178.51		
NON-CASH DISBURSEMENTS	2,074,116.10	48,735.37	0.00	0.00	2,122,851.47	0.00	0.00	0.00	78,260.86	78,260.86	0.00	0.00	0.00	0.00	0.00	78,260.86	2,201,112.33	0.00	0.00	0.00	0.00	2,074,116.10	48,735.37	0.00	78,260.86	2,201,112.33		
Tax Remittance Advices Issued (TRA)	2,074,116.10	48,735.37	0.00	0.00	2,122,851.47	0.00	0.00	0.00	78,260.86	78,260.86	0.00	0.00	0.00	0.00	0.00	78,260.86	2,201,112.33	0.00	0.00	0.00	0.00	2,074,116.10	48,735.37	0.00	78,260.86	2,201,112.33		
Non-Cash Availment Authority (NCAA)	0.00	0.00	0.00	0.00	0.00	0.00	0.00	0.00	0.00	0.00	0.00	0.00	0.00	0.00	0.00	0.00	0.00	0.00	0.00	0.00	0.00	0.00	0.00	0.00	0.00	0.00	0.00	
Disbursements effected through outright deductions from claims (please specify...)	0.00	0.00	0.00	0.00	0.00	0.00	0.00	0.00	0.00	0.00	0.00	0.00	0.00	0.00	0.00	0.00	0.00	0.00	0.00	0.00	0.00	0.00	0.00	0.00	0.00	0.00	0.00	
Overpayment of expenses(e.g. personnel benefits)	0.00	0.00	0.00	0.00	0.00	0.00	0.00	0.00	0.00	0.00	0.00	0.00	0.00	0.00	0.00	0.00	0.00	0.00	0.00	0.00	0.00	0.00	0.00	0.00	0.00	0.00	0.00	
Restitution for loss of government property	0.00	0.00	0.00	0.00	0.00	0.00	0.00	0.00	0.00	0.00	0.00	0.00	0.00	0.00	0.00	0.00	0.00	0.00	0.00	0.00	0.00	0.00	0.00	0.00	0.00	0.00	0.00	
Liquidated damages and similar claims	0.00	0.00	0.00	0.00	0.00	0.00	0.00	0.00	0.00	0.00	0.00	0.00	0.00	0.00	0.00	0.00	0.00	0.00	0.00	0.00	0.00	0.00	0.00	0.00	0.00	0.00	0.00	
Others(TEF, BTr-Documentary StampTax, etc.)	0.00	0.00	0.00	0.00	0.00	0.00	0.00	0.00	0.00	0.00	0.00	0.00	0.00	0.00	0.00	0.00	0.00	0.00	0.00	0.00	0.00	0.00	0.00	0.00	0.00	0.00	0.00	

MONTHLY REPORT OF DISBURSEMENTS
For the month of November 2019


Department : State Universities and Colleges (SUCs)
Agency : Kalinga State University
Operating Unit : <not applicable>
Organization Code: 08 019 000000
Funding Cluster: 01 - Regular Agency Fund


PARTICULARS	CURRENT YEAR BUDGET					PRIOR YEAR'S BUDGET										Sub-Total	TRUST LIABILITIES				GRAND TOTAL					REMARKS	
	PS	MODE	FinEx	CO	TOTAL	PRIOR YEAR'S ACCOUNTS PAYABLE					CURRENT YEAR'S ACCOUNTS PAYABLE						PS	MODE	CO	TOTAL	PS	MODE	FinEx	CO	TOTAL		
						PS	MODE	FinEx	CO	Sub-Total	PS	MODE	FinEx	CO	Sub-Total												TOTAL
1	2	3	4	5	6=(2+3+4+5)	7	8	9	10	11=(7+8+9+10)	12	13	14	15	16=(12+13+14+15)	17=(11+16)	18=(6+17)	19	20	21	22=(19+20+21)	23	24	25	26	27=(23+24+25+26)	28
TOTAL NON-CASH DISBURSEMENTS	2,074,116.10	48,735.37	0.00	0.00	2,122,851.47	0.00	0.00	0.00	78,260.86	78,260.86	0.00	0.00	0.00	0.00	0.00	78,260.86	2,201,112.33	0.00	0.00	0.00	0.00	2,074,116.10	48,735.37	0.00	78,260.86	2,201,112.33	
GRAND TOTAL	22,036,275.83	3,517,424.72	0.00	0.00	25,553,700.55	0.00	0.00	0.00	754,590.29	754,590.29	0.00	0.00	0.00	0.00	0.00	754,590.29	26,308,290.84	0.00	0.00	0.00	0.00	22,036,275.83	3,517,424.72	0.00	754,590.29	26,308,290.84	


Summary

PARTICULARS	PREVIOUS REPORT	CURRENT MONTH	AS OF DATE
(1)	(2)	(3)	(4)
Total Disbursement Authorities Received	205,984,023.98	51,540,249.33	257,524,273.31
NCA	194,624,550.00	49,339,137.00	243,963,687.00
NTA	0.00	0.00	0.00
Working Fund	0.00	0.00	0.00
TRA	11,359,473.98	2,201,112.33	13,560,586.31
CDC	0.00	0.00	0.00
NCAA	0.00	0.00	0.00
Less: Notice of Transfer Allocations (NTA)* issued	0.00	0.00	0.00
Total Disbursements Authorities Available	205,984,023.98	51,540,249.33	257,524,273.31
Less	0.00	0.00	0.00
Lapsed NCA Disbursements	190,305,755.19	26,308,290.84	216,614,046.03
Less: Other Non-Cash Disbursements	0.00	0.00	0.00
Disbursements effected through outright deductions from claim	0.00	0.00	0.00
Overpayment of expenses(e.g. personnel benefits)	0.00	0.00	0.00
Restitution for loss of government property	0.00	0.00	0.00
Liquidated damages and similar claims	0.00	0.00	0.00
Others (e.g. TEF, BTr, Docs Stamp, etc.)	0.00	0.00	0.00
Add/Less: Adjustments (e.g. cancelled/staled checks)	0.00	0.00	0.00
Balance of Disbursement Authorities as at date	15,678,268.79	25,231,958.49	40,910,227.28
Total Disbursements Program	205,984,023.98	51,540,249.33	257,524,273.31
Less: * Actual Disbursements	190,305,755.19	26,308,290.84	216,614,046.03
(Over)/Under spending~	15,678,268.79	25,231,958.49	40,910,227.28

Notes: * The use of NTA is discouraged
Notes: ** Amounts should tally with the grand total disbursement (column 27).

Certified Correct:

ARNOLD A. TANDING, CPA, MBA
Agency Chief Accountant
Date : 31-Jan-2020

Recommending Approval:

DANILO T. BUEN, MBA
Director, FMS
Date: 31-Jan-2020

Approved By:

EDUARDO T. BAGTANG, CPA, DBM
Agency Head or Authorized Representative
Date: 31-Jan-2020

MONTHLY REPORT OF DISBURSEMENTS
For the month of December 2019

Department : State Universities and Colleges (SUCs)
Agency : Kalinga State University
Operating Unit : <not applicable>
Organization Code: 08 019 0000000
Funding Cluster: 01 - Regular Agency Fund

PARTICULARS	CURRENT YEAR BUDGET					PRIOR YEAR'S BUDGET											Sub-Total	TRUST LIABILITIES				GRAND TOTAL					REMARKS	
	PS	MODE	FinEx	CO	TOTAL	PRIOR YEAR'S ACCOUNTS PAYABLE					CURRENT YEAR'S ACCOUNTS PAYABLE							PS	MODE	CO	TOTAL	PS	MODE	FinEx	CO	TOTAL		
						PS	MODE	FinEx	CO	Sub-Total	PS	MODE	FinEx	CO	Sub-Total	TOTAL												
1	2	3	4	5	6=(2+3+4+5)	7	8	9	10	11=(7+8+9+10)	12	13	14	15	16=(12+13+14+15)	17=(11+16)	18=(6+17)	19	20	21	22=(19+20+21)	23	24	25	26	27=(23+24+25+26)	28	
CASH DISBURSEMENTS	35,595,138.29	4,956,235.86	0.00	5,103,746.02	45,655,120.17	0.00	0.00	0.00	2,990,031.47	2,990,031.47	0.00	0.00	0.00	0.00	0.00	2,990,031.47	48,645,151.64	0.00	0.00	0.00	0.00	35,595,138.29	4,956,235.86	0.00	8,093,777.49	48,645,151.64		
Notice of Cash Allocation (NCA)	35,595,138.29	4,956,235.86	0.00	5,103,746.02	45,655,120.17	0.00	0.00	0.00	2,990,031.47	2,990,031.47	0.00	0.00	0.00	0.00	0.00	2,990,031.47	48,645,151.64	0.00	0.00	0.00	0.00	35,595,138.29	4,956,235.86	0.00	8,093,777.49	48,645,151.64		
MDS Checks Issued	10,295,892.64	784,086.19	0.00	5,013,110.02	16,093,088.85	0.00	0.00	0.00	2,990,031.47	2,990,031.47	0.00	0.00	0.00	0.00	0.00	2,990,031.47	19,083,120.32	0.00	0.00	0.00	0.00	10,295,892.64	784,086.19	0.00	8,003,141.49	19,083,120.32		
Advice to Debit Account	25,299,245.65	4,172,149.67	0.00	90,636.00	29,562,031.32	0.00	0.00	0.00	0.00	0.00	0.00	0.00	0.00	0.00	0.00	0.00	29,562,031.32	0.00	0.00	0.00	0.00	25,299,245.65	4,172,149.67	0.00	90,636.00	29,562,031.32		
Notice of Transfer of Allocation (NTA)	0.00	0.00	0.00	0.00	0.00	0.00	0.00	0.00	0.00	0.00	0.00	0.00	0.00	0.00	0.00	0.00	0.00	0.00	0.00	0.00	0.00	0.00	0.00	0.00	0.00	0.00	0.00	0.00
MDS Checks Issued	0.00	0.00	0.00	0.00	0.00	0.00	0.00	0.00	0.00	0.00	0.00	0.00	0.00	0.00	0.00	0.00	0.00	0.00	0.00	0.00	0.00	0.00	0.00	0.00	0.00	0.00	0.00	0.00
Advice to Debit Account	0.00	0.00	0.00	0.00	0.00	0.00	0.00	0.00	0.00	0.00	0.00	0.00	0.00	0.00	0.00	0.00	0.00	0.00	0.00	0.00	0.00	0.00	0.00	0.00	0.00	0.00	0.00	0.00
Working Fund for FAPs	0.00	0.00	0.00	0.00	0.00	0.00	0.00	0.00	0.00	0.00	0.00	0.00	0.00	0.00	0.00	0.00	0.00	0.00	0.00	0.00	0.00	0.00	0.00	0.00	0.00	0.00	0.00	0.00
Cash Disbursement Ceiling (CDC)	0.00	0.00	0.00	0.00	0.00	0.00	0.00	0.00	0.00	0.00	0.00	0.00	0.00	0.00	0.00	0.00	0.00	0.00	0.00	0.00	0.00	0.00	0.00	0.00	0.00	0.00	0.00	0.00
TOTAL CASH DISBURSEMENTS	35,595,138.29	4,956,235.86	0.00	5,103,746.02	45,655,120.17	0.00	0.00	0.00	2,990,031.47	2,990,031.47	0.00	0.00	0.00	0.00	0.00	2,990,031.47	48,645,151.64	0.00	0.00	0.00	0.00	35,595,138.29	4,956,235.86	0.00	8,093,777.49	48,645,151.64		
NON-CASH DISBURSEMENTS	1,777,593.95	164,770.94	0.00	106,842.93	2,049,207.82	0.00	0.00	0.00	267,676.40	267,676.40	0.00	0.00	0.00	0.00	0.00	267,676.40	2,316,884.22	0.00	0.00	0.00	0.00	1,777,593.95	164,770.94	0.00	374,519.33	2,316,884.22		
Tax Remittance Advices Issued (TRA)	1,777,593.95	164,770.94	0.00	106,842.93	2,049,207.82	0.00	0.00	0.00	267,676.40	267,676.40	0.00	0.00	0.00	0.00	0.00	267,676.40	2,316,884.22	0.00	0.00	0.00	0.00	1,777,593.95	164,770.94	0.00	374,519.33	2,316,884.22		
Non-Cash Availment Authority (NCAA)	0.00	0.00	0.00	0.00	0.00	0.00	0.00	0.00	0.00	0.00	0.00	0.00	0.00	0.00	0.00	0.00	0.00	0.00	0.00	0.00	0.00	0.00	0.00	0.00	0.00	0.00	0.00	0.00
Disbursements effected through outright deductions from claims (please specify...)	0.00	0.00	0.00	0.00	0.00	0.00	0.00	0.00	0.00	0.00	0.00	0.00	0.00	0.00	0.00	0.00	0.00	0.00	0.00	0.00	0.00	0.00	0.00	0.00	0.00	0.00	0.00	0.00
Overpayment of expenses(e.g. personnel benefits)	0.00	0.00	0.00	0.00	0.00	0.00	0.00	0.00	0.00	0.00	0.00	0.00	0.00	0.00	0.00	0.00	0.00	0.00	0.00	0.00	0.00	0.00	0.00	0.00	0.00	0.00	0.00	0.00
Restitution for loss of government property	0.00	0.00	0.00	0.00	0.00	0.00	0.00	0.00	0.00	0.00	0.00	0.00	0.00	0.00	0.00	0.00	0.00	0.00	0.00	0.00	0.00	0.00	0.00	0.00	0.00	0.00	0.00	0.00
Liquidated damages and similar claims	0.00	0.00	0.00	0.00	0.00	0.00	0.00	0.00	0.00	0.00	0.00	0.00	0.00	0.00	0.00	0.00	0.00	0.00	0.00	0.00	0.00	0.00	0.00	0.00	0.00	0.00	0.00	0.00
Others(TEF, BTR-Documentary StampTax, etc.)	0.00	0.00	0.00	0.00	0.00	0.00	0.00	0.00	0.00	0.00	0.00	0.00	0.00	0.00	0.00	0.00	0.00	0.00	0.00	0.00	0.00	0.00	0.00	0.00	0.00	0.00	0.00	0.00

MONTHLY REPORT OF DISBURSEMENTS
For the month of December 2019

Department : State Universities and Colleges (SUCs)
Agency : Kalinga State University
Operating Unit : <not applicable>
Organization Code: 08 019 0000000
Funding Cluster: 01 - Regular Agency Fund

PARTICULARS	CURRENT YEAR BUDGET					PRIOR YEAR'S BUDGET											Sub-Total	TRUST LIABILITIES				GRAND TOTAL					REMARKS
	PS	MODE	FinEx	CO	TOTAL	PRIOR YEAR'S ACCOUNTS PAYABLE					CURRENT YEAR'S ACCOUNTS PAYABLE							PS	MODE	CO	TOTAL	PS	MODE	FinEx	CO	TOTAL	
						PS	MODE	FinEx	CO	Sub-Total	PS	MODE	FinEx	CO	Sub-Total	TOTAL											
1	2	3	4	5	6=(2+3+4+5)	7	8	9	10	11=(7+8+9+10)	12	13	14	15	16=(12+13+14+15)	17=(11+16)	18=(6+17)	19	20	21	22=(19+20+21)	23	24	25	26	27=(23+24+25+26)	28
TOTAL NON-CASH DISBURSEMENTS	1,777,593.95	164,770.94	0.00	106,842.93	2,049,207.82	0.00	0.00	0.00	267,676.40	267,676.40	0.00	0.00	0.00	0.00	0.00	267,676.40	2,316,884.22	0.00	0.00	0.00	0.00	1,777,593.95	164,770.94	0.00	374,519.33	2,316,884.22	
GRAND TOTAL	37,372,732.24	5,121,006.80	0.00	5,210,588.95	47,704,327.99	0.00	0.00	0.00	3,257,707.87	3,257,707.87	0.00	0.00	0.00	0.00	0.00	3,257,707.87	50,962,035.86	0.00	0.00	0.00	0.00	37,372,732.24	5,121,006.80	0.00	8,468,296.82	50,962,035.86	

Summary

PARTICULARS	PREVIOUS REPORT	CURRENT MONTH	AS OF DATE
(1)	(2)	(3)	(4)
Total Disbursement Authorities Received	257,524,273.31	30,808,884.22	288,333,157.53
NCA	243,963,687.00	28,492,000.00	272,455,687.00
NTA	0.00	0.00	0.00
Working Fund	0.00	0.00	0.00
TRA	13,560,586.31	2,316,884.22	15,877,470.53
CDC	0.00	0.00	0.00
NCAA	0.00	0.00	0.00
Less: Notice of Transfer Allocations (NTA)* issued	0.00	0.00	0.00
Total Disbursements Authorities Available	257,524,273.31	30,808,884.22	288,333,157.53
Less	0.00	0.00	0.00
Lapsed NCA Disbursements	216,614,046.03	50,962,035.86	267,576,081.89
Less: Other Non-Cash Disbursements	0.00	0.00	0.00
Disbursements effected through outright deductions from claim	0.00	0.00	0.00
Overpayment of expenses(e.g. personnel benefits)	0.00	0.00	0.00
Restitution for loss of government property	0.00	0.00	0.00
Liquidated damages and similar claims	0.00	0.00	0.00
Others (e.g. TEF, BTr, Docs Stamp, etc.)	0.00	0.00	0.00
Add/Less: Adjustments (e.g. cancelled/staled checks)	0.00	0.00	0.00
Balance of Disbursement Authorities as at date	40,910,227.28	-20,153,151.64	20,757,075.64
Total Disbursements Program	257,524,273.31	30,808,884.22	288,333,157.53
Less: * Actual Disbursements	216,614,046.03	50,962,035.86	267,576,081.89
(Over)/Under spending~	40,910,227.28	-20,153,151.64	20,757,075.64

Notes: * The use of NTA is discouraged
Notes: ** Amounts should tally with the grand total disbursement (column 27).

Certified Correct:

ARNOLD A. TANDING, CPA, MBA
Agency Chief Accountant
Date: 31-Jan-2020

Recommending Approval:

DANILO T. BUEN, MBA
Director, FMS
Date: 31-Jan-2020

Approved By:

EDUARDO T. BASTANG, CPA, DBM
Agency Head or Authorized Representative
Date: 31-Jan-2020