



QUARTERLY REPORT OF REVENUE AND OTHER RECEIPTS
As at the Quarter Ending September 30, 2019

Department : State Universities and Colleges (SUCs)
 Agency : Kalinga State University
 Operating Unit : <not applicable>
 Organization Code : 08 019 0000000
 Funding Cluster : 06 - Business Related Funds

Classification/Sources of Revenue and Other Receipts	UACS CODE	REVENUE TARGET (Annual)	Actual Revenue and Other Receipts Collections					Cumulative Remittance/Deposits to Date			Variance		Remarks
			1st Quarter Ending March 31	2nd Quarter Ending June 30	3rd Quarter Ending September 30	4th Quarter Ending December 31	Total	Remittance to BTr	Deposited with AGDB	Total	Amount	%	
1	2	3	4	5	6	7	8=(4+5+6+7)	9	10	11=(9+10)	12=(8-3)	13=(12/3)	14
Business Related Funds		4,890,000.00	725,441.97	522,402.47	2,234,423.29	0.00	3,482,267.73	0.00	3,482,267.73	3,482,267.73	(1,407,732.27)	-29%	
Revenue Collections		4,890,000.00	725,441.97	522,402.47	2,234,423.29	0.00	3,482,267.73	0.00	3,482,267.73	3,482,267.73	(1,407,732.27)	-29%	
Cash Revenue		4,890,000.00	725,441.97	522,402.47	2,234,423.29	0.00	3,482,267.73	0.00	3,482,267.73	3,482,267.73	(1,407,732.27)	-29%	
Collections effected through outright deductions from claims		4,890,000.00	725,441.97	522,402.47	2,234,423.29	0.00	3,482,267.73	0.00	3,482,267.73	3,482,267.73	(1,407,732.27)	-29%	
Rent/Lease Income	4020205000	500,000.00	63,956.50	268,562.62	99,337.00	0.00	431,856.12	0.00	431,856.12	431,856.12	(68,143.88)	-14%	
Hostels/Dormitories and other Like facilities	4020213000	250,000.00	8,100.00	74,378.00	13,500.00	0.00	95,978.00	0.00	95,978.00	95,978.00	(154,022.00)	-62%	
Income from Printing and Publication	4020215000	2,000,000.00	257,001.00	0.00	996,080.29	0.00	1,253,081.29	0.00	1,253,081.29	1,253,081.29	(746,918.71)	-37%	
Sale of Animals, Meat and Dairy	4020216006	300,000.00	80,576.68	30,913.35	117,310.00	0.00	228,800.03	0.00	228,800.03	228,800.03	(71,199.97)	-24%	
Other Sales	4020216099	1,090,000.00	101,135.00	148,548.50	382,015.00	0.00	631,698.50	0.00	631,698.50	631,698.50	(458,301.50)	-42%	
Other Business Income	4020299099	750,000.00	214,672.79	0.00	626,181.00	0.00	840,853.79	0.00	840,853.79	840,853.79	90,853.79	12%	
TOTAL		4,890,000.00	725,441.97	522,402.47	2,234,423.29	0.00	3,482,267.73	0.00	3,482,267.73	3,482,267.73	(1,407,732.27)	-29%	

Certified Correct

 ARNOLD A. TANDINO, CPA, MBA
 Agency Chief Accountant
 Date: 14/10/2019


Approved By:

 EDUARDO T. BAGTANG, CPA, DBM
 Head of Agency
 Date: 14/10/2019


This report was generated using the Unified Reporting System on 14/10/2019 03:10 version.FAR5.1.1

QUARTERLY REPORT OF REVENUE AND OTHER RECEIPTS
As at the Quarter Ending September 30, 2019

Department : State Universities and Colleges (SUCs)
 Agency : Kalinga State University
 Operating Unit : <not applicable>
 Organization Code : 08 019 0000000
 Funding Cluster : 05 - Internally Generated Funds

Classification/Sources of Revenue and Other Receipts	UACS CODE	REVENUE TARGET (Annual)	Actual Revenue and Other Receipts Collections					Cumulative Remittance/Deposits to Date			Variance		Remarks
			1st Quarter Ending March 31	2nd Quarter Ending June 30	3rd Quarter Ending September 30	4th Quarter Ending December 31	Total	Remittance to BTr	Deposited with AGDB	Total	Amount	%	
1	2	3	4	5	6	7	8=(4+5+6+7)	9	10	11=(9+10)	12=(8-3)	13=(12/3)	14
Internally Generated Funds		52,214,000.00	3,271,931.39	16,150,097.00	7,064,842.08	-	26,486,870.47	-	26,486,870.47	26,486,870.47	(25,727,129.53)	-49%	
Revenue Collections		52,214,000.00	3,271,931.39	16,150,097.00	7,064,842.08	-	26,486,870.47	-	26,486,870.47	26,486,870.47	(25,727,129.53)	-49%	
Cash Revenue		52,214,000.00	3,271,931.39	16,150,097.00	7,064,842.08	-	26,486,870.47	-	26,486,870.47	26,486,870.47	(25,727,129.53)	-49%	
Collections effected through outright deductions from claims		52,214,000.00	3,271,931.39	16,150,097.00	7,064,842.08	-	26,486,870.47	-	26,486,870.47	26,486,870.47	(25,727,129.53)	-49%	
Other Service Income	4020199099	1,205,255.00	430,261.00	463,450.00	516,922.02	-	1,410,633.02	-	1,410,633.02	1,410,633.02	205,378.02	17%	
Tuition Fees	4020201001	32,490,000.00	1,437,113.39	10,236,984.00	3,921,405.41	-	15,595,502.80	-	15,595,502.80	15,595,502.80	(16,894,497.20)	-52%	
Income Collected from Students	4020201002	15,744,000.00	1,260,471.00	4,922,483.00	2,446,506.16	-	8,629,460.16	-	8,629,460.16	8,629,460.16	(7,114,539.84)	-45%	
Other School Fees	4020201099	2,774,745.00	144,086.00	527,180.00	180,008.49	-	851,274.49	-	851,274.49	851,274.49	(1,923,470.51)	-69%	
TOTAL		52,214,000.00	3,271,931.39	16,150,097.00	7,064,842.08	-	26,486,870.47	-	26,486,870.47	26,486,870.47	(25,727,129.53)	-49%	

Certified Correct:

 ARNOLD A. TANDING, CPA, MBA
 Agency Chief Accountant
 Date: 14/10/2019

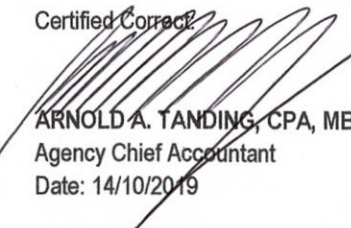
Approved By:

 EDUARDO T. BAGTANG, CPA, DBM
 Head of Agency
 Date: 14/10/2019


This report was generated using the Unified Reporting System on 14/10/2019 03:10 version.FAR5.1.1

QUARTERLY REPORT OF REVENUE AND OTHER RECEIPTS
As at the Quarter Ending September 30, 2019

Department : State Universities and Colleges (SUCs)
 Agency : Kalinga State University
 Operating Unit : <not applicable>
 Organization Code : 08 019 0000000
 Funding Cluster : 07 - Trust Receipts

Classification/Sources of Revenue and Other Receipts	UACS CODE	REVENUE TARGET (Annual)	Actual Revenue and Other Receipts Collections					Cumulative Remittance/Deposits to Date			Variance		Remarks
			1st Quarter Ending March 31	2nd Quarter Ending June 30	3rd Quarter Ending September 30	4th Quarter Ending December 31	Total	Remittance to BTr	Deposited with AGDB	Total	Amount	%	
1	2	3	4	5	6	7	8=(4+5+6+7)	9	10	11=(9+10)	12=(8-3)	13=(12/3)	14
Trust Receipts		20,000,000.00	4,688,575.00	870,813.71	893,433.71	-	6,452,822.42	-	5,559,388.71	5,559,388.71	(13,547,177.58)	-68%	
Non-Revenue Collections/Other Receipts		20,000,000.00	4,688,575.00	870,813.71	893,433.71	-	6,452,822.42	-	5,559,388.71	5,559,388.71	(13,547,177.58)	-68%	
Cash Receipts		20,000,000.00	4,688,575.00	870,813.71	893,433.71	-	6,452,822.42	-	5,559,388.71	5,559,388.71	(13,547,177.58)	-68%	
Collections effected through outright deductions from claims		20,000,000.00	4,688,575.00	870,813.71	893,433.71	-	6,452,822.42	-	5,559,388.71	5,559,388.71	(13,547,177.58)	-68%	
Due to NGAs	2020105000	20,000,000.00	4,688,575.00	870,813.71	893,433.71	-	6,452,822.42	-	5,559,388.71	5,559,388.71	(13,547,177.58)	-68%	
TOTAL		20,000,000.00	4,688,575.00	870,813.71	893,433.71	-	6,452,822.42	-	5,559,388.71	5,559,388.71	(13,547,177.58)	-68%	

Certified Correct

 ARNOLD A. TANDING, CPA, MBA
 Agency Chief Accountant
 Date: 14/10/2019

Approved By:

 EDUARDO T. BAGTANG, CPA, DBM
 Head of Agency
 Date: 14/10/2019

This report was generated using the Unified Reporting System on 14/10/2019 03:10 version.FAR5.1.1