

QUARTERLY REPORT OF REVENUE AND OTHER RECEIPTS

As at the Quarter Ending March 31, 2022

Department : State Universities and Colleges (SUCs)  
 Agency : Kalinga State University  
 Operating Unit : <not applicable>  
 Organization Code : 08 019 0000000  
 Funding Cluster : 06 - Business Related Funds

Classification/Sources of Revenue and Other Receipts	UACS CODE	REVENUE TARGET (Annual)	Actual Revenue and Other Receipts Collections					Cumulative Remittance/Deposits to Date			Variance		Remarks
			1st Quarter Ending March 31	2nd Quarter Ending June 30	3rd Quarter Ending September 30	4th Quarter Ending December 31	Total	Remittance to BTr	Deposited with AGDB	Total	Amount	%	
1	2	3	4	5	6	7	8=(4+5+6+7)	9	10	11=(9+10)	12=(8-3)	13=(12/3)	14
Business Related Funds		8,500,000.00	863,460.22	0.00	0.00	0.00	863,460.22	0.00	863,460.22	863,460.22	(7,636,539.78)	-90%	
Revenue Collections		8,500,000.00	863,460.22	0.00	0.00	0.00	863,460.22	0.00	863,460.22	863,460.22	(7,636,539.78)	-90%	
Cash Revenue		8,500,000.00	863,460.22	0.00	0.00	0.00	863,460.22	0.00	863,460.22	863,460.22	(7,636,539.78)	-90%	
Non-Tax		8,500,000.00	863,460.22	0.00	0.00	0.00	863,460.22	0.00	863,460.22	863,460.22	(7,636,539.78)	-90%	
Rent/Lease Income	4020205000	520,000.00	28,000.00	0.00	0.00	0.00	28,000.00	0.00	28,000.00	28,000.00	(492,000.00)	-95%	
Income from Hostels/Dormitories and other Like facilities	4020213000	260,000.00	4,000.00	0.00	0.00	0.00	4,000.00	0.00	4,000.00	4,000.00	(256,000.00)	-98%	
Income from Printing and Publication	4020215000	2,612,000.00	525,985.00	0.00	0.00	0.00	525,985.00	0.00	525,985.00	525,985.00	(2,086,015.00)	-80%	
Sale of Animals, Meat and Dairy	4020216006	1,450,000.00	145,275.22	0.00	0.00	0.00	145,275.22	0.00	145,275.22	145,275.22	(1,304,724.78)	-90%	
Other Sales	4020216099	1,858,000.00	155,990.00	0.00	0.00	0.00	155,990.00	0.00	155,990.00	155,990.00	(1,702,010.00)	-92%	
Other Business Income	4020299099	1,800,000.00	4,210.00	0.00	0.00	0.00	4,210.00	0.00	4,210.00	4,210.00	(1,795,790.00)	-100%	
<b>TOTAL</b>		<b>8,500,000.00</b>	<b>863,460.22</b>	<b>0.00</b>	<b>0.00</b>	<b>0.00</b>	<b>863,460.22</b>	<b>0.00</b>	<b>863,460.22</b>	<b>863,460.22</b>	<b>(7,636,539.78)</b>	<b>-90%</b>	

Certified Correct:

ARNOLD A. TANDING, CPA, MBA  
 Accountant III  
 Date: 2022-04-06 15:38:27

Recommending Approval:

DANILO T. BUEN, MBA  
 Director for Finance Management Services  
 Date: 2022-04-06 15:42:10

Approved By:

EDUARDO T. BAGTANG, CPA, DBM  
 SUC President III  
 Date: 2022-04-06 15:43:21


This report was generated using the Unified Reporting System on 06/04/2022 15:48 version FAR5.1.1 ; Status : SUBMITTED

QUARTERLY REPORT OF REVENUE AND OTHER RECEIPTS  
As at the Quarter Ending March 31, 2022


Department : State Universities and Colleges (SUCs)  
 Agency : Kalinga State University  
 Operating Unit : <not applicable>  
 Organization Code : 08 019 0000000  
 Funding Cluster : 05 - Internally Generated Funds

Classification/Sources of Revenue and Other Receipts	UACS CODE	REVENUE TARGET (Annual)	Actual Revenue and Other Receipts Collections					Cumulative Remittance/Deposits to Date			Variance		Remarks
			1st Quarter Ending March 31	2nd Quarter Ending June 30	3rd Quarter Ending September 30	4th Quarter Ending December 31	Total	Remittance to BTr	Deposited with AGDB	Total	Amount	%	
1	2	3	4	5	6	7	8=(4+5+6+7)	9	10	11=(9+10)	12=(8-3)	13=(12/3)	14
Internally Generated Funds		66,000,000.00	22,180,259.18	0.00	0.00	0.00	22,180,259.18	0.00	0.00	0.00	(43,819,740.82)	-66%	
Revenue Collections		66,000,000.00	22,180,259.18	0.00	0.00	0.00	22,180,259.18	0.00	0.00	0.00	(43,819,740.82)	-66%	
Cash Revenue		66,000,000.00	22,180,259.18	0.00	0.00	0.00	22,180,259.18	0.00	0.00	0.00	(43,819,740.82)	-66%	
Non-Tax		66,000,000.00	22,180,259.18	0.00	0.00	0.00	22,180,259.18	0.00	0.00	0.00	(43,819,740.82)	-66%	
Other Service Income	4020199099	3,000,000.00	571,365.00	0.00	0.00	0.00	571,365.00	0.00	0.00	0.00	(2,428,635.00)	-81%	
Tuition Fees	4020201001	38,000,000.00	13,180,248.18	0.00	0.00	0.00	13,180,248.18	0.00	0.00	0.00	(24,819,751.82)	-65%	
Income Collected from Students	4020201002	25,000,000.00	8,428,646.00	0.00	0.00	0.00	8,428,646.00	0.00	0.00	0.00	(16,571,354.00)	-66%	
<b>TOTAL</b>		<b>66,000,000.00</b>	<b>22,180,259.18</b>	<b>0.00</b>	<b>0.00</b>	<b>0.00</b>	<b>22,180,259.18</b>	<b>0.00</b>	<b>0.00</b>	<b>0.00</b>	<b>(43,819,740.82)</b>	<b>-66%</b>	


Certified Correct:

  
**ARNOLD A. TANDIG, CPA, MBA**  
 Accountant III  
 Date: 2022-04-06 15:38:27

Recommending Approval:

  
**DANILO T. BUEN, MBA**  
 Director for Finance Management Services  
 Date: 2022-04-06 15:42:10

Approved By:

  
**EDUARDO T. BAGTANG, CPA, DBM**  
 SUC President III  
 Date: 2022-04-06 15:43:21

This report was generated using the Unified Reporting System on 06/04/2022 15:48 version.FAR5.1.1 ; Status : SUBMITTED