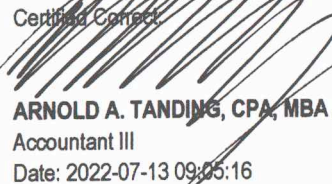




QUARTERLY REPORT OF REVENUE AND OTHER RECEIPTS
As at the Quarter Ending June 30, 2022

Department : State Universities and Colleges (SUCs)
 Agency : Kalinga State University
 Operating Unit : <not applicable>
 Organization Code : 08 019 0000000
 Funding Cluster : 05 - Internally Generated Funds

| Classification/Sources of Revenue and Other Receipts | UACS CODE | REVENUE TARGET (Annual) | Actual Revenue and Other Receipts Collections | | | | | Cumulative Remittance/Deposits to Date | | | Variance | | Remarks |
|--|------------|-------------------------|---|----------------------------|---------------------------------|--------------------------------|----------------------|--|----------------------|----------------------|------------------------|-------------|---------|
| | | | 1st Quarter Ending March 31 | 2nd Quarter Ending June 30 | 3rd Quarter Ending September 30 | 4th Quarter Ending December 31 | Total | Remittance to BTr | Deposited with AGOB | Total | Amount | % | |
| 1 | 2 | 3 | 4 | 5 | 6 | 7 | 8=(4+5+6+7) | 9 | 10 | 11=(9+10) | 12=(8-3) | 13=(12/3) | 14 |
| Internally Generated Funds | | 66,000,000.00 | 22,180,259.18 | 3,594,911.92 | 0.00 | 0.00 | 25,775,171.10 | 0.00 | 25,775,171.10 | 25,775,171.10 | (40,224,828.90) | -61% | |
| Revenue Collections | | 66,000,000.00 | 22,180,259.18 | 3,594,911.92 | 0.00 | 0.00 | 25,775,171.10 | 0.00 | 25,775,171.10 | 25,775,171.10 | (40,224,828.90) | -61% | |
| Cash Revenue | | 66,000,000.00 | 22,180,259.18 | 3,594,911.92 | 0.00 | 0.00 | 25,775,171.10 | 0.00 | 25,775,171.10 | 25,775,171.10 | (40,224,828.90) | -61% | |
| Non-Tax | | 66,000,000.00 | 22,180,259.18 | 3,594,911.92 | 0.00 | 0.00 | 25,775,171.10 | 0.00 | 25,775,171.10 | 25,775,171.10 | (40,224,828.90) | -61% | |
| Other Service Income | 4020199099 | 3,000,000.00 | 571,365.00 | 513,730.00 | 0.00 | 0.00 | 1,085,095.00 | 0.00 | 1,085,095.00 | 1,085,095.00 | (1,914,905.00) | -64% | |
| Tuition Fees | 4020201001 | 38,000,000.00 | 13,180,248.18 | 1,544,052.21 | 0.00 | 0.00 | 14,724,300.39 | 0.00 | 14,724,300.39 | 14,724,300.39 | (23,275,699.61) | -61% | |
| Income Collected from Students | 4020201002 | 25,000,000.00 | 8,428,646.00 | 1,537,129.71 | 0.00 | 0.00 | 9,965,775.71 | 0.00 | 9,965,775.71 | 9,965,775.71 | (15,034,224.29) | -60% | |
| TOTAL | | 66,000,000.00 | 22,180,259.18 | 3,594,911.92 | 0.00 | 0.00 | 25,775,171.10 | 0.00 | 25,775,171.10 | 25,775,171.10 | (40,224,828.90) | -61% | |

Certified Correct

ARNOLD A. TANDING, CPA, MBA
 Accountant III
 Date: 2022-07-13 09:05:16

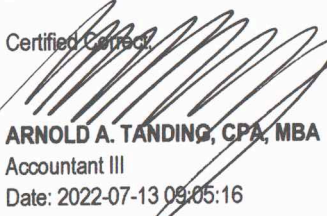
Recommending Approval:

DANILO T. BUEN, MBA
 Director for Finance Management Services
 Date: 2022-07-13 09:07:39


Approved By:

EDUARDO T. BAGTANG, CPA, DBM
 SUC President III
 Date: 2022-07-13 09:09:08


QUARTERLY REPORT OF REVENUE AND OTHER RECEIPTS
As at the Quarter Ending June 30, 2022

Department : **State Universities and Colleges (SUCs)**
 Agency : **Kalinga State University**
 Operating Unit : **<not applicable>**
 Organization Code : **08 019 0000000**
 Funding Cluster : **06 - Business Related Funds**

| Classification/Sources of Revenue and Other Receipts | UACS CODE | REVENUE TARGET (Annual) | Actual Revenue and Other Receipts Collections | | | | | Cumulative Remittance/Deposits to Date | | | Variance | | Remarks |
|---|------------|-------------------------|---|----------------------------|---------------------------------|--------------------------------|---------------------|--|---------------------|---------------------|-----------------------|-------------|---------|
| | | | 1st Quarter Ending March 31 | 2nd Quarter Ending June 30 | 3rd Quarter Ending September 30 | 4th Quarter Ending December 31 | Total | Remittance to BTr | Deposited with AGDB | Total | Amount | % | |
| 1 | 2 | 3 | 4 | 5 | 6 | 7 | 8=(4+5+6+7) | 9 | 10 | 11=(9+10) | 12=(8-3) | 13=(12/3) | 14 |
| Business Related Funds | | 8,500,000.00 | 863,460.22 | 525,613.04 | 0.00 | 0.00 | 1,389,073.26 | 0.00 | 1,389,073.26 | 1,389,073.26 | (7,110,926.74) | -84% | |
| Revenue Collections | | 8,500,000.00 | 863,460.22 | 525,613.04 | 0.00 | 0.00 | 1,389,073.26 | 0.00 | 1,389,073.26 | 1,389,073.26 | (7,110,926.74) | -84% | |
| Cash Revenue | | 8,500,000.00 | 863,460.22 | 525,613.04 | 0.00 | 0.00 | 1,389,073.26 | 0.00 | 1,389,073.26 | 1,389,073.26 | (7,110,926.74) | -84% | |
| Non-Tax | | 8,500,000.00 | 863,460.22 | 525,613.04 | 0.00 | 0.00 | 1,389,073.26 | 0.00 | 1,389,073.26 | 1,389,073.26 | (7,110,926.74) | -84% | |
| Rent/Lease Income | 4020205000 | 520,000.00 | 28,000.00 | 159,272.25 | 0.00 | 0.00 | 187,272.25 | 0.00 | 187,272.25 | 187,272.25 | (332,727.75) | -64% | |
| Income from Hostels/Dormitories and other Like facilities | 4020213000 | 260,000.00 | 4,000.00 | 2,030.00 | 0.00 | 0.00 | 6,030.00 | 0.00 | 6,030.00 | 6,030.00 | (253,970.00) | -98% | |
| Income from Printing and Publication | 4020215000 | 2,612,000.00 | 525,985.00 | 106,429.00 | 0.00 | 0.00 | 632,414.00 | 0.00 | 632,414.00 | 632,414.00 | (1,979,586.00) | -76% | |
| Sale of Animals, Meat and Dairy | 4020216006 | 1,450,000.00 | 145,275.22 | 39,636.79 | 0.00 | 0.00 | 184,912.01 | 0.00 | 184,912.01 | 184,912.01 | (1,265,087.99) | -87% | |
| Other Sales | 4020216099 | 1,858,000.00 | 155,990.00 | 213,045.00 | 0.00 | 0.00 | 369,035.00 | 0.00 | 369,035.00 | 369,035.00 | (1,488,965.00) | -80% | |
| Other Business Income | 4020299099 | 1,800,000.00 | 4,210.00 | 5,200.00 | 0.00 | 0.00 | 9,410.00 | 0.00 | 9,410.00 | 9,410.00 | (1,790,590.00) | -99% | |
| TOTAL | | 8,500,000.00 | 863,460.22 | 525,613.04 | 0.00 | 0.00 | 1,389,073.26 | 0.00 | 1,389,073.26 | 1,389,073.26 | (7,110,926.74) | -84% | |

Certified Correct:

ARNOLD A. TANDING, CPA, MBA
 Accountant III
 Date: 2022-07-13 09:05:16

Recommending Approval:

DANILO T. BUEN, MBA
 Director for Finance Management Services
 Date: 2022-07-13 09:07:39

Approved By:

EDUARDO T. BAGTANG, CPA, DBM
 SUC President III
 Date: 2022-07-13 09:09:08