

QUARTERLY REPORT OF REVENUE AND OTHER RECEIPTS
As at the Quarter Ending June 30, 2023


Department : State Universities and Colleges (SUCs)
 Agency : Kalinga State University
 Operating Unit : <not applicable>
 Organization Code : 08 019 0000000
 Funding Cluster : 05 - Internally Generated Funds

| Classification/Sources of Revenue and Other Receipts | UACS CODE | REVENUE TARGET (Annual) | Actual Revenue and Other Receipts Collections | | | | | Cumulative Remittance/Deposits to Date | | | Variance | | Remarks |
|--|------------|-------------------------|---|----------------------------|---------------------------------|--------------------------------|----------------------|--|----------------------|----------------------|------------------------|-------------|---------|
| | | | 1st Quarter Ending March 31 | 2nd Quarter Ending June 30 | 3rd Quarter Ending September 30 | 4th Quarter Ending December 31 | Total | Remittance to BTr | Deposited with AGDB | Total | Amount | % | |
| 1 | 2 | 3 | 4 | 5 | 6 | 7 | 8=(4+5+6+7) | 9 | 10 | 11=(9+10) | 12=(8-3) | 13=(12/3) | 14 |
| Internally Generated Funds | | 71,000,000.00 | 2,504,317.50 | 26,518,318.66 | 0.00 | 0.00 | 29,022,636.16 | 0.00 | 29,022,636.16 | 29,022,636.16 | (41,977,363.84) | -59% | |
| Revenue Collections | | 71,000,000.00 | 2,504,317.50 | 26,518,318.66 | 0.00 | 0.00 | 29,022,636.16 | 0.00 | 29,022,636.16 | 29,022,636.16 | (41,977,363.84) | -59% | |
| Cash Revenue | | 71,000,000.00 | 2,504,317.50 | 26,518,318.66 | 0.00 | 0.00 | 29,022,636.16 | 0.00 | 29,022,636.16 | 29,022,636.16 | (41,977,363.84) | -59% | |
| Non-Tax | | 71,000,000.00 | 2,504,317.50 | 26,518,318.66 | 0.00 | 0.00 | 29,022,636.16 | 0.00 | 29,022,636.16 | 29,022,636.16 | (41,977,363.84) | -59% | |
| Other Service Income | 4020199099 | 3,500,000.00 | 756,680.50 | 494,650.50 | 0.00 | 0.00 | 1,251,331.00 | 0.00 | 1,251,331.00 | 1,251,331.00 | (2,248,669.00) | -64% | |
| Tuition Fees | 4020201001 | 41,500,000.00 | 926,523.77 | 15,845,828.80 | 0.00 | 0.00 | 16,772,352.57 | 0.00 | 16,772,352.57 | 16,772,352.57 | (24,727,647.43) | -60% | |
| Income Collected from Students | 4020201002 | 26,000,000.00 | 821,113.23 | 10,177,839.36 | 0.00 | 0.00 | 10,998,952.59 | 0.00 | 10,998,952.59 | 10,998,952.59 | (15,001,047.41) | -58% | |
| TOTAL | | 71,000,000.00 | 2,504,317.50 | 26,518,318.66 | 0.00 | 0.00 | 29,022,636.16 | 0.00 | 29,022,636.16 | 29,022,636.16 | (41,977,363.84) | -59% | |

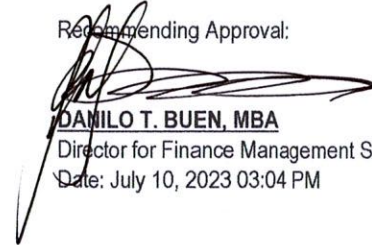
Certified Correct:


ARNOLD A. TANDING, CPA, MBA
 Accountant III
 Date: July 10, 2023 03:03 PM

Certified Correct:


ELSIE P. ANDRES
 Budget Officer
 Date: July 10, 2023 03:03 PM

Recommending Approval:


DANILO T. BUEN, MBA
 Director for Finance Management Services
 Date: July 10, 2023 03:04 PM

Approved By:


EDUARDO T. BAGTANG, CPA, DBM
 SUC President III
 Date: July 10, 2023 03:05 PM

QUARTERLY REPORT OF REVENUE AND OTHER RECEIPTS
As at the Quarter Ending June 30, 2023

Department : State Universities and Colleges (SUCs)
 Agency : Kalinga State University
 Operating Unit : <not applicable>
 Organization Code : 08 019 0000000
 Funding Cluster : 06 - Business Related Funds

| Classification/Sources of Revenue and Other Receipts | UACS CODE | REVENUE TARGET (Annual) | Actual Revenue and Other Receipts Collections | | | | Total | Cumulative Remittance/Deposits to Date | | | Variance | | Remarks |
|---|------------|-------------------------|---|----------------------------|---------------------------------|--------------------------------|---------------------|--|---------------------|---------------------|-----------------------|-------------|---------|
| | | | 1st Quarter Ending March 31 | 2nd Quarter Ending June 30 | 3rd Quarter Ending September 30 | 4th Quarter Ending December 31 | | Remittance to BTr | Deposited with AGDB | Total | Amount | % | |
| 1 | 2 | 3 | 4 | 5 | 6 | 7 | 8=(4+5+6+7) | 9 | 10 | 11=(9+10) | 12=(8-3) | 13=(12/3) | 14 |
| Business Related Funds | | 9,000,000.00 | 1,725,197.00 | 1,129,150.00 | 0.00 | 0.00 | 2,854,347.00 | 0.00 | 2,854,347.00 | 2,854,347.00 | (6,145,653.00) | -68% | |
| Revenue Collections | | 9,000,000.00 | 1,725,197.00 | 1,129,150.00 | 0.00 | 0.00 | 2,854,347.00 | 0.00 | 2,854,347.00 | 2,854,347.00 | (6,145,653.00) | -68% | |
| Cash Revenue | | 9,000,000.00 | 1,725,197.00 | 1,129,150.00 | 0.00 | 0.00 | 2,854,347.00 | 0.00 | 2,854,347.00 | 2,854,347.00 | (6,145,653.00) | -68% | |
| Non-Tax | | 9,000,000.00 | 1,725,197.00 | 1,129,150.00 | 0.00 | 0.00 | 2,854,347.00 | 0.00 | 2,854,347.00 | 2,854,347.00 | (6,145,653.00) | -68% | |
| Rent/Lease Income | 4020205000 | 550,000.00 | 414,150.00 | 102,625.00 | 0.00 | 0.00 | 516,775.00 | 0.00 | 516,775.00 | 516,775.00 | (33,225.00) | -6% | |
| Income from Hostels/Dormitories and other Like facilities | 4020213000 | 300,000.00 | 13,000.00 | 20,705.00 | 0.00 | 0.00 | 33,705.00 | 0.00 | 33,705.00 | 33,705.00 | (266,295.00) | -89% | |
| Income from Printing and Publication | 4020215000 | 2,850,000.00 | 877,709.00 | 382,480.00 | 0.00 | 0.00 | 1,260,189.00 | 0.00 | 1,260,189.00 | 1,260,189.00 | (1,589,811.00) | -56% | |
| Sale of Animals, Meat and Dairy | 4020216006 | 1,650,000.00 | 20,000.00 | 30,000.00 | 0.00 | 0.00 | 50,000.00 | 0.00 | 50,000.00 | 50,000.00 | (1,600,000.00) | -97% | |
| Other Sales | 4020216099 | 1,850,000.00 | 390,638.00 | 82,830.00 | 0.00 | 0.00 | 473,468.00 | 0.00 | 473,468.00 | 473,468.00 | (1,376,532.00) | -74% | |
| Other Business Income | 4020299099 | 1,800,000.00 | 9,700.00 | 510,510.00 | 0.00 | 0.00 | 520,210.00 | 0.00 | 520,210.00 | 520,210.00 | (1,279,790.00) | -71% | |
| TOTAL | | 9,000,000.00 | 1,725,197.00 | 1,129,150.00 | 0.00 | 0.00 | 2,854,347.00 | 0.00 | 2,854,347.00 | 2,854,347.00 | (6,145,653.00) | -68% | |

Certified Correct:

ARNOLD A. TANDING, CPA, MBA
 Accountant III
 Date: July 10, 2023 03:03 PM

Certified Correct:

ELSIE P. ANDRES
 Budget Officer
 Date: July 10, 2023 03:03 PM

Recommending Approval:

DANILO T. BUEN, MBA
 Director for Finance Management Services
 Date: July 10, 2023 03:04 PM

Approved By:

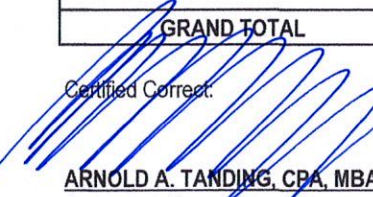
EDUARDO T. BAGTANG, CPA, DBM
 SUC President III
 Date: July 10, 2023 03:05 PM


This report was generated using the Unified Reporting System on July 11, 2023 9:52 AM; Status : SUBMITTED


QUARTERLY REPORT OF REVENUE AND OTHER RECEIPTS
As at the Quarter Ending June 30, 2023

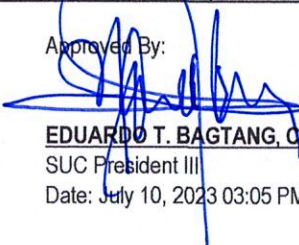
Department : State Universities and Colleges (SUCs)
 Agency : Kalinga State University
 Operating Unit : <not applicable>
 Organization Code : 08 019 0000000
 Funding Cluster : 07 - Trust Receipts

| Classification/Sources of Revenue and Other Receipts | UACS CODE | REVENUE TARGET (Annual) | Actual Revenue and Other Receipts Collections | | | | | Cumulative Remittance/Deposits to Date | | | Variance | | Remarks |
|---|-----------|-------------------------|---|----------------------------|---------------------------------|--------------------------------|----------------------|--|----------------------|----------------------|----------------------|-----------|---------|
| | | | 1st Quarter Ending March 31 | 2nd Quarter Ending June 30 | 3rd Quarter Ending September 30 | 4th Quarter Ending December 31 | Total | Remittance to BTr | Deposited with AGDB | Total | Amount | % | |
| 1 | 2 | 3 | 4 | 5 | 6 | 7 | 8=(4+5+6+7) | 9 | 10 | 11=(9+10) | 12=(8-3) | 13=(12/3) | 14 |
| Trust Receipts | | 0.00 | 3,262,207.81 | 10,652,593.00 | 0.00 | 0.00 | 13,914,800.81 | 0.00 | 13,914,800.81 | 13,914,800.81 | 13,914,800.81 | 0% | |
| Trust Receipts Deposited with Authorized Government Depository Banks (AGDB) | | 0.00 | 3,262,207.81 | 10,652,593.00 | 0.00 | 0.00 | 13,914,800.81 | 0.00 | 13,914,800.81 | 13,914,800.81 | 13,914,800.81 | 0% | |
| Program BOONDOCK (DOST) | | 0.00 | 3,084,505.81 | 0.00 | 0.00 | 0.00 | 3,084,505.81 | 0.00 | 3,084,505.81 | 3,084,505.81 | 3,084,505.81 | 0% | |
| Profiling of Robusta (Coffea Canephora) Coffee in Kalinga (ACDI/VOCA) | | 0.00 | 177,702.00 | 118,468.00 | 0.00 | 0.00 | 296,170.00 | 0.00 | 296,170.00 | 296,170.00 | 296,170.00 | 0% | |
| Tulong-Dunong Program (CHED-CAR) | | 0.00 | 0.00 | 2,879,325.00 | 0.00 | 0.00 | 2,879,325.00 | 0.00 | 2,879,325.00 | 2,879,325.00 | 2,879,325.00 | 0% | |
| Tertiary Education Subsidy (CHED-CAR) | | 0.00 | 0.00 | 7,554,800.00 | 0.00 | 0.00 | 7,554,800.00 | 0.00 | 7,554,800.00 | 7,554,800.00 | 7,554,800.00 | 0% | |
| Financial Assistance for the Improvement of Cultural Heritage & Edu-Tourism Center (Provincial Government of Kalinga) | | 0.00 | 0.00 | 100,000.00 | 0.00 | 0.00 | 100,000.00 | 0.00 | 100,000.00 | 100,000.00 | 100,000.00 | 0% | |
| GRAND TOTAL | | 0.00 | 3,262,207.81 | 10,652,593.00 | 0.00 | 0.00 | 13,914,800.81 | 0.00 | 13,914,800.81 | 13,914,800.81 | 13,914,800.81 | 0% | |

Certified Correct:

ARNOLD A. TANDING, CPA, MBA
 Accountant III
 Date: July 10, 2023 08:03 PM

Certified Correct:

ELSIE P. ANDRES
 Budget Officer
 Date: July 10, 2023 03:03 PM

Recommending Approval:

DANILO T. BUEN, MBA
 Director for Finance Management Services
 Date: July 10, 2023 03:04 PM

Approved By:

EDUARDO T. BAGTANG, CPA, DBM
 SUC President III
 Date: July 10, 2023 03:05 PM

This report was generated using the Unified Reporting System on July 11, 2023 10:35 AM; Status : SUBMITTED