

QUARTERLY REPORT OF REVENUE AND OTHER RECEIPTS
As at the Quarter Ending December 31, 2022


Department : State Universities and Colleges (SUCs)
 Agency : Kalinga State University
 Operating Unit : <not applicable>
 Organization Code : 08 019 0000000
 Funding Cluster : 05 - Internally Generated Funds

Classification/Sources of Revenue and Other Receipts	UACS CODE	REVENUE TARGET (Annual)	Actual Revenue and Other Receipts Collections					Cumulative Remittance/Deposits to Date			Variance		Remarks
			1st Quarter Ending March 31	2nd Quarter Ending June 30	3rd Quarter Ending September 30	4th Quarter Ending December 31	Total	Remittance to BTr	Deposited with AGDB	Total	Amount	%	
1	2	3	4	5	6	7	8=(4+5+6+7)	9	10	11=(9+10)	12=(8-3)	13=(12/3)	14
Internally Generated Funds		66,000,000.00	22,180,259.18	3,594,911.92	3,354,858.24	72,921,799.55	102,051,828.89	0.00	102,051,828.89	102,051,828.89	36,051,828.89	55%	
Revenue Collections		66,000,000.00	22,180,259.18	3,594,911.92	3,354,858.24	72,921,799.55	102,051,828.89	0.00	102,051,828.89	102,051,828.89	36,051,828.89	55%	
Cash Revenue		66,000,000.00	22,180,259.18	3,594,911.92	3,354,858.24	72,921,799.55	102,051,828.89	0.00	102,051,828.89	102,051,828.89	36,051,828.89	55%	
Non-Tax		66,000,000.00	22,180,259.18	3,594,911.92	3,354,858.24	72,921,799.55	102,051,828.89	0.00	102,051,828.89	102,051,828.89	36,051,828.89	55%	
Other Service Income	4020199099	3,000,000.00	533,365.00	436,730.00	573,560.00	158,495.22	1,702,150.22	0.00	1,702,150.22	1,702,150.22	(1,297,849.78)	-43%	
Tuition Fees	4020201001	38,000,000.00	13,180,248.18	1,544,052.21	1,003,508.20	44,941,665.07	60,669,473.66	0.00	60,669,473.66	60,669,473.66	22,669,473.66	60%	
Income Collected from Students	4020201002	25,000,000.00	8,466,646.00	1,614,129.71	1,777,790.04	27,821,639.26	39,680,205.01	0.00	39,680,205.01	39,680,205.01	14,680,205.01	59%	
TOTAL		66,000,000.00	22,180,259.18	3,594,911.92	3,354,858.24	72,921,799.55	102,051,828.89	0.00	102,051,828.89	102,051,828.89	36,051,828.89	55%	


Certified Correct:


ARNOLD A. TANDING, CPA, MBA
 Accountant III
 Date: 01/27/23 18:01 PM


Certified Correct:


ELSIE P. ANDRES
 Budget Officer
 Date: 1/27/23 6:09 PM

Recommending Approval:


DANILO T. BUEN, MBA
 Director for Finance Management Services
 Date: 1/29/23 6:27 PM

Approved By:


EDUARDO T. BAGTANG, CPA, DBM
 SUC President III
 Date: 1/29/23 6:34 PM

QUARTERLY REPORT OF REVENUE AND OTHER RECEIPTS
As at the Quarter Ending December 31, 2022

Department : State Universities and Colleges (SUCs)
Agency : Kalinga State University
Operating Unit : <not applicable>
Organization Code : 08 019 0000000
Funding Cluster : 06 - Business Related Funds

Classification/Sources of Revenue and Other Receipts	UACS CODE	REVENUE TARGET (Annual)	Actual Revenue and Other Receipts Collections					Cumulative Remittance/Deposits to Date			Variance		Remarks
			1st Quarter Ending March 31	2nd Quarter Ending June 30	3rd Quarter Ending September 30	4th Quarter Ending December 31	Total	Remittance to BTr	Deposited with AGDB	Total	Amount	%	
1	2	3	4	5	6	7	8=(4+5+6+7)	9	10	11=(9+10)	12=(8-3)	13=(12/3)	14
Business Related Funds		8,500,000.00	863,460.22	525,613.04	1,090,575.58	1,116,883.60	3,596,532.44	0.00	3,596,532.44	3,596,532.44	(4,903,467.56)	-58%	
Revenue Collections		8,500,000.00	863,460.22	525,613.04	1,090,575.58	1,116,883.60	3,596,532.44	0.00	3,596,532.44	3,596,532.44	(4,903,467.56)	-58%	
Cash Revenue		8,500,000.00	863,460.22	525,613.04	1,090,575.58	1,116,883.60	3,596,532.44	0.00	3,596,532.44	3,596,532.44	(4,903,467.56)	-58%	
Non-Tax		8,500,000.00	863,460.22	525,613.04	1,090,575.58	1,116,883.60	3,596,532.44	0.00	3,596,532.44	3,596,532.44	(4,903,467.56)	-58%	
Rent/Lease Income	4020205000	520,000.00	28,000.00	159,272.25	115,300.00	61,408.60	363,980.85	0.00	363,980.85	363,980.85	(156,019.15)	-30%	
Income from Hostels/Dormitories and other Like facilities	4020213000	260,000.00	4,000.00	2,030.00	3,000.00	5,800.00	14,830.00	0.00	14,830.00	14,830.00	(245,170.00)	-94%	
Income from Printing and Publication	4020215000	2,612,000.00	525,985.00	106,429.00	420,913.00	756,960.00	1,810,287.00	0.00	1,810,287.00	1,810,287.00	(801,713.00)	-31%	
Sale of Animals, Meat and Dairy	4020216006	1,450,000.00	145,275.22	39,636.79	27,372.58	62,395.00	274,679.59	0.00	274,679.59	274,679.59	(1,175,320.41)	-81%	
Other Sales	4020216099	1,858,000.00	155,990.00	213,045.00	505,940.00	217,330.00	1,092,305.00	0.00	1,092,305.00	1,092,305.00	(765,695.00)	-41%	
Other Business Income	4020299099	1,800,000.00	4,210.00	5,200.00	18,050.00	12,990.00	40,450.00	0.00	40,450.00	40,450.00	(1,759,550.00)	-98%	
TOTAL		8,500,000.00	863,460.22	525,613.04	1,090,575.58	1,116,883.60	3,596,532.44	0.00	3,596,532.44	3,596,532.44	(4,903,467.56)	-58%	
							3,596,532.44		3,596,532.44	3,596,532.44	-4,903,467.56		

Certified Correct:

ARNOLD A. TANDING, CPA, MBA
Accountant III
Date: 01/27/23 18:01 PM

Certified Correct:

ELSIE P. ANDRES
Budget Officer
Date: 1/27/23 6:09 PM

Recommending Approval:

DANILO T. BUEN, MBA
Director for Finance Management Services
Date: 1/29/23 6:27 PM

Approved By:

EDUARDO T. BAGTANG, CPA, DBM
SUC President III
Date: 1/29/23 6:34 PM