


QUARTERLY REPORT OF REVENUE AND OTHER RECEIPTS
As at the Quarter Ending March 31, 2023


Department : State Universities and Colleges (SUCs)
 Agency : Kalinga State University
 Operating Unit : <not applicable>
 Organization Code : 08 019 0000000
 Funding Cluster : 05 - Internally Generated Funds

| Classification/Sources of Revenue and Other Receipts | UACS CODE | REVENUE TARGET (Annual) | Actual Revenue and Other Receipts Collections | | | | Total | Cumulative Remittance/Deposits to Date | | | Variance | | Remarks |
|--|------------|-------------------------|---|----------------------------|---------------------------------|--------------------------------|---------------------|--|---------------------|---------------------|------------------------|-------------|---------|
| | | | 1st Quarter Ending March 31 | 2nd Quarter Ending June 30 | 3rd Quarter Ending September 30 | 4th Quarter Ending December 31 | | Remittance to BTr | Deposited with AGDB | Total | Amount | % | |
| 1 | 2 | 3 | 4 | 5 | 6 | 7 | 8=(4+5+6+7) | 9 | 10 | 11=(9+10) | 12=(8-3) | 13=(12/3) | 14 |
| Internally Generated Funds | | 71,000,000.00 | 2,504,317.50 | 0.00 | 0.00 | 0.00 | 2,504,317.50 | 0.00 | 2,504,317.50 | 2,504,317.50 | (68,495,682.50) | -96% | |
| Revenue Collections | | 71,000,000.00 | 2,504,317.50 | 0.00 | 0.00 | 0.00 | 2,504,317.50 | 0.00 | 2,504,317.50 | 2,504,317.50 | (68,495,682.50) | -96% | |
| Cash Revenue | | 71,000,000.00 | 2,504,317.50 | 0.00 | 0.00 | 0.00 | 2,504,317.50 | 0.00 | 2,504,317.50 | 2,504,317.50 | (68,495,682.50) | -96% | |
| Non-Tax | | 71,000,000.00 | 2,504,317.50 | 0.00 | 0.00 | 0.00 | 2,504,317.50 | 0.00 | 2,504,317.50 | 2,504,317.50 | (68,495,682.50) | -96% | |
| Other Service Income | 4020199099 | 3,500,000.00 | 756,680.50 | 0.00 | 0.00 | 0.00 | 756,680.50 | 0.00 | 756,680.50 | 756,680.50 | (2,743,319.50) | -78% | |
| Tuition Fees | 4020201001 | 41,500,000.00 | 926,523.77 | 0.00 | 0.00 | 0.00 | 926,523.77 | 0.00 | 926,523.77 | 926,523.77 | (40,573,476.23) | -98% | |
| Income Collected from Students | 4020201002 | 26,000,000.00 | 821,113.23 | 0.00 | 0.00 | 0.00 | 821,113.23 | 0.00 | 821,113.23 | 821,113.23 | (25,178,886.77) | -97% | |
| TOTAL | | 71,000,000.00 | 2,504,317.50 | 0.00 | 0.00 | 0.00 | 2,504,317.50 | 0.00 | 2,504,317.50 | 2,504,317.50 | (68,495,682.50) | -96% | |


Certified Correct:


ARNOLD A. TANDING, CPA, MBA
 Accountant III
 Date: 04/17/23 21:04 PM


Certified Correct:


ELSIE P. ANDRES
 Budget Officer
 Date: 04/17/23 21:04 PM

Recommending Approval:


DANILO T. BUEN, MBA
 Director for Finance Management Services
 Date: 4/17/23 9:58 PM

Approved By:


EDUARDO T. BAGTANG, CPA, DBM
 SUC President III
 Date: 4/17/23 9:59 PM

QUARTERLY REPORT OF REVENUE AND OTHER RECEIPTS
As at the Quarter Ending March 31, 2023


Department : State Universities and Colleges (SUCs)
 Agency : Kalinga State University
 Operating Unit : <not applicable>
 Organization Code : 08 019 0000000
 Funding Cluster : 06 - Business Related Funds

| Classification/Sources of Revenue and Other Receipts | UACS CODE | REVENUE TARGET (Annual) | Actual Revenue and Other Receipts Collections | | | | | Cumulative Remittance/Deposits to Date | | | Variance | | Remarks |
|---|------------|-------------------------|---|----------------------------|---------------------------------|--------------------------------|---------------------|--|---------------------|---------------------|-----------------------|-------------|---------|
| | | | 1st Quarter Ending March 31 | 2nd Quarter Ending June 30 | 3rd Quarter Ending September 30 | 4th Quarter Ending December 31 | Total | Remittance to BTr | Deposited with AGDB | Total | Amount | % | |
| 1 | 2 | 3 | 4 | 5 | 6 | 7 | 8=(4+5+6+7) | 9 | 10 | 11=(9+10) | 12=(8-3) | 13=(12/3) | 14 |
| Business Related Funds | | 9,000,000.00 | 1,725,197.00 | 0.00 | 0.00 | 0.00 | 1,725,197.00 | 0.00 | 1,725,197.00 | 1,725,197.00 | (7,274,803.00) | -81% | |
| Revenue Collections | | 9,000,000.00 | 1,725,197.00 | 0.00 | 0.00 | 0.00 | 1,725,197.00 | 0.00 | 1,725,197.00 | 1,725,197.00 | (7,274,803.00) | -81% | |
| Cash Revenue | | 9,000,000.00 | 1,725,197.00 | 0.00 | 0.00 | 0.00 | 1,725,197.00 | 0.00 | 1,725,197.00 | 1,725,197.00 | (7,274,803.00) | -81% | |
| Non-Tax | | 9,000,000.00 | 1,725,197.00 | 0.00 | 0.00 | 0.00 | 1,725,197.00 | 0.00 | 1,725,197.00 | 1,725,197.00 | (7,274,803.00) | -81% | |
| Rent/Lease Income | 4020205000 | 550,000.00 | 414,150.00 | 0.00 | 0.00 | 0.00 | 414,150.00 | 0.00 | 414,150.00 | 414,150.00 | (135,850.00) | -25% | |
| Income from Hostels/Dormitories and other Like facilities | 4020213000 | 300,000.00 | 13,000.00 | 0.00 | 0.00 | 0.00 | 13,000.00 | 0.00 | 13,000.00 | 13,000.00 | (287,000.00) | -96% | |
| Income from Printing and Publication | 4020215000 | 2,850,000.00 | 877,709.00 | 0.00 | 0.00 | 0.00 | 877,709.00 | 0.00 | 877,709.00 | 877,709.00 | (1,972,291.00) | -69% | |
| Sale of Animals, Meat and Dairy | 4020216006 | 1,650,000.00 | 20,000.00 | 0.00 | 0.00 | 0.00 | 20,000.00 | 0.00 | 20,000.00 | 20,000.00 | (1,630,000.00) | -99% | |
| Other Sales | 4020216099 | 1,850,000.00 | 390,638.00 | 0.00 | 0.00 | 0.00 | 390,638.00 | 0.00 | 390,638.00 | 390,638.00 | (1,459,362.00) | -79% | |
| Other Business Income | 4020299099 | 1,800,000.00 | 9,700.00 | 0.00 | 0.00 | 0.00 | 9,700.00 | 0.00 | 9,700.00 | 9,700.00 | (1,790,300.00) | -99% | |
| TOTAL | | 9,000,000.00 | 1,725,197.00 | 0.00 | 0.00 | 0.00 | 1,725,197.00 | 0.00 | 1,725,197.00 | 1,725,197.00 | (7,274,803.00) | -81% | |


Certified Correct:


ARNOLD A. TANDING, CPA, MBA
 Accountant III
 Date: 04/17/23 21:04 PM


Certified Correct:


ELSIE P. ANDRES
 Budget Officer
 Date: 04/17/23 21:04 PM

Recommending Approval:


DANILO T. BUEN, MBA
 Director for Finance Management Services
 Date: 4/17/23 9:58 PM

Approved By:


EDUARDO T. BAGTANG, CPA, DBM
 SUC President III
 Date: 4/17/23 9:59 PM