

**QUARTERLY REPORT OF REVENUE AND OTHER RECEIPTS**  
As at the Quarter Ending September 30, 2020


Department : State Universities and Colleges (SUCs)  
 Agency : Kalinga State University  
 Operating Unit : <not applicable>  
 Organization Code : 08 019 0000000  
 Funding Cluster : 05 - Internally Generated Funds

Classification/Sources of Revenue and Other Receipts	UACS CODE	REVENUE TARGET (Annual)	Actual Revenue and Other Receipts Collections					Cumulative Remittance/Deposits to Date			Variance		Remarks
			1st Quarter Ending March 31	2nd Quarter Ending June 30	3rd Quarter Ending September 30	4th Quarter Ending December 31	Total	Remittance to BTr	Deposited with AGDB	Total	Amount	%	
1	2	3	4	5	6	7	8=(4+5+6+7)	9	10	11=(9+10)	12=(8-3)	13=(12/3)	14
Internally Generated Funds		59,131,000.00	29,227,296.04	1,545,991.50	8,118,459.42	0.00	38,891,746.96	0.00	38,891,746.96	38,891,746.96	(20,239,253.04)	-34%	
Revenue Collections		59,131,000.00	29,227,296.04	1,545,991.50	8,118,459.42	0.00	38,891,746.96	0.00	38,891,746.96	38,891,746.96	(20,239,253.04)	-34%	
Cash Revenue		59,131,000.00	29,227,296.04	1,545,991.50	8,118,459.42	0.00	38,891,746.96	0.00	38,891,746.96	38,891,746.96	(20,239,253.04)	-34%	
Non-Tax		59,131,000.00	29,227,296.04	1,545,991.50	8,118,459.42	0.00	38,891,746.96	0.00	38,891,746.96	38,891,746.96	(20,239,253.04)	-34%	
Other Service Income	4020199099	800,000.00	59,060.00	420,165.00	240,985.00	0.00	720,210.00	0.00	720,210.00	720,210.00	(79,790.00)	-10%	
Tuition Fees	4020201001	34,288,000.00	16,316,712.54	413,937.00	4,532,484.09	0.00	21,263,133.63	0.00	21,263,133.63	21,263,133.63	(13,024,866.37)	-38%	
Income Collected from Students	4020201002	23,186,000.00	12,486,288.50	670,814.50	3,325,579.33	0.00	16,482,682.33	0.00	16,482,682.33	16,482,682.33	(6,703,317.67)	-29%	
Other School Fees	4020201099	857,000.00	365,235.00	41,075.00	19,411.00	0.00	425,721.00	0.00	425,721.00	425,721.00	(431,279.00)	-50%	
<b>TOTAL</b>		<b>59,131,000.00</b>	<b>29,227,296.04</b>	<b>1,545,991.50</b>	<b>8,118,459.42</b>	<b>0.00</b>	<b>38,891,746.96</b>	<b>0.00</b>	<b>38,891,746.96</b>	<b>38,891,746.96</b>	<b>(20,239,253.04)</b>	<b>-34%</b>	

Certified Correct:

  
**ARNOLD A. TANDING, CPA, MBA**  
 Accountant III  
 Date: 2020-10-20

Recommending Approval:

  
**DANILO T. BUEN, MBA**  
 Director for Finance Management Services  
 Date: 2020-10-20

Approved By:

  
**EDUARDO T. BAGTANG, CPA, DBM**  
 SUC President III  
 Date: 2020-10-20

**QUARTERLY REPORT OF REVENUE AND OTHER RECEIPTS**  
As at the Quarter Ending September 30, 2020

Department : State Universities and Colleges (SUCs)  
 Agency : Kalinga State University  
 Operating Unit : <not applicable>  
 Organization Code : 08 019 0000000  
 Funding Cluster : 06 - Business Related Funds

Classification/Sources of Revenue and Other Receipts	UACS CODE	REVENUE TARGET (Annual)	Actual Revenue and Other Receipts Collections					Cumulative Remittance/Deposits to Date			Variance		Remarks
			1st Quarter Ending March 31	2nd Quarter Ending June 30	3rd Quarter Ending September 30	4th Quarter Ending December 31	Total	Remittance to BTr	Deposited with AGDB	Total	Amount	%	
1	2	3	4	5	6	7	8=(4+5+6+7)	9	10	11=(9+10)	12=(8-3)	13=(12/3)	14
Business Related Funds		7,000,000.00	404,637.88	1,296,704.91	875,181.35	0.00	2,576,524.14	0.00	2,576,524.14	2,576,524.14	(4,423,475.86)	-63%	
Revenue Collections		7,000,000.00	404,637.88	1,296,704.91	875,181.35	0.00	2,576,524.14	0.00	2,576,524.14	2,576,524.14	(4,423,475.86)	-63%	
Cash Revenue		7,000,000.00	404,637.88	1,296,704.91	875,181.35	0.00	2,576,524.14	0.00	2,576,524.14	2,576,524.14	(4,423,475.86)	-63%	
Non-Tax		7,000,000.00	404,637.88	1,296,704.91	875,181.35	0.00	2,576,524.14	0.00	2,576,524.14	2,576,524.14	(4,423,475.86)	-63%	
Rent/Lease Income	4020205000	500,000.00	111,212.88	49,949.57	86,800.00	0.00	247,962.45	0.00	247,962.45	247,962.45	(252,037.55)	-50%	
Hostels/Dormitories and other Like facilities	4020213000	250,000.00	15,500.00	0.00	2,500.00	0.00	18,000.00	0.00	18,000.00	18,000.00	(232,000.00)	-93%	
Income from Printing and Publication	4020215000	2,500,000.00	114,640.00	1,155,913.96	252,996.00	0.00	1,523,549.96	0.00	1,523,549.96	1,523,549.96	(976,450.04)	-39%	
Sale of Animals, Meat and Dairy	4020216006	300,000.00	9,000.00	39,098.73	23,600.00	0.00	71,698.73	0.00	71,698.73	71,698.73	(228,301.27)	-76%	
Other Sales	4020216099	1,700,000.00	129,235.00	51,742.65	509,285.35	0.00	690,263.00	0.00	690,263.00	690,263.00	(1,009,737.00)	-59%	
Other Business Income	4020299099	1,750,000.00	25,050.00	0.00	0.00	0.00	25,050.00	0.00	25,050.00	25,050.00	(1,724,950.00)	-99%	
<b>TOTAL</b>		<b>7,000,000.00</b>	<b>404,637.88</b>	<b>1,296,704.91</b>	<b>875,181.35</b>	<b>0.00</b>	<b>2,576,524.14</b>	<b>0.00</b>	<b>2,576,524.14</b>	<b>2,576,524.14</b>	<b>(4,423,475.86)</b>	<b>-63%</b>	

Certified Contact:

**ARNOLD A. TANDING, CPA, MBA**  
Accountant III  
Date: 2020-10-20

Recommending Approval:

**DANILO T. BUEN, MBA**  
Director for Finance Management Services  
Date: 2020-10-20


Approved By:


**EDUARDO T. BAGTANG, CPA, DBM**  
SUC President III  
Date: 2020-10-20


**QUARTERLY REPORT OF REVENUE AND OTHER RECEIPTS**  
As at the Quarter Ending September 30, 2020

Department : State Universities and Colleges (SUCs)  
 Agency : Kalinga State University  
 Operating Unit : <not applicable>  
 Organization Code : 08 019 0000000  
 Funding Cluster : 07 - Trust Receipts

Classification/Sources of Revenue and Other Receipts	UACS CODE	REVENUE TARGET (Annual)	Actual Revenue and Other Receipts Collections					Cumulative Remittance/Deposits to Date			Variance		Remarks
			1st Quarter Ending March 31	2nd Quarter Ending June 30	3rd Quarter Ending September 30	4th Quarter Ending December 31	Total	Remittance to BTr	Deposited with AGDB	Total	Amount	%	
1	2	3	4	5	6	7	8=(4+5+6+7)	9	10	11=(9+10)	12=(8-3)	13=(12/3)	14
Trust Receipts		0.00	34,230,201.00	3,756,379.00	27,192,924.80	0.00	65,179,504.80	0.00	65,179,504.80	65,179,504.80	65,179,504.80	0%	
Trust Receipts Deposited with Authorized Government Depository Banks (AGDB)		0.00	34,230,201.00	3,756,379.00	27,192,924.80	0.00	65,179,504.80	0.00	65,179,504.80	65,179,504.80	65,179,504.80	0%	
Due to NGAs		0.00	34,230,201.00	3,756,379.00	27,192,924.80	0.00	65,179,504.80	0.00	65,179,504.80	65,179,504.80	65,179,504.80	0%	
<b>TOTAL</b>		<b>0.00</b>	<b>34,230,201.00</b>	<b>3,756,379.00</b>	<b>27,192,924.80</b>	<b>0.00</b>	<b>65,179,504.80</b>	<b>0.00</b>	<b>65,179,504.80</b>	<b>65,179,504.80</b>	<b>65,179,504.80</b>	<b>0%</b>	

Certified Correct:  
  
**ARNOLD A. TANDING, CPA, MBA**  
 Accountant III  
 Date: 2020-10-20

Recommending Approval:  
  
**DANILO T. BUEN, MBA**  
 Director for Finance Management Services  
 Date: 2020-10-20

Approved By:  
  
**EDUARDO T. BAGTANG, CPA, DBM**  
 SUC President III  
 Date: 2020-10-20