

FY 2024 FINANCIAL PLAN  
(In Thousand Pesos)

Department: State Universities and Colleges (SUCs)  
 Agency: Kalinga State University  
 Operating Unit: < not applicable >  
 Organization Code (UACS): 08 019 0000000

| Particulars  | UACS CODE        | Current Year's Obligation   |                              |                | Budget Year Obligation Program |                 |               |               |               |                          |                             |               |              |               |                             |
|--|------------------|-----------------------------|------------------------------|----------------|--------------------------------|-----------------|---------------|---------------|---------------|--------------------------|-----------------------------|---------------|--------------|---------------|-----------------------------|
|  |                  | Actual<br>Jan. 1 - Sept. 30 | Estimate<br>Oct. 1 - Dec. 31 | Total<br>5=3+4 | Total<br>6=11+16               | GAAAO (ANNEX A) |               |               |               |                          | FOR ISSUANCE OF GARO / SARO |               |              |               |                             |
|  |                  |                             |                              |                |                                | Q1              | Q2            | Q3            | Q4            | Sub Total<br>11=7+8+9+10 | Q1                          | Q2            | Q3           | Q4            | Sub Total<br>16=12+13+14+15 |
| 1  | 2                | 3                           | 4                            | 5=3+4          | 6=11+16                        | 7               | 8             | 9             | 10            | 11=7+8+9+10              | 12                          | 13            | 14           | 15            | 16=12+13+14+15              |
| <b>I. Budget Year/ Appropriations</b>                            |                  | <b>210,321</b>              | <b>86,448</b>                | <b>296,769</b> | <b>367,456</b>                 | <b>59,918</b>   | <b>91,193</b> | <b>62,288</b> | <b>78,935</b> | <b>292,334</b>           | <b>6,000</b>                | <b>30,000</b> | <b>6,000</b> | <b>33,122</b> | <b>75,122</b>               |
| General Administration and Support                               | 1000000000000000 | 44,530                      | 28,711                       | 73,241         | 76,724                         | 11,697          | 14,090        | 12,067        | 14,351        | 52,205                   | 6,000                       | 6,000         | 6,000        | 6,519         | 24,519                      |
| General Management and Supervision                               | 100000100001000  | 33,402                      | 17,458                       | 50,860         | 51,835                         | 11,697          | 14,090        | 11,697        | 14,351        | 51,835                   | 0                           | 0             | 0            | 0             | 0                           |
| PS   |                  | 22,184                      | 13,746                       | 35,930         | 36,569                         | 7,881           | 10,274        | 7,881         | 10,533        | 36,569                   | 0                           | 0             | 0            | 0             | 0                           |
| MOOE   |                  | 11,218                      | 3,712                        | 14,930         | 15,266                         | 3,816           | 3,816         | 3,816         | 3,818         | 15,266                   | 0                           | 0             | 0            | 0             | 0                           |
| Administration of Personnel Benefits                             | 100000100002000  | 11,128                      | 11,253                       | 22,381         | 24,889                         | 0               | 0             | 370           | 0             | 370                      | 6,000                       | 6,000         | 6,000        | 6,519         | 24,519                      |
| PS   |                  | 11,128                      | 11,253                       | 22,381         | 24,889                         | 0               | 0             | 370           | 0             | 370                      | 6,000                       | 6,000         | 6,000        | 6,519         | 24,519                      |
| Support to Operations  | 2000000000000000 | 704                         | 242                          | 946            | 963                            | 240             | 240           | 240           | 243           | 963                      | 0                           | 0             | 0            | 0             | 0                           |
| Auxiliary Services   | 200000100001000  | 704                         | 242                          | 946            | 963                            | 240             | 240           | 240           | 243           | 963                      | 0                           | 0             | 0            | 0             | 0                           |
| MOOE   |                  | 704                         | 242                          | 946            | 963                            | 240             | 240           | 240           | 243           | 963                      | 0                           | 0             | 0            | 0             | 0                           |
| Operations   | 3000000000000000 | 165,087                     | 57,495                       | 222,582        | 289,769                        | 47,981          | 76,863        | 49,981        | 64,341        | 239,166                  | 0                           | 24,000        | 0            | 26,603        | 50,603                      |
| HIGHER EDUCATION PROGRAM   | 3101000000000000 | 154,447                     | 51,351                       | 205,798        | 267,683                        | 43,084          | 70,966        | 45,084        | 57,946        | 217,080                  | 0                           | 24,000        | 0            | 26,603        | 50,603                      |
| Provision of Higher Education Services                           | 310100100002000  | 130,608                     | 51,351                       | 181,959        | 214,080                        | 43,084          | 70,966        | 43,084        | 56,946        | 214,080                  | 0                           | 0             | 0            | 0             | 0                           |
| PS   |                  | 115,919                     | 49,974                       | 165,893        | 181,725                        | 38,745          | 51,627        | 38,745        | 52,608        | 181,725                  | 0                           | 0             | 0            | 0             | 0                           |
| MOOE   |                  | 14,689                      | 1,377                        | 16,066         | 17,355                         | 4,339           | 4,339         | 4,339         | 4,338         | 17,355                   | 0                           | 0             | 0            | 0             | 0                           |
| CO   |                  | 0                           | 0                            | 0              | 15,000                         | 0               | 15,000        | 0             | 0             | 15,000                   | 0                           | 0             | 0            | 0             | 0                           |
| Project(s)   |                  | 23,839                      | 0                            | 23,839         | 53,603                         | 0               | 0             | 2,000         | 1,000         | 3,000                    | 0                           | 24,000        | 0            | 26,603        | 50,603                      |
| Locally-Funded Projects  |                  | 23,839                      | 0                            | 23,839         | 53,603                         | 0               | 0             | 2,000         | 1,000         | 3,000                    | 0                           | 24,000        | 0            | 26,603        | 50,603                      |
| Capacity Development on Futures Thinking and Strategic Foresight | 310100200011000  | 0                           | 0                            | 0              | 2,000                          | 0               | 0             | 1,000         | 1,000         | 2,000                    | 0                           | 0             | 0            | 0             | 0                           |
| MOOE   |                  | 0                           | 0                            | 0              | 2,000                          | 0               | 0             | 1,000         | 1,000         | 2,000                    | 0                           | 0             | 0            | 0             | 0                           |
| Free Higher Education  | 310100200013000  | 23,839                      | 0                            | 23,839         | 50,603                         | 0               | 0             | 0             | 0             | 0                        | 0                           | 24,000        | 0            | 26,603        | 50,603                      |
| MOOE   |                  | 23,839                      | 0                            | 23,839         | 50,603                         | 0               | 0             | 0             | 0             | 0                        | 0                           | 24,000        | 0            | 26,603        | 50,603                      |
| Tulong Dunong Program  | 310100200015000  | 0                           | 0                            | 0              | 1,000                          | 0               | 0             | 1,000         | 0             | 1,000                    | 0                           | 0             | 0            | 0             | 0                           |
| MOOE   |                  | 0                           | 0                            | 0              | 1,000                          | 0               | 0             | 1,000         | 0             | 1,000                    | 0                           | 0             | 0            | 0             | 0                           |
| RESEARCH PROGRAM   | 3202000000000000 | 5,811                       | 2,321                        | 8,132          | 13,278                         | 2,695           | 3,695         | 2,695         | 4,193         | 13,278                   | 0                           | 0             | 0            | 0             | 0                           |
| Conduct of Research Services                                     | 320200100001000  | 5,811                       | 2,321                        | 8,132          | 8,278                          | 2,070           | 2,070         | 2,070         | 2,068         | 8,278                    | 0                           | 0             | 0            | 0             | 0                           |
| MOOE   |                  | 5,811                       | 2,321                        | 8,132          | 8,278                          | 2,070           | 2,070         | 2,070         | 2,068         | 8,278                    | 0                           | 0             | 0            | 0             | 0                           |
| Project(s)   |                  | 0                           | 0                            | 0              | 5,000                          | 625             | 1,625         | 625           | 2,125         | 5,000                    | 0                           | 0             | 0            | 0             | 0                           |
| Locally-Funded Projects  |                  | 0                           | 0                            | 0              | 5,000                          | 625             | 1,625         | 625           | 2,125         | 5,000                    | 0                           | 0             | 0            | 0             | 0                           |

FY 2024 FINANCIAL PLAN  
(In Thousand Pesos)


Department: State Universities and Colleges (SUCs)  
 Agency: Kalinga State University  
 Operating Unit: < not applicable >  
 Organization Code (UACS): 08 019 0000000

| Particulars   | UACS CODE        | Current Year's Obligation |                  |                | Budget Year Obligation Program |                 |               |               |               |                |                             |               |               |               |                |
|---|------------------|---------------------------|------------------|----------------|--------------------------------|-----------------|---------------|---------------|---------------|----------------|-----------------------------|---------------|---------------|---------------|----------------|
|   |                  | Actual                    | Estimate         | Total          | Total                          | GAAAO (ANNEX A) |               |               |               |                | FOR ISSUANCE OF GARO / SARO |               |               |               |                |
|   |                  | Jan. 1 - Sept. 30         | Oct. 1 - Dec. 31 | 5=3+4          | 6=11+16                        | Q1              | Q2            | Q3            | Q4            | Sub Total      | Q1                          | Q2            | Q3            | Q4            | Sub Total      |
| 1   | 2                | 3                         | 4                | 5=3+4          | 6=11+16                        | 7               | 8             | 9             | 10            | 11=7+8+9+10    | 12                          | 13            | 14            | 15            | 16=12+13+14+15 |
| Bamboo Industry Development for Environment Conservation and Countryside Post-COVID Economic Recovery | 320200200001000  | 0                         | 0                | 0              | 5,000                          | 625             | 1,625         | 625           | 2,125         | 5,000          | 0                           | 0             | 0             | 0             | 0              |
| MOOE  |                  | 0                         | 0                | 0              | 2,500                          | 625             | 625           | 625           | 625           | 2,500          | 0                           | 0             | 0             | 0             | 0              |
| CO  |                  | 0                         | 0                | 0              | 2,500                          | 0               | 1,000         | 0             | 1,500         | 2,500          | 0                           | 0             | 0             | 0             | 0              |
| TECHNICAL ADVISORY EXTENSION PROGRAM  | 3301000000000000 | 4,829                     | 3,823            | 8,652          | 8,808                          | 2,202           | 2,202         | 2,202         | 2,202         | 8,808          | 0                           | 0             | 0             | 0             | 0              |
| Provision of Extension Services   | 330100100001000  | 4,829                     | 3,823            | 8,652          | 8,808                          | 2,202           | 2,202         | 2,202         | 2,202         | 8,808          | 0                           | 0             | 0             | 0             | 0              |
| MOOE  |                  | 4,829                     | 3,823            | 8,652          | 8,808                          | 2,202           | 2,202         | 2,202         | 2,202         | 8,808          | 0                           | 0             | 0             | 0             | 0              |
| <b>II. Automatic Appropriations</b>   |                  | <b>14,561</b>             | <b>5,524</b>     | <b>20,085</b>  | <b>19,455</b>                  | <b>0</b>        | <b>0</b>      | <b>0</b>      | <b>0</b>      | <b>0</b>       | <b>4,863</b>                | <b>4,863</b>  | <b>4,863</b>  | <b>4,866</b>  | <b>19,455</b>  |
| Retirement and Life Insurance Premiums  |                  | 2,207                     | 1,371            | 3,578          | 2,876                          | 0               | 0             | 0             | 0             | 0              | 719                         | 719           | 719           | 719           | 2,876          |
| General Administration and Support  | 1000000000000000 | 2,207                     | 1,371            | 3,578          | 2,876                          | 0               | 0             | 0             | 0             | 0              | 719                         | 719           | 719           | 719           | 2,876          |
| General Management and Supervision  | 100000100001000  | 2,207                     | 1,371            | 3,578          | 2,876                          | 0               | 0             | 0             | 0             | 0              | 719                         | 719           | 719           | 719           | 2,876          |
| PS  |                  | 2,207                     | 1,371            | 3,578          | 2,876                          | 0               | 0             | 0             | 0             | 0              | 719                         | 719           | 719           | 719           | 2,876          |
| Operations  | 3000000000000000 | 12,354                    | 4,153            | 16,507         | 16,579                         | 0               | 0             | 0             | 0             | 0              | 4,144                       | 4,144         | 4,144         | 4,147         | 16,579         |
| HIGHER EDUCATION PROGRAM  | 3101000000000000 | 12,354                    | 4,153            | 16,507         | 16,579                         | 0               | 0             | 0             | 0             | 0              | 4,144                       | 4,144         | 4,144         | 4,147         | 16,579         |
| Provision of Higher Education Services  | 310100100002000  | 12,354                    | 4,153            | 16,507         | 16,579                         | 0               | 0             | 0             | 0             | 0              | 4,144                       | 4,144         | 4,144         | 4,147         | 16,579         |
| PS  |                  | 12,354                    | 4,153            | 16,507         | 16,579                         | 0               | 0             | 0             | 0             | 0              | 4,144                       | 4,144         | 4,144         | 4,147         | 16,579         |
| <b>Total, Current Year Budget / Appropriations</b>  |                  | <b>224,882</b>            | <b>91,972</b>    | <b>316,854</b> | <b>386,911</b>                 | <b>59,918</b>   | <b>91,193</b> | <b>62,288</b> | <b>78,935</b> | <b>292,334</b> | <b>10,863</b>               | <b>34,863</b> | <b>10,863</b> | <b>37,988</b> | <b>94,577</b>  |
| PS  |                  | <b>163,792</b>            | <b>80,497</b>    | <b>244,289</b> | <b>262,638</b>                 | <b>46,626</b>   | <b>61,901</b> | <b>46,996</b> | <b>63,141</b> | <b>218,664</b> | <b>10,863</b>               | <b>10,863</b> | <b>10,863</b> | <b>11,385</b> | <b>43,974</b>  |
| MOOE  |                  | <b>61,090</b>             | <b>11,475</b>    | <b>72,565</b>  | <b>106,773</b>                 | <b>13,292</b>   | <b>13,292</b> | <b>15,292</b> | <b>14,294</b> | <b>56,170</b>  | <b>0</b>                    | <b>24,000</b> | <b>0</b>      | <b>26,603</b> | <b>50,603</b>  |
| CO  |                  | <b>0</b>                  | <b>0</b>         | <b>0</b>       | <b>17,500</b>                  | <b>0</b>        | <b>16,000</b> | <b>0</b>      | <b>1,500</b>  | <b>17,500</b>  | <b>0</b>                    | <b>0</b>      | <b>0</b>      | <b>0</b>      | <b>0</b>       |
| Recapitulation by Program   |                  | 177,441                   | 61,648           | 239,089        | 306,348                        | 47,981          | 76,863        | 49,981        | 64,341        | 239,166        | 4,144                       | 28,144        | 4,144         | 30,750        | 67,182         |
| HIGHER EDUCATION PROGRAM  | 3101000000000000 | 166,801                   | 55,504           | 222,305        | 284,262                        | 43,084          | 70,966        | 45,084        | 57,946        | 217,080        | 4,144                       | 28,144        | 4,144         | 30,750        | 67,182         |
| RESEARCH PROGRAM  | 3202000000000000 | 5,811                     | 2,321            | 8,132          | 13,278                         | 2,695           | 3,695         | 2,695         | 4,193         | 13,278         | 0                           | 0             | 0             | 0             | 0              |
| TECHNICAL ADVISORY EXTENSION PROGRAM  | 3301000000000000 | 4,829                     | 3,823            | 8,652          | 8,808                          | 2,202           | 2,202         | 2,202         | 2,202         | 8,808          | 0                           | 0             | 0             | 0             | 0              |
| <b>IV. Continuing Appropriations</b>  |                  | <b>93</b>                 | <b>1,909</b>     | <b>2,002</b>   | <b>26,661</b>                  | <b>0</b>        | <b>0</b>      | <b>0</b>      | <b>0</b>      | <b>0</b>       | <b>26,661</b>               | <b>0</b>      | <b>0</b>      | <b>0</b>      | <b>26,661</b>  |
| Operations  | 3000000000000000 | 93                        | 1,909            | 2,002          | 26,661                         | 0               | 0             | 0             | 0             | 0              | 26,661                      | 0             | 0             | 0             | 26,661         |
| HIGHER EDUCATION PROGRAM  | 3101000000000000 | 93                        | 1,909            | 2,002          | 26,661                         | 0               | 0             | 0             | 0             | 0              | 26,661                      | 0             | 0             | 0             | 26,661         |


**FY 2024 FINANCIAL PLAN**  
(In Thousand Pesos)


Department: **State Universities and Colleges (SUCs)**  
 Agency: **Kalinga State University**  
 Operating Unit: **< not applicable >**  
 Organization Code (UACS): **08 019 0000000**

| Particulars  | UACS CODE       | Current Year's Obligation |                  |       | Budget Year Obligation Program |                 |    |    |    |             |                             |    |    |    |                |        |
|--|-----------------|---------------------------|------------------|-------|--------------------------------|-----------------|----|----|----|-------------|-----------------------------|----|----|----|----------------|--------|
|  |                 | Actual                    | Estimate         | Total | Total                          | GAAAO (ANNEX A) |    |    |    |             | FOR ISSUANCE OF GARO / SARO |    |    |    |                |        |
|  |                 | Jan. 1 - Sept. 30         | Oct. 1 - Dec. 31 | 5=3+4 | 6=11+16                        | Q1              | Q2 | Q3 | Q4 | Sub Total   | Q1                          | Q2 | Q3 | Q4 | Sub Total      |        |
| 1  | 2               | 3                         | 4                | 5=3+4 | 6=11+16                        | 7               | 8  | 9  | 10 | 11=7+8+9+10 | 12                          | 13 | 14 | 15 | 16=12+13+14+15 |        |
| Project(s)   |                 | 93                        | 1,909            | 2,002 | 26,661                         | 0               | 0  | 0  | 0  | 0           | 26,661                      | 0  | 0  | 0  | 0              | 26,661 |
| Locally-Funded Projects  |                 | 93                        | 1,909            | 2,002 | 26,661                         | 0               | 0  | 0  | 0  | 0           | 26,661                      | 0  | 0  | 0  | 0              | 26,661 |
| Capacity Development on Futures Thinking and Strategic Foresight | 310100200011000 | 91                        | 1,909            | 2,000 | 2,000                          | 0               | 0  | 0  | 0  | 0           | 2,000                       | 0  | 0  | 0  | 0              | 2,000  |
| MOOE   |                 | 91                        | 1,909            | 2,000 | 2,000                          | 0               | 0  | 0  | 0  | 0           | 2,000                       | 0  | 0  | 0  | 0              | 2,000  |
| Free Higher Education  | 310100200013000 | 2                         | 0                | 2     | 20,361                         | 0               | 0  | 0  | 0  | 0           | 20,361                      | 0  | 0  | 0  | 0              | 20,361 |
| MOOE   |                 | 2                         | 0                | 2     | 20,361                         | 0               | 0  | 0  | 0  | 0           | 20,361                      | 0  | 0  | 0  | 0              | 20,361 |
| Tulong Dunong Program  | 310100200015000 | 0                         | 0                | 0     | 1,300                          | 0               | 0  | 0  | 0  | 0           | 1,300                       | 0  | 0  | 0  | 0              | 1,300  |
| MOOE   |                 | 0                         | 0                | 0     | 1,300                          | 0               | 0  | 0  | 0  | 0           | 1,300                       | 0  | 0  | 0  | 0              | 1,300  |
| Higer Education Research and Innovation Project                  | 310100200015000 | 0                         | 0                | 0     | 3,000                          | 0               | 0  | 0  | 0  | 0           | 3,000                       | 0  | 0  | 0  | 0              | 3,000  |
| MOOE   |                 | 0                         | 0                | 0     | 3,000                          | 0               | 0  | 0  | 0  | 0           | 3,000                       | 0  | 0  | 0  | 0              | 3,000  |

Certified Correct:  
  
**ELSIE P. ANDRES**  
 Administrative Officer V (Budget Officer)  
 Date: January 19, 2024 01:50 PM

Certified Correct:  
  
**ARNOLD A. TANDING, CPA**  
 Supervising Administrative Officer  
 Date: January 19, 2024 01:50 PM

Recommending Approval By:  
  
**DANILO T. BUEN, MBA**  
 Chief Administrative Officer (Director, FMS)  
 Date: January 19, 2024 01:51 PM

Approved By:  
  
**EDUARDO T. BAGTANG, CPA, DBM**  
 SUC President III  
 Date: January 19, 2024 01:52 PM