

MONTHLY REPORT OF DISBURSEMENT

For the month ended January 31, 2016


Department/Agency : **STATE UNIVERSITIES AND COLLEGES**
 Agency : **KALINGA STATE UNIVERSITY**
 Organizational Code (UACS) :
 Fund Cluster : **01-Regular Agency Fund**

PARTICULARS	CURRENT YEAR'S BUDGET					PRIOR YEAR'S BUDGET											Sub-total	TRUST LIABILITIES				GRAND TOTAL					Remarks	
						PRIOR YEARS' BUDGET					PRIOR YEARS' OBLIGATION							TOTAL	PS	MOOE	CO	TOTAL	PS	MOOE	Fin. Exp.	CO		TOTAL
	PS	MOOE	Fin. Exp.	CO	TOTAL	PS	MOOE	Fin. Exp.	CO	Sub-total	PS	MOOE	Fin. Exp.	CO	Sub-total	PS												
1	2	3	4	5	6=(2+3+4+5)	7	8	9	10	11=(7+8+9+10)	12	13	14	15	16=12+13+14+15	17=(11+16)	18=(6+17)	19	20	21	22=(19+20+21)	23	24	25	26	27=(23+24+25+26)	28	
NOTICE OF CASH ALLOCATION																												
MDS CHECKS ISSUED	2,543,109.60	251,969.18			2,795,078.78					-					-	-	2,795,078.78				-	2,543,109.60	251,969.18			2,795,078.78		
ADVICE TO DEBIT ACCOUNT	2,642,192.33	315,811.05			2,958,003.38					-					-	-	2,958,003.38				-					-		
Working Fund (NCA Issued to BTr)					-					-					-	-	-				-					-		
TAX REMITTANCE ADVICES ISSUED	784,909.00	15,361.82			800,270.82					-					-	-	800,270.82				-	784,909.00	15,361.82			800,270.82		
CASH DISBURSEMENT CEILING					-					-					-	-	-				-					-		
NON-CASH AVAILMENT AUTHORITY (NCAA)					-					-					-	-	-				-					-		
Others (CDT, BTr Docs Stamp, Etc.)					-					-					-	-	-				-					-		
TOTAL	5,970,210.93	583,142.05		-	6,553,352.98	-	-		-	-	-	-	-	-	-	-	6,553,352.98	-	-	-	-	3,328,018.60	267,331.00			3,595,349.60		


SUMMARY

	<u>Previous report</u>	<u>This Month</u>	<u>As of Date</u>		<u>Previous report</u>	<u>This Month</u>	<u>As of Date</u>
Total Disbursement Authority Received							
NCA		8,557,650.00	8,557,650.00		-	9,357,920.82	9,357,920.82
Working Fund	-		-		-	5,753,082.16	5,753,082.16
TRA		800,270.82	800,270.82		-	3,604,838.66	3,604,838.66
CDC	-		-		-		
NCAA	-		-		-		
Others	-		-		-		
Less: Notice of Transfer Allocation (NTA) issued							
Total Disbursement Authorities Available	-	9,357,920.82	9,357,920.82		-		
Less: Lapse NCA							
Disbursements		5,753,082.16	5,753,082.16				
Balance of Disbursement Authorities as of to date	-	3,604,838.66	3,604,838.66				

Certified Correct:


ARNOLD A. TANDING, CPA, MBA
 Accountant III

Approved:


JOVITA E. SAGUIBON, Ph.D.
 SUC President III

MONTHLY REPORT OF DISBURSEMENT

For the month ended February 29, 2016

Department/Agency : **STATE UNIVERSITIES AND COLLEGES**
 Agency : **KALINGA STATE UNIVERSITY**
 Organizational Code (UACS) :
 Fund Cluster : **01-Regular Agency Fund**


PARTICULARS	CURRENT YEAR'S BUDGET					PRIOR YEAR'S BUDGET											Sub-total	TRUST LIABILITIES				GRAND TOTAL					Remarks
						PRIOR YEARS' BUDGET					PRIOR YEARS' OBLIGATION							TOTAL	PS	MOOE	CO	TOTAL	PS	MOOE	Fin. Exp.	CO	
	PS	MOOE	Fin. Exp.	CO	TOTAL	PS	MOOE	Fin. Exp.	CO	Sub-total	PS	MOOE	Fin. Exp.	CO	Sub-total	PS											
1	2	3	4	5	6=(2+3+4+5)	7	8	9	10	11=(7+8+9+10)	12	13	14	15	16=12+13+14+15	17=(11+16)	18=(6+17)	19	20	21	22=(19+20+21)	23	24	25	26	27=(23+24+25+26)	28
NOTICE OF CASH ALLOCATION																											
MDS CHECKS ISSUED	3,867,300.90	334,127.72			4,201,428.62					-					-	-	4,201,428.62				-	3,867,300.90	334,127.72			4,201,428.62	
ADVICE TO DEBIT ACCOUNT	1,849,328.94	1,282,544.12			3,131,873.06					-					-	-	3,131,873.06				-	1,849,328.94	1,282,544.12			3,131,873.06	
Working Fund (NCA Issued to BTr)					-					-					-	-	-				-	-				-	
TAX REMITTANCE ADVICES ISSUED	820,864.77	35,958.18			856,822.95					-					-	-	856,822.95				-	820,864.77	35,958.18			856,822.95	
CASH DISBURSEMENT CEILING					-					-					-	-	-				-	-				-	
NON-CASH AVAILMENT AUTHORITY (NCAA)					-					-					-	-	-				-	-				-	
Others (CDT, BTr Docs Stamp, Etc.)					-					-					-	-	-				-	-				-	
TOTAL	6,537,494.61	1,652,630.02			8,190,124.63					-					-	-	8,190,124.63				-	6,537,494.61	1,652,630.02			8,190,124.63	

SUMMARY


	Previous report	This Month	As of Date
Total Disbursement Authority Received			
NCA	8,557,650.00	8,132,300.00	16,689,950.00
Working Fund	-		-
TRA	800,270.82	856,822.95	1,657,093.77
CDC	-		-
NCAA	-		-
Others	-		-
Less: Notice of Transfer Allocation (NTA) issued			
Total Disbursement Authorities Available	9,357,920.82	8,989,122.95	18,347,043.77
Less: Lapse NCA			
Disbursements	5,753,082.16	7,333,301.68	13,086,383.84
Balance of Disbursement Authorities as of to date	3,604,838.66	1,655,821.27	5,260,659.93

	Previous report	This Month	As of Date
Total Disb Program	9,357,920.82	8,989,122.95	18,347,043.77
Less: Actual Disbursement	5,753,082.16	7,333,301.68	13,086,383.84
(Over)/Under spending	3,604,838.66	1,655,821.27	5,260,659.93

Certified Correct:


ARNOLD A. TANDING, CPA, MBA
 Accountant III

Approved:


JESVITA E. SAGUIS, Ph.D.
 SUC President III

MONTHLY REPORT OF DISBURSEMENT

For the month ended March 31, 2016

Department/Agency : **STATE UNIVERSITIES AND COLLEGES**
 Agency : **KALINGA STATE UNIVERSITY**
 Organizational Code (UACS) :
 Fund Cluster : **01-Regular Agency Fund**

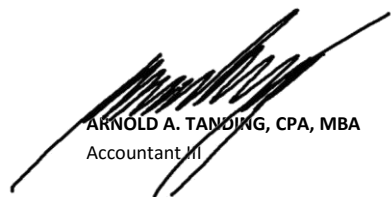
PARTICULARS	CURRENT YEAR'S BUDGET					PRIOR YEAR'S BUDGET											Sub-total	TRUST LIABILITIES				GRAND TOTAL					Remarks	
						PRIOR YEARS' BUDGET					PRIOR YEARS' OBLIGATION							TOTAL	PS	MOOE	CO	TOTAL	PS	MOOE	Fin. Exp.	CO		TOTAL
	PS	MOOE	Fin. Exp.	CO	TOTAL	PS	MOOE	Fin. Exp.	CO	Sub-total	PS	MOOE	Fin. Exp.	CO	Sub-total	TOTAL												
1	2	3	4	5	6=(2+3+4+5)	7	8	9	10	11=(7+8+9+10)	12	13	14	15	16=12+13+14+15	17=(11+16)	18=(6+17)	19	20	21	22=(19+20+21)	23	24	25	26	27=(23+24+25+26)	28	
NOTICE OF CASH ALLOCATION																												
MDS CHECKS ISSUED	4,431,660.73	690,625.59		3,544,036.26	8,666,322.58					-					-	-	8,666,322.58				-	4,431,660.73	690,625.59			5,122,286.32		
ADVICE TO DEBIT ACCOUNT	5,067,581.22	1,384,406.97			6,451,988.19					-					-	-	6,451,988.19				-	5,067,581.22	1,384,406.97			6,451,988.19		
Working Fund (NCA Issued to BTr)					-					-					-	-	-				-	-				-		
TAX REMITTANCE ADVICES ISSUED	637,632.92	45,902.53			683,535.45					-					-	-	683,535.45				-	637,632.92	45,902.53			683,535.45		
CASH DISBURSEMENT CEILING					-					-					-	-	-				-	-				-		
NON-CASH AVAILMENT AUTHORITY (NCAA)					-					-					-	-	-				-	-				-		
Others (CDT, BTr Docs Stamp, Etc.)					-					-					-	-	-				-	-				-		
TOTAL	10,136,874.87	2,120,935.09		3,544,036.26	15,801,846.22	-	-	-	-	-	-	-	-	-	-	-	15,801,846.22	-	-	-	-	10,136,874.87	2,120,935.09			12,257,809.96		

SUMMARY


	<u>Previous report</u>	<u>This Month</u>	<u>As of Date</u>
Total Disbursement Authority Received			
NCA	16,689,950.00	12,069,256.00	28,759,206.00
Working Fund	-	-	-
TRA	1,657,093.77	683,535.45	2,340,629.22
CDC	-	-	-
NCAA	-	-	-
Others	-	-	-
Less: Notice of Transfer Allocation (NTA) issued			
Total Disbursement Authorities Available	18,347,043.77	12,752,791.45	31,099,835.22
Less: Lapse NCA			
Disbursements	13,086,383.84	15,118,310.77	28,204,694.61
Balance of Disbursement Authorities as of to date	5,260,659.93	(2,365,519.32)	2,895,140.61

	<u>Previous report</u>	<u>This Month</u>	<u>As of Date</u>
Total Disb Program	18,347,043.77	12,752,791.45	31,099,835.22
Less: Actual Disbursement	13,086,383.84	15,118,310.77	28,204,694.61
(Over)/Under spending	5,260,659.93	(2,365,519.32)	2,895,140.61

Certified Correct:


ARNOLD A. TANDING, CPA, MBA
 Accountant III

Approved:


JOVITA E. SAGUIBO, Ph.D.
 SUC President III