

QUARTERLY PHYSICAL REPORT OF OPERATION
As of December 31, 2023

Department :State Universities and Colleges (SUCs)
Agency :Kalinga State University
Operating Unit :<not applicable>
Organization Code :08 019 0000000

| Particulars | UACS CODE | Physical Targets (Budget Year) | | | | | Physical Accomplishments (Budget Year) | | | | | Variance as of December 31, 2023 | Remarks |
|--|-----------------|--------------------------------|-------------|-------------|-------------|--------|--|-------------|-------------|-------------|---------|----------------------------------|---------|
| | | 1st Quarter | 2nd Quarter | 3rd Quarter | 4th Quarter | Total | 1st Quarter | 2nd Quarter | 3rd Quarter | 4th Quarter | Total | | |
| 1 | 2 | 3 | 4 | 5 | 6 | 7 | 8 | 9 | 10 | 11 | 12 | 13 | 14 |
| HIGHER EDUCATION PROGRAM | 310100000000000 | | | | | | | | | | | | |
| OO : Relevant and quality tertiary education ensured to achieve inclusive growth and access of deserving but poor students to quality tertiary education increased | | | | | | | | | | | | | |
| Outcome Indicators | | | | | | | | | | | | | |
| 1. Percentage of first-time licensure exam-takers that pass the licensure exams | | 55.00% | 55.00% | 55.00% | 55.00% | 55.00% | 0.00% | 59.29% | 59.55% | 55.50% | 55.50% | 0.50% | |
| 2. Percentage of graduates (2 years prior) that are employed | | 50.00% | 50.00% | 50.00% | 50.00% | 50.00% | 65.07% | 67.64% | 72.41% | 74.02% | 74.02% | 24.02% | |
| Output Indicators | | | | | | | | | | | | | |
| 1. Percentage of undergraduate student population enrolled in CHED-identified priority programs and RDC-identified priority programs | | 90.00% | 90.00% | 90.00% | 90.00% | 90.00% | 90.10% | 91.90% | 91.09% | 90.71% | 90.71% | 0.71% | |
| 2. Percentage of undergraduate programs with accreditation | | 90.00% | 90.00% | 90.00% | 90.00% | 90.00% | 100.00% | 100.00% | 100.00% | 100.00% | 100.00% | 10.00% | |
| RESEARCH PROGRAM | 320200000000000 | | | | | | | | | | | | |
| OO : Higher education research improved to promote economic productivity and innovation | | | | | | | | | | | | | |
| Outcome Indicator | | | | | | | | | | | | | |

QUARTERLY PHYSICAL REPORT OF OPERATION
As of December 31, 2023

Department :State Universities and Colleges (SUCs)
 Agency :Kalinga State University
 Operating Unit :<not applicable>
 Organization Code :08 019 0000000


| Particulars | UACS CODE | Physical Targets (Budget Year) | | | | | Physical Accomplishments (Budget Year) | | | | | Variance as of December 31, 2023 | Remarks |
|---|------------------|--------------------------------|-------------|-------------|-------------|----------|--|-------------|-------------|-------------|----------|----------------------------------|---------|
| | | 1st Quarter | 2nd Quarter | 3rd Quarter | 4th Quarter | Total | 1st Quarter | 2nd Quarter | 3rd Quarter | 4th Quarter | Total | | |
| 1 | 2 | 3 | 4 | 5 | 6 | 7 | 8 | 9 | 10 | 11 | 12 | 13 | 14 |
| 1. Number of research outputs in the last three years utilized by the industry or by other beneficiaries | | 3 | 3 | 3 | 4 | 13 | 5 | 1 | 5 | 2 | 13 | 0 | |
| Output Indicators | | | | | | | | | | | | | |
| 1. Number of research outputs completed within the year | | 19 | 19 | 19 | 18 | 75 | 19 | 39 | 30 | 0 | 88 | 13 | |
| 2. Percentage of research outputs published in internationally-refereed or CHED recognized journal within the year | | 9.00% | 9.00% | 9.00% | 7.00% | 34.00% | 10.23% | 10.23% | 10.23% | 9.08% | 39.77% | 5.77% | |
| TECHNICAL ADVISORY EXTENSION PROGRAM | 3301000000000000 | | | | | | | | | | | | |
| OO : Community engagement increased | | | | | | | | | | | | | |
| Outcome Indicator | | | | | | | | | | | | | |
| 1. Number of active partnerships with LGUs, industries, NGOs, NGAs, SMEs and other stakeholders as a result of extension activities | | 5 | 6 | 6 | 3 | 20 | 7 | 5 | 8 | 13 | 33 | 13 | |
| Output Indicators | | | | | | | | | | | | | |
| 1. Number of trainees weighted by the length of training | | 1,000.00 | 1,250.00 | 1,250.00 | 500.00 | 4,000.00 | 1,025.00 | 1,253.25 | 1,255.00 | 3,808.50 | 7,341.75 | 3,341.75 | |
| 2. Number of extension programs organized and supported consistent with the SUC's mandated and priority programs | | 11 | 17 | 17 | 5 | 50 | 13 | 15 | 18 | 19 | 65 | 15 | |

QUARTERLY PHYSICAL REPORT OF OPERATION
As of December 31, 2023


Department :State Universities and Colleges (SUCs)
 Agency :Kalinga State University
 Operating Unit :<not applicable>
 Organization Code :08 019 0000000

| Particulars | UACS CODE | Physical Targets (Budget Year) | | | | | Physical Accomplishments (Budget Year) | | | | | Variance as of December 31, 2023 | Remarks |
|---|-----------|--------------------------------|-------------|-------------|-------------|--------|--|-------------|-------------|-------------|--------|----------------------------------|---------|
| | | 1st Quarter | 2nd Quarter | 3rd Quarter | 4th Quarter | Total | 1st Quarter | 2nd Quarter | 3rd Quarter | 4th Quarter | Total | | |
| 1 | 2 | 3 | 4 | 5 | 6 | 7 | 8 | 9 | 10 | 11 | 12 | 13 | 14 |
| 3. Percentage of beneficiaries who rate the training course/s and advisory services as satisfactory or higher in terms of quality and relevance | | 95.00% | 95.00% | 95.00% | 95.00% | 95.00% | 100.00% | 100.00% | 100.00% | 99.93% | 99.93% | 4.93% | |


Prepared By:


ELSIE P. ANDRES
 Administrative Officer V (Budget Officer III)
 Date: January 24, 2024 10:21 AM

In coordination with:


RHONJHON R. GARMING, MECE
 Director, Planning and Strategy
 Date: January 24, 2024 10:21 AM

Approved By:


EDUARDO T. BAGTANG, CPA, DBM
 SUC/President III
 Date: January 24, 2024 10:31 AM