



PRESIDENT'S REPORT

October to December, 2016
Accomplishments

By: **DR. EDUARDO T. BAGTANG**
SUC President III



MFO 1: Advanced and Higher Education Services



MFO 1: Advanced and Higher Education Services

Talent Show down by Colleges



MFO 1: Advanced and Higher Education Services



MFO 1: Advanced and Higher Education Services

Program, Project Activities (PPA'S)	Performance Indicators	Accomplishments	Percentage of Accomplishments	CHED STRATEGIC ACTIONS/OUTCOMES
Accreditation of Curricular Programs	Seminar Workshop	The Office of the Quality Assurance conducted a seminar workshop on accreditation of Advanced Accredited Programs for Level III and Level IV and Orientation on Institutional Accreditation on December 8-9, 2016 which was participated by all colleges of the University	100%	<ul style="list-style-type: none"> ▪ Normative Financing ▪ Compliance w/ National Standards (Quality Assurance QA) ▪ Continues Improvement ▪ Global Competitiveness ▪ Normative Financing ▪ SUC Leveling ▪ Compliance with CMOs Policies, Guidelines and Standards (BSGs)

MFO 1: Advanced and Higher Education Services

Program, Project Activities (PPA'S)	Performance Indicator	Accomplishments	Percentage of Accomplishments	CHED Strategies/Actions & Outcomes
Faculty and Staff Development	Number of Faculty & Staff Pursuing Professional Development Target:	Faculty /Staff Pursuing Doctorate Degree as CHED Scholars broken down as follows: 3-Pursuing PhD in Computer Science 1-Pursuing PhD in Nursing 1-Pursuing PhD in Mathematics 1- Pursuing PhD in Education major in Mathematics 1-Pursuing PhD in Criminology 1-Pursuing PhD in English 1-Pursuing PhD in Education major in Science 1- Ph.D. Rhetoric's & Linguistic 2-presently pursuing Doctor in Business Management 1 –Ph.D. Anthropology – Ms. Josefa May S. Buslig	100%	<ul style="list-style-type: none"> ❖Vertically Articulated Degree Program ❖Scholarships to Faculty ❖Relevance & responsiveness ❖ Quality Education & Training ❖Enrolment in accredited & good performing College & Universities ❖Normative Financing ❖ Human Resource Development ❖ National and International Networking for Career Advancement of Faculty
	10 faculty to pursue Doctorate degree	Faculty Members Pursuing MS/MA as CHED Scholars are as follows 4-Pursuing MSIT 1-Pursuing MAED-English 1-Pursuing MA Political Science 1Pursuing Master in Crop Science 1 Pursuing Master in Forestry major in Agro-Forestry 1-Pursuing MAT 1-Pursuing MS-Mathematics Education 1-Pursuing MAED English 1-Pursuing MAED Science Faculty members Pursuing Masters of Law Degree <ul style="list-style-type: none"> • Atty. Eduardo A. Bulivat 		

MFO 1: Advanced and Higher Education Services

Program, Project Activities (PPA'S)	Performance Indicator	Accomplishments	Percentage of Accomplishments	CHED Strategies/ Actions & Outcomes
<p>Faculty and Staff Participation/ Attendance to Trainings/Workshop/Activities</p>	<p>Number of Faculty and Staff Participants in Trainings/ Workshop/ Activities/ Seminar</p> <p>Targets:</p> <p>One faculty per institute to attend local, regional and National trainings/Seminar</p>	<p>Dr. Edna P. Yumol, Miss Jayme Os-ag and Miss Jonalyn Walay attended the Philippine Financial Reporting framework for Cooperatives and revised standard chart of accounts for cooperatives-initial accreditation at Tuguegarao City, October 17-18, 2016</p> <p>Dr. James Guidangen and Ms. Pinky Larcelle Lang-ay attended the National Training Workshop on the Conduct of Research for Arts and Culture at Sta. Mesa Manila, October 19-21, 2016</p> <p>Dr. Josefa May Buslig, Mr. Rizaldie Grindulo and Dr. Eligio Jeaner Clarin attended the 1st Philippine Folk Dance Society Dance Clinique at St. Louis University, Baguio City, October 20-22, 2016</p>	<p style="text-align: center; font-size: 2em;">100%</p>	<ul style="list-style-type: none"> ❖ Global Competiveness ❖ Up grading Teaching Competencies ❖ Continuing professional enhancement programs ❖ Quality & Excellence ❖ Promotion of Faculty/staff advancement ❖ Efficiency & Effectiveness ❖ SUC Leveling ❖ Normative Financing ❖ Human Resource Development ❖ National and International Networking for Career Advancement of Faculty ❖ Enrichment of Curricular Offerings ❖ Compliance with CMO's Programs and Standards

MFO 1: Advanced and Higher Education Services

Program, Project Activities (PPA'S)	Performance Indicator	Accomplishments	Percentage of Accomplishments	CHED Strategies/ Actions & Outcomes
Faculty and Staff Participation/ Attendance to Trainings/Workshop/Activities	<p>Number of Faculty and Staff Participants in Trainings/ Workshop/ Activities/ Seminar</p> <p>Targets:</p> <p>One faculty per institute to attend local, regional and National trainings/Seminar</p>	<p>Dr. Helen F. Bais attended the National Training on Outcome-Based Education (OBE) pre-service curriculum Quality Audit vis-à-vis the Philippine professional standards for Teachers at Sta. Mesa, Manila, October 25-27, 2016</p> <p>Dr. Edna P. Yumol, Miss Jayme Os-ag and Miss Jonalyn Walay attended the Basic Income Taxation with related rules on withholding taxes, business taxes and compliance requirements at Laog, Ilocos, October 25, 2016</p> <p>Dr. James S. Guidangen attended the Centennial Conference on Indigineous Knowledge System and Practices at BSU, La Trinidad, Benguet, October 26, 2016</p> <p>Ms. Hancy Donato attended the Design Thinking Workshop at Mariano Marcos State University, November 11, 2016</p>	<h1>100%</h1>	<ul style="list-style-type: none"> ❖ Global Competiveness ❖ Up grading Teaching Competencies ❖ Continuing professional enhancement programs ❖ Quality & Excellence ❖ Promotion of Faculty/staff advancement ❖ Efficiency & Effectiveness ❖ SUC Leveling ❖ Normative Financing ❖ Human Resource Development ❖ National and International Networking for Career Advancement of Faculty ❖ Enrichment of Curricular Offerings ❖ Compliance with CMO's Programs and Standards

MFO 1: Advanced and Higher Education Services

Program, Project Activities (PPA'S)	Performance Indicator	Accomplishments	Percentage of Accomplishments	CHED Strategies/ Actions & Outcomes
Faculty and Staff Participation/ Attendance to Trainings/Workshop/Activities	<p>Number of Faculty and Staff Participants in Trainings/ Workshop/ Activities/ Seminar</p> <p>Targets:</p> <p>One faculty per institute to attend local, regional and National trainings/Seminar</p>	<p>3 Faculty of College of Business, Accountancy, Public Administration and Entrepreneurship attended the Bangko Sentral Advocacy seminar last November 16, 2016</p> <p>Dr. Josefa May Buslig attended the 1st International Conference of Sports Pedagogy-Health and Wellness at University of the Philippines-Diliman, November 18-20, 2016</p> <p>Ms. Eve Joy Sulca attended the Skills Training Program Integrating Newborn Care, Nutrition and IMCI at Manila Grand Opera Hotel, Doroteo Jose St. Sta Cruz, Manila last November 21-26, 2016</p> <p>Dr. Mario Garcia attended the National Public Hearing/Consultation on the Revised Policies, Standards and Guidelines for Undergraduate and Graduate criminology programs and Proposed PSG for Industrial Security Administration program</p>	<h2>100%</h2>	<ul style="list-style-type: none"> ❖ Global Competiveness ❖ Up grading Teaching Competencies ❖ Continuing professional enhancement programs ❖ Quality & Excellence ❖ Promotion of Faculty/staff advancement ❖ Efficiency & Effectiveness ❖ SUC Leveling ❖ Normative Financing ❖ Human Resource Development ❖ National and International Networking for Career Advancement of Faculty ❖ Enrichment of Curricular Offerings ❖ Compliance with CMO's Programs and Standards

MFO 1: Advanced and Higher Education Services

Program, Project Activities (PPA'S)	Performance Indicator	Accomplishments	Percentage of Accomplishments	CHED Strategies/ Actions & Outcomes
Faculty and Staff Participation/ Attendance to Trainings/Workshop/Activities	<p>Number of Faculty and Staff Participants in Trainings/ Workshop/ Activities/ Seminar</p> <p>Targets:</p> <p>One faculty per institute to attend local, regional and National trainings/Seminar</p>	<p>Mr. John John Venus attended the APCPI Confirmator's Training at Baguio City last November 22-25, 2016</p> <p>Dr. Mario Garcia and Mrs. Mary Grace Ignacio participated in Shaping Criminology Profession here and Beyond Through Professional Development at Midas Hotel and Casino, Pasay City, November 24-25, 2016</p> <p>Mr. Cesar Daladag attended the Raising and Mentoring Girls in Sports: A Forum for Coaches, Teachers and Parents at Taguig City, November 25, 2016</p> <p>Mr. Romualdo Wacas and Mr. Danny Guyang participated in the Philippine Association of Campus Advisers at Baguio City last November 26-29, 2016</p> <p>Atty. Errol B. Comafay attended the 2016 Legal Education Conference and Faculty Development Seminar at Philia</p>	<h1>100%</h1>	<ul style="list-style-type: none"> ❖ Global Competiveness ❖ Up grading Teaching Competencies ❖ Continuing professional enhancement programs ❖ Quality & Excellence ❖ Promotion of Faculty/staff advancement ❖ Efficiency & Effectiveness ❖ SUC Leveling ❖ Normative Financing ❖ Human Resource Development ❖ National and International Networking for Career Advancement of Faculty ❖ Enrichment of Curricular Offerings ❖ Compliance with CMO's Programs and Standards

MFO 1: Advanced and Higher Education Services

Program, Project Activities (PPA'S)	Performance Indicator	Accomplishments	Percentage of Accomplishments	CHED Strategies/ Actions & Outcomes
<p>Faculty and Staff Participation/ Attendance to Trainings/Workshop/Activities</p>	<p>Number of Faculty and Staff Participants in Trainings/ Workshop/ Activities/ Seminar</p> <p>Targets:</p> <p>One faculty per institute to attend local, regional and National trainings/Seminar</p>	<p>Dr. Rafael J. Padre and Dr. Loneza Carbonel participated in the North Luzon Research Colloquium re-registration to “Turnitin” at Marand Resort and Spa, Bauang, La Union, December 1-2, 2016</p> <p>Mr. Cesar Daladag and Mrs. Marjorie Onalan attended the 1st International Convention on Values Education at Crown Legacy Hotel, Baguio City, December 2-3, 2016</p> <p>Mrs. Angeline Labbutan and Ms. Mary Jane Paguyo attended the 2016 International Conference in Education: Responding to the needs of the K-12 Learners in the 21st Century through Effective Instructional and Curriculum Management at Baguio City, December 2-4, 2016</p>	<p style="text-align: center; font-size: 2em;">100%</p>	<ul style="list-style-type: none"> ❖ Global Competiveness ❖ Up grading Teaching Competencies ❖ Continuing professional enhancement programs ❖ Quality & Excellence ❖ Promotion of Faculty/staff advancement ❖ Efficiency & Effectiveness ❖ SUC Leveling ❖ Normative Financing ❖ Human Resource Development ❖ National and International Networking for Career Advancement of Faculty ❖ Enrichment of Curricular Offerings ❖ Compliance with CMO’s Programs and Standards

MFO 1: Advanced and Higher Education Services

(PPA'S)				
Faculty and Staff Participation/ Attendance to Trainings/Workshops/Activities	<p>Targets:</p> <p>One faculty per institute to attend local, regional and National trainings/Seminar</p>	<p>Dr. Lalin Tuguic, Dr. Maria Cyrila Bawer, Mrs. Lourdes Angngalao, Mrs. Arsenia Bayongan and Ms. Brenda Lumines attended the Student Congressa at ISU-Iligan last December 5-6, 2016</p> <p>Dr. Joyce Wangiwang attended the PASUC National Competition (Socio-cultural) at UNP Vigan, December 5-7, 2016</p> <p>Mr. Giarhard Awis participated in Managaing Social Media Records and Information last December 6, 2016</p> <p>Mrs. Diana Medrano, Mrs. Pauline Buen and Mr. Lunes Marnag attended the Regional Seminar Workshop on Research Upgrading and Performance Evaluation last December 6-8, 2016</p> <p>Dr. Maria Cyrila Bawer participated in Pre-service Teacher Education and the K-12 Basic Education Program at La Trinidad, Benguet last December 9, 2016</p>	<h2>100%</h2>	<ul style="list-style-type: none"> ❖ Global Competiveness ❖ Up grading Teaching Competencies ❖ Continuing professional enhancement programs ❖ Quality & Excellence ❖ Promotion of Faculty/staff advancement ❖ Efficiency & Effectiveness ❖ SUC Leveling ❖ Normative Financing ❖ Human Resource Development ❖ National and International Networking for Career Advancement of Faculty ❖ Enrichment of Curricular Offerings ❖ Compliance with CMO's Programs and Standards

MFO 1: Advanced and Higher Education Services

Program, Project Activities (PPA'S)	Performance Indicator	Accomplishments	Percentage of Accomplishments	CHED Strategies/ Actions & Outcomes
<p>Faculty and Staff Participation/ Attendance to Trainings/Workshops/Activities</p>	<p>Targets: One faculty per institute to attend local, regional and National trainings/Seminar</p>	<p>7 Faculty of College of Engineering and Applied Technology attended the National Trainings and Seminar on Research proposal preparation</p> <p>3 Faculty members of College of Business, Accountancy , Public Administration and Entrepreneurship attended the Junior Confederation Financial Literacy Caravan</p>	<p>100%</p>	<ul style="list-style-type: none"> ❖ Global Competiveness ❖ Up grading Teaching Competencies ❖ Continuing professional enhancement programs ❖ Quality & Excellence ❖ Promotion of Faculty/staff advancement ❖ Efficiency & Effectiveness ❖ SUC Leveling ❖ Normative Financing ❖ Human Resource Development ❖ National and International Networking for Career Advancement of Faculty ❖ Enrichment of Curricular Offerings ❖ Compliance with CMO's Programs and Standards

Program, Project Activities (PPA'S)	Performance Indicator	Accomplishments	Percentage of Accomplishments	CHED Strategies/ Actions & Outcomes
Implementation of Sports Activities	<p>KSU employee health and wellness activity</p> <p>volleyball and basketball games to participate in the CSC sports fest by KSU employees</p>	<p>12 Faculty and Staff of Kalinga State University participated in the 2016 Wellness and Physical Fitness Program of CSC</p> <p>-2nd runner up Volleyball women</p> <p>-3rd Basketball men</p>	75%	<ul style="list-style-type: none"> ❖ Global Competiveness ❖ Up grading Teaching Competencies ❖ Continuing professional enhancement programs ❖ Quality & Excellence ❖ Promotion of Faculty/staff advancement ❖ Efficiency & Effectiveness ❖ SUC Leveling ❖ Normative Financing ❖ Human Resource Development ❖ National and International Networking for Career Advancement of Faculty ❖ Enrichment of Curricular Offerings ❖ Compliance with CMO's Programs and Standards

MFO 1: Advanced and Higher Education Services

Program, Project Activities (PPA'S)	Performance Indicator	Accomplishments	Percentage of Accomplishments	CHED Strategies/ Actions & Outcomes
Implement Socio-Cultural Activities	Culture and the Arts Festival	<p>-4 students participated in the 8th PASUC Culture and the Arts Festival</p> <p>Kenjay Manadao – On-the-spot-painting</p> <p>Irene Gan – Dagliang Talumpati</p> <p>Janine Lyka Balasi – Pagsulat ng Sanaysay</p> <p>Venus Donglayan – Miss CARASUC</p>		<ul style="list-style-type: none"> ❖ Global Competiveness ❖ Up grading Teaching Competencies ❖ Continuing professional enhancement programs ❖ Quality & Excellence ❖ Promotion of Faculty/staff advancement ❖ Efficiency & Effectiveness ❖ SUC Leveling ❖ Normative Financing ❖ Human Resource Development ❖ National and International Networking for Career Advancement of Faculty ❖ Enrichment of Curricular Offerings ❖ Compliance with CMO's Programs and Standards

MFO 1: Advanced and Higher Education Services

Program, Project Activities (PPA'S)	Performance Indicator	Accomplishments	Percentage of Accomplishments	CHED Strategies/Actions & Outcomes			
Students Awards / Recognition	Board/ Licensure Examination In the past 5 years	Bachelor of Science in Criminology					
			2012	2013	2014	2015	2016
			Reg.	Reg.	Reg.	Reg.	Reg.
		KSU	0	92.31%	88.24%	76.36%	44.51%
		MPSPC	48.49%	69.75%	59.35%	52.13%	75.72%
		IFSU	75.06%	95%	95.20%	87.80%	64.12%
		National		45.26%	43.44%	56.79%	20.95%
		Bachelor of Science in Civil Engineering					
			2012	2013	2014	2015	2016
			Reg.	Reg.	Reg.	Reg.	Reg.
		KSU	58.33%	48.89%	27.78%	27.32%	20.59%
		MPSPC	20%	22.31%	22.91%	16.58%	3.85%
		IFSU	20%	0	40%	20%	20%
ASIST	11.11%	17.90%	26.82%	16.67%	16.67%		
National	41.41%	44.77%	46.15%	42.46%	45.90%		

- Continues Improvement
- Global Competitiveness
- Expand Access to Quality Education
- Compliance with National Standards, Quality Assurance (QA)
- Quality and Excellence
- Continues Improvement

MFO 1: Advanced and Higher Education Services

Program, Project Activities (PPA'S)	Performance Indicator	Accomplishments	Percentage of Accomplishments	CHED Strategies/Actions & Outcomes			
Students Awards / Recognition	Board/Licensure Examination In the past 5 years						
		Bachelor of Science in Secondary Education					
			2012	2013	2014	2015	2016
			Reg.	Reg.	Reg.	Reg.	Reg.
		KSU	33.93%	42.2%	26.98%	27.49%	31.57%
		MPSPC	34.87%	51.52%	37.87%	51.09%	36.70%
		IFSU	55.60%	42.37%	50.26%	44.98%	44.14%
		BSU	48.98%	45.88%	39.75%	40.88%	66.11%
		ASIST	20.52%	30.84%	21.71%	21.68%	18.30%
		ASC	25.61%	28.17%	15.62%	19.72%	21.58%
		National	34.18%	39.68%	31.41%	36.69%	34.61%
		Bachelor of Science in Forestry					
			2012	2013	2014	2015	2016
			Reg.	Reg.	Reg.	Reg.	Reg.
		KSU	No Takers	44.44%	41.67%	73.68%	69.57%
		MPSPC	0	50%	33.33%	0	0
		IFSU	80%	43.94%	30.3%	37.50%	57.14%
		BSU	26.19%	38.46%	48.39%	54.93%	53.23%
		ASIST	-	16.67%	0	42.86%	62.5%
ASC	33.33%	39.29%	55.56%	12.50%	13.64%		
National	37.72%	29.62%	40.30%	47.97%	46.20%		

- Continues Improvement
- Global Competitiveness
- Expand Access to Quality Education
- Compliance with National Standards, Quality Assurance (QA)
- Quality and Excellence
- Continues Improvement

MFO 1: Advanced and Higher Education Services

Program, Project Activities (PPA'S)	Performance Indicator	Accomplishments	Percentage of Accomplishments	CHED Strategies/Actions & Outcomes					
Students Awards / Recognition	Board/Licensure Examination In the past 5 years					<ul style="list-style-type: none"> ➤ Continues Improvement ➤ Global Competitiveness ➤ Expand Access to Quality Education ➤ Compliance with National Standards, Quality Assurance (QA) ➤ Quality and Excellence ➤ Continues Improvement 			
		Bachelor of Science in Agricultural Engineering							
			2012	2013			2014	2015	2016
			Reg.	Reg.			Reg.	Reg.	Reg.
		KSU	7.14%	21.43%			22.22	35.71	23.08
		BSU	35%	31.71%			43.33%	34.48%	24.32%
		National	47.73%	39.43%			50.24%	40.42%	39.52%
		Bachelor of Science in Agriculture							
			2012	2013			2014	2015	2016
			Reg.	Reg.			Reg.	Reg.	Reg.
		KSU	0	18.18%			23.33%	14.29%	100%
		IFSU	34.71%	42.86%			47.83%	18.65%	-
		BSU	35.44%	32.67%			40.72%	38.52%	50%
		ASIST	20%	21.05%			26.67%	12.50%	0
ASC	20%	48.08%	26.67%	40%	0				
National	37.92%	35.22%	36%	31.05%	30.89%				

MFO 1: Advanced and Higher Education Services

Program, Project Activities (PPA'S)	Performance Indicator	Accomplishments	Percentage of Accomplishments	CHED Strategies/Actions & Outcomes																																																																																																
Students Awards / Recognition	Board/ Licensure Examination In the past 5 years	<table border="1" data-bbox="542 411 1315 796"> <thead> <tr> <th colspan="6">Bachelor Elementary Education</th> </tr> <tr> <th></th> <th>2012</th> <th>2013</th> <th>2014</th> <th>2015</th> <th>2016</th> </tr> <tr> <th></th> <th>Reg.</th> <th>Reg.</th> <th>Reg.</th> <th>Reg.</th> <th>Reg.</th> </tr> </thead> <tbody> <tr> <td>KSU</td> <td>51.70%</td> <td>26.17%</td> <td>41.35%</td> <td>39.84%</td> <td>27.03%</td> </tr> <tr> <td>MPSPC</td> <td>60.41%</td> <td>28.18%</td> <td>29.05%</td> <td>43.48%</td> <td>26.90%</td> </tr> <tr> <td>IFSU</td> <td>59.11%</td> <td>55.86%</td> <td>52.69%</td> <td>44.14%</td> <td>49.69%</td> </tr> <tr> <td>BSU</td> <td>82.40%</td> <td>60.25%</td> <td>55.32%</td> <td>55.01%</td> <td>58.32%</td> </tr> <tr> <td>ASIST</td> <td>63.12%</td> <td>26.44%</td> <td>32.99</td> <td>24.23%</td> <td>53.04%</td> </tr> <tr> <td>ASC</td> <td>93.82%</td> <td>36.01%</td> <td>30.96%</td> <td>30.41%</td> <td>19.76%</td> </tr> <tr> <td>National</td> <td>45.88%</td> <td>29.48%</td> <td>32.36%</td> <td>29.39%</td> <td>29.28%</td> </tr> </tbody> </table> <table border="1" data-bbox="529 902 1315 1145"> <thead> <tr> <th colspan="6">Midwifery</th> </tr> <tr> <th></th> <th>2012</th> <th>2013</th> <th>2014</th> <th>2015</th> <th>2016</th> </tr> <tr> <th></th> <th>Reg.</th> <th>Reg.</th> <th>Reg.</th> <th>Reg.</th> <th>Reg.</th> </tr> </thead> <tbody> <tr> <td>KSU</td> <td>24.04%</td> <td>28.46%</td> <td>26.94%</td> <td>24.36%</td> <td>30.30%</td> </tr> <tr> <td>IFSU</td> <td>57.18%</td> <td>67.64%</td> <td>63.67%</td> <td>62.04%</td> <td>70.75%</td> </tr> <tr> <td>National</td> <td>47.51%</td> <td>48.27%</td> <td>48.42%</td> <td>44.61%</td> <td>50.07%</td> </tr> </tbody> </table>	Bachelor Elementary Education							2012	2013	2014	2015	2016		Reg.	Reg.	Reg.	Reg.	Reg.	KSU	51.70%	26.17%	41.35%	39.84%	27.03%	MPSPC	60.41%	28.18%	29.05%	43.48%	26.90%	IFSU	59.11%	55.86%	52.69%	44.14%	49.69%	BSU	82.40%	60.25%	55.32%	55.01%	58.32%	ASIST	63.12%	26.44%	32.99	24.23%	53.04%	ASC	93.82%	36.01%	30.96%	30.41%	19.76%	National	45.88%	29.48%	32.36%	29.39%	29.28%	Midwifery							2012	2013	2014	2015	2016		Reg.	Reg.	Reg.	Reg.	Reg.	KSU	24.04%	28.46%	26.94%	24.36%	30.30%	IFSU	57.18%	67.64%	63.67%	62.04%	70.75%	National	47.51%	48.27%	48.42%	44.61%	50.07%		<ul style="list-style-type: none"> ➤ Continues Improvement ➤ Global Competitiveness ➤ Expand Access to Quality Education ➤ Compliance with National Standards, Quality Assurance (QA) ➤ Quality and Excellence ➤ Continues Improvement
Bachelor Elementary Education																																																																																																				
	2012	2013	2014	2015	2016																																																																																															
	Reg.	Reg.	Reg.	Reg.	Reg.																																																																																															
KSU	51.70%	26.17%	41.35%	39.84%	27.03%																																																																																															
MPSPC	60.41%	28.18%	29.05%	43.48%	26.90%																																																																																															
IFSU	59.11%	55.86%	52.69%	44.14%	49.69%																																																																																															
BSU	82.40%	60.25%	55.32%	55.01%	58.32%																																																																																															
ASIST	63.12%	26.44%	32.99	24.23%	53.04%																																																																																															
ASC	93.82%	36.01%	30.96%	30.41%	19.76%																																																																																															
National	45.88%	29.48%	32.36%	29.39%	29.28%																																																																																															
Midwifery																																																																																																				
	2012	2013	2014	2015	2016																																																																																															
	Reg.	Reg.	Reg.	Reg.	Reg.																																																																																															
KSU	24.04%	28.46%	26.94%	24.36%	30.30%																																																																																															
IFSU	57.18%	67.64%	63.67%	62.04%	70.75%																																																																																															
National	47.51%	48.27%	48.42%	44.61%	50.07%																																																																																															

MFO 1: Advanced and Higher Education Services

Program, Project Activities (PPA'S)	Performance Indicator	Accomplishments	Percentage of Accomplishments	CHED Strategies/Actions & Outcomes
<p>Students Participation to Seminars / Trainings/ Activities</p>	<p>Number of Student Participation to Seminars/ Trainings/ Activities</p> <p>Target:: Student of different colleges should attend a seminar/trainings /activities</p>	<p>-- BSED 4 & BEED 4 attended the Seminar workshop on Mathematics & Technology in the 21st century last November 4, 2016</p> <p>-Paul Dimalanta (BSED) & Emcia Abegail Cuta (BEED) attended the Student Congress at ISU-Ilagan last December 5-7, 2016</p> <p>-Rolanto Tubban & Eva Sannadan CoEd Governor and Secretary and BSED 3 students participated in the Involvement of Students in the Planning & Implementation of Academic/Administrative Matters.</p> <p>-200 College of Business, Accountancy, Public Administration and Entrepreneurship students attended the School Based Business Summit entitled "Negosyanteng Estudyante" last December 7, 2016 at Bulanao, Tabuk City, Kalinga</p> <p>-8 Entrepreneur students attended the BSP Briefing Programs and Services "Consumer Awareness" last November 16, 2016</p>	<p>100 %</p> <p>100%</p>	<ul style="list-style-type: none"> ➤Continues Improvement ➤Global Competitiveness ➤Expand Access to Quality Education ➤Compliance with National Standards, Quality Assurance (QA) ➤Quality and Excellence ➤Continues Improvement

MFO 1: Advanced and Higher Education Services

Program, Project Activities (PPA'S)	Performance Indicator	Accomplishments	Percentage of Accomplishments	CHED Strategies/Actions & Outcomes
<p>Students Participation to Seminars / Trainings/ Activities</p>	<p>Number of Student Participation to Seminars/ Trainings/ Activities</p> <p>Target:: Student of different colleges should attend a seminar/trainings /activities</p>	<p>-All Accountancy, Business and Management (ABM) Senior High Students and Financial Management Students participated in the Girl Scout of the Philippines and Boy Scout of the Philippines School Encampment last November 25, 2016</p>	<p>100 %</p>	<ul style="list-style-type: none"> ➤ Continues Improvement ➤ Global Competitiveness ➤ Expand Access to Quality Education ➤ Compliance with National Standards, Quality Assurance (QA) ➤ Quality and Excellence ➤ Continues Improvement

MFO 1: Advanced and Higher Education Services

Program, Project Activities (PPA'S)	Performance Indicator	Accomplishments	Percentage of Accomplishments	CHED Strategies/Actions & Outcomes
<p>Students Development</p>	<p>Participation to different activities</p>	<p>Consumer Protection: A Shared Responsibility Mia Fe Lingbawan – 1st place extemporaneous speech</p> <p>82nd National Book Week Celebration *Bookmark-Making Contest * Library Logo- Making Contest * Photo Contest * Riddle-Me-That Contest * Scavenger Hunt Contest</p> <p>Design Thinking Workshop at Mariano Marcos State University</p> <ul style="list-style-type: none"> - Jomer Ignacio - Mark Evangelista - Lenely De Guzman - Wisdom Cayag - Allan Garcia 	<p>100%</p>	<ul style="list-style-type: none"> ➤ Continues Improvement ➤ Global Competitiveness ➤ Expand Access to Quality Education ➤ Compliance with National Standards, Quality Assurance (QA) ➤ Quality and Excellence ➤ Continues Improvement

MFO 1: Support to Students

Program, Project Activities (PPA'S)	Performance Indicator	Accomplishments	Percentage of Accomplishments	CHED Strategies/ Actions & Outcomes
Registrar ISSUANCE OF CREDENTIALS/ SERVICES	Number of credentials & certificates issued Target: 1,000 expected Clients	=11,456 OTR- 216 Diploma-14 True Copy of Grades- 4,504 Authentication- 64 Certification- 347 Request of Form 137 & OTR- 63 Request & Released Transfer Credentials- 84 Signing of Clearance – 1,222 Total Enrollees 2 nd sem. – 4,943	100%	<ul style="list-style-type: none">❖ Develop World Class State University❖ Ethical and Innovative Growth/ International Competitiveness
Guidance COUNCELLING & TESTING SERVICES	Number of students served Target: At least 1 Extension Services Target: 500 Expected Clients	3 -Extension Services conducted Information Services Oriented Program - 30 103- Counseling Services 2-Appraisal Service Issuance of GMC - 59 Assessment of Academic Scholar – 55 Muti-Faith Activities mass – 1 450 students participated 5 prayer activities Total = 706	100% 100%	<ul style="list-style-type: none">❖ Impact of Good Governance, Transparency & Accountability❖ Obtain good governance❖ Career Guidance

MFO 1: Student Services

Program, Project Activities (PPA'S)	Performance Indicator	Accomplishments	% of Accomplishments	CHED Strategies/Actions & Outcomes
Medical/ Dental Services	<p>Number of students /Faculty who attended Individual wellness</p> <p>Target: 1,000 expected clients on Medical services</p> <p>200 expected clients on Dental services</p>	<p>MEDICAL -1,418</p> <ul style="list-style-type: none"> •Consultation & Management of Clients - 525 •Health Education & Counseling – 510 •Front liners in emergency situation – 13 •BP taking & monitoring – 170 •Record Keeping – 200 <p>Dental – 232</p> <ul style="list-style-type: none"> •Counseling on Dental Problems – 80 •Record Keeping - 85 •Tooth Extraction – 45 •Oral Prophylaxis – 7 •Tooth Restoration – 15 	<p>100%</p> <p>100%</p>	<ul style="list-style-type: none"> ❖ Develop World Class State College ❖ Ethical and Innovative Growth/ International Competitiveness ❖ Impact of Good Governance, Transparency & Accountability ❖ Obtain good governance ❖ Career Guidance

MFO : 1 Student Services

Program, Project Activities (PPA'S)	Performance Indicator	Accomplishments	%of Accomplishments	CHED Strategies/ Actions & Outcomes
Library Services	Target: Processing of the newly acquired books including donations	495 newly acquired books including donations (cataloged, accessioned with protective covering provided with book cards	100%	❖ Obtain international competitiveness/ Standards & client satisfaction
	Encoding of processed Library Collection to the Library System database	Encoded 135 newly processed books in the Library System	100%	❖ Quality Education and Training
	Celebration of the National Book Week	Successful celebration of the National Book Week 2016	100%	❖ CHED Regional Office Evaluation (Sept. 8-11, 2015) ❖ AACCUP Visit (Sept. 21-24, 2015)

MFO 1: Student Services

Program , Project Activities (PPA'S)	Performance Indicator	Accomplishments	%of Accomplishments	CHED Strategies/ Actions & Outcomes																																																						
Library Services	Number of Users per Course Breakdown as follows	<table border="1"> <thead> <tr> <th>PROGRAM</th> <th>Library Users Statistics</th> </tr> </thead> <tbody> <tr> <td colspan="2" style="text-align: center;">MAIN LIBRARY</td> </tr> <tr> <td>AUTO. TECH.</td> <td>30</td> </tr> <tr> <td>BAT</td> <td>121</td> </tr> <tr> <td>BEED</td> <td>106</td> </tr> <tr> <td>BS AgENG</td> <td>157</td> </tr> <tr> <td>BS Crim</td> <td>115</td> </tr> <tr> <td>BS HRM</td> <td>89</td> </tr> <tr> <td>BSA</td> <td>175</td> </tr> <tr> <td>BSCE</td> <td>85</td> </tr> <tr> <td>BSCoE</td> <td>73</td> </tr> <tr> <td>BSED</td> <td>159</td> </tr> <tr> <td>BSF</td> <td>112</td> </tr> <tr> <td>BSIT</td> <td>98</td> </tr> <tr> <td>BSPA</td> <td>67</td> </tr> <tr> <td>ELEC. TECH.</td> <td>9</td> </tr> <tr> <td>MID</td> <td>85</td> </tr> <tr> <td>Senior High School</td> <td>81</td> </tr> <tr> <td colspan="2" style="text-align: center;">LAW</td> </tr> <tr> <td>LLB</td> <td>120</td> </tr> <tr> <td colspan="2" style="text-align: center;">GRADUATE STUDIES LIBRARY</td> </tr> <tr> <td>MAEd</td> <td>37</td> </tr> <tr> <td>MBA</td> <td>43</td> </tr> <tr> <td>MPA</td> <td>29</td> </tr> <tr> <td>MSRD</td> <td>27</td> </tr> <tr> <td>PhD. Com. Dev.</td> <td>29</td> </tr> <tr> <td>PhD. Dev. Ed.</td> <td>27</td> </tr> </tbody> </table>	PROGRAM	Library Users Statistics	MAIN LIBRARY		AUTO. TECH.	30	BAT	121	BEED	106	BS AgENG	157	BS Crim	115	BS HRM	89	BSA	175	BSCE	85	BSCoE	73	BSED	159	BSF	112	BSIT	98	BSPA	67	ELEC. TECH.	9	MID	85	Senior High School	81	LAW		LLB	120	GRADUATE STUDIES LIBRARY		MAEd	37	MBA	43	MPA	29	MSRD	27	PhD. Com. Dev.	29	PhD. Dev. Ed.	27	100%	<ul style="list-style-type: none"> ❖ Obtain international competitiveness/ Standards & client satisfaction ❖ Quality Education and Training ❖ CHED Regional Office Evaluation
PROGRAM	Library Users Statistics																																																									
MAIN LIBRARY																																																										
AUTO. TECH.	30																																																									
BAT	121																																																									
BEED	106																																																									
BS AgENG	157																																																									
BS Crim	115																																																									
BS HRM	89																																																									
BSA	175																																																									
BSCE	85																																																									
BSCoE	73																																																									
BSED	159																																																									
BSF	112																																																									
BSIT	98																																																									
BSPA	67																																																									
ELEC. TECH.	9																																																									
MID	85																																																									
Senior High School	81																																																									
LAW																																																										
LLB	120																																																									
GRADUATE STUDIES LIBRARY																																																										
MAEd	37																																																									
MBA	43																																																									
MPA	29																																																									
MSRD	27																																																									
PhD. Com. Dev.	29																																																									
PhD. Dev. Ed.	27																																																									

MFO 1: Student Services

Program , Project Activities (PPA'S)	Performance Indicator	Accomplishments	%of Accomplishments	CHED Strategies/ Actions & Outcomes	
Library Services	Number of Users per Course Breakdown as follows			<ul style="list-style-type: none"> ❖ Obtain international competitiveness/ Standards & client satisfaction ❖ Quality Education and Training ❖ CHED Regional Office Evaluation 	
		DAGUPAN CAMPUS LIBRARY			100%
		AB English	79		
		AB History	92		
		AB Political Science	53		
		BS Accountancy	187		
		BS Entrepreneurship	98		
		BS HRM	12		
		BSBA (Office Administration)	108		
		BSBA (Financial Management)	173		
		Senior High School	53		
		LABORATORY HIGH SCHOOL LIBRARY			
		Grade 7	120		
		Grade 8	225		
		Grade 9	145		
Grade 10	92				

MFO 1: Student Services

Program , Project Activities (PPA'S)	Performance Indicator	Accomplishments		%of Accomplishments	CHED Strategies/ Actions & Outcomes
Library Services	Number of E-Resources Users	PROGRAMS	NO. OF USERS	100%	<ul style="list-style-type: none"> ❖ Obtain international competitiveness/ Standards & client satisfaction ❖ Quality Education and Training ❖ CHED Regional Office Evaluation
		MAIN LIBRARY			
		Auto. Tech.	18		
		BAT	65		
		BEEd	75		
		BSA	58		
		BSAEng	87		
		BSCE	49		
		BSCoE	39		
		BSCrim	46		
	BSEd	92			
	BSF	63			
	BSHRM	65			
		BSIT	55		
		BSPA	35		
		Elec. Tech	4		
		Mid.	35		
		DAGUPAN CAMPUS LIBRARY			
		AB English	45		
		AB History	57		
AB Pol. Sci.		35			
BS Acc.		89			
BS Entrep.		57			
BSBA FM	69				
BSBA OA	94				

MFO 1: Student Services

Program , Project Activities (PPA'S)	Performance Indicator	Accomplishments		%of Accomplishments	CHED Strategies/ Actions & Outcomes	
		External Scholarship Program	No. of Student			
Scholarship Services	Scholarship Program	1	Agricultural Competitiveness Enhancement Fund (DA-ACEF) c/0 Sen. Cynthia Villar	5	100%	<ul style="list-style-type: none"> ❖ Obtain international competitiveness/ Standards & client satisfaction ❖ Quality Education and Training ❖ CHED Regional Office Evaluation
		2	Alfonso Yuchencho Foundation (AYF) Scholarship Program	46		
		3	CGN-Cordillera Green Network	6		
		4	CHED Full Merit	8		
		5	CHED Half Merit	4		
		6	CHED OPAPP	10		
		7	CHED Partial	17		
		8	CHED PAMANA	6		
		9	CHED Tulong Dunong (Regular)	13		
	10	Expanded Student grant-i-Aid Program for Poverty Alleviation (ESGP-PA)	102			
	11	Igorot Global Organization (IGO)	3			
	12	ISKOLAR NG BAYAN ACT OF 2014 Program	24			
	13	LGU Tabuk City Educational Financial Assistance Program	1,280			
	14	LGU Tanudan-Tertiary Education Municipal Assistance Program	74			
	15	NCIP-Educational Assistance Program	34			
	TOTAL	1,632				

MFO 1: Student Services

Program , Project Activities (PPA'S)	Performance Indicator	Accomplishments	%of Accomplishments	CHED Strategies/ Actions & Outcomes	
Scholarship Services	Scholarship Program	A. Internal Scholarship Program		100%	<ul style="list-style-type: none"> ❖ Obtain international competitiveness/ Standards & client satisfaction ❖ Quality Education and Training ❖ CHED Regional Office Evaluation
		1 Academic Scholarship	30		
		2 Athletic	54		
		3 Barangay	36		
		4 Central Student Government (CSG)	13		
		5 College/Departmental Governor	9		
		6 Donor Study Grant	1		
		7 Ethnic/Classical Dance Troupe	18		
		8 Musical Scholarship (Choir)	18		
		9 ROTC Assisatnce Program	30		
	10 Siblings Scholarship	9			
		11 Student Body Organization (SBO)	25		
		12 Student Publication (Earthline) Staff	10		
		13 Supreme Student Council (SSC)- Bulanao Campus	14		
		14 Supreme Student Council (SSC)- Dagupan Campus	11		
15 Supreme Student Council (SSC)- Rizal Campus		9			
TOTAL		272			

MFO 1: Student Services

Program , Project Activities (PPA'S)	Performance Indicator	Accomplishments			%of Accomplishments	CHED Strategies/ Actions & Outcomes
Scholarship Services	Scholarship Program	Activity	Persons Involved/Participants	Date and Venue	100%	<ul style="list-style-type: none"> ❖ Obtain international competitiveness/ Standards & client satisfaction ❖ Quality Education and Training ❖CHED Regional Office Evaluation
		Evaluation of ESGP-PA grantees documents or records	DSWD Representatives and ESGP-PA PMO	October 14, 2016/ Admin Conference Hall		
		Personality Enhancement Seminar	DSWD Representatives, ESGP-PA PMO and ESGP-PA Grantees	October 1, 2016/ Audio Visual Room		
		CHED-Tulong Dunong Scholarship Coordinators' Meeting	Scholarship Coordinators, Cong. Sonny Mangaoang Liason Officer	October 6, 2016 /St. Louis College of Bulanao		
		Kalinga HEI's Scholarship Financial Assistance Orientation Program on CMO 13 s	CHED-CAR Staff	November 17, 2016/ Audio-Visual Room		

MFO 1: Student Services

Program , Project Activities (PPA'S)	Performance Indicator	Accomplishments	Percentage of Accomplishments	CHED Strategies/ Actions & Outcomes
General Laboratory Services	<p>Signing of request slips before acquiring their credentials from the University</p> <p>Dispense of lab apparatuses and chemicals to students with lab subject</p> <p>Evaluation of Lab Equipment</p>	<p>1,445 were properly signed and cleared from the laboratory.</p> <p>Efficient and effective utilization of apparatuses and chemicals</p> <p>Updated equipment, chemicals and apparatuses as to their condition.</p>	100%	<p>❖ Value formation and Competitive</p> <p>❖ Clean, Healthy, Safe and Conducive Environment for Learning</p>
Dormitory Services	<p>Number of Activities</p> <p>Target: One Monthly Meeting</p>	<p>Dormitorian's Christian Fellowship</p> <p>2-Dormitory Monthly Meeting</p> <p>7-Weekly Clean-up Drive</p>	100%	

MFO 1: Student Services

Program, Project Activities (PPA'S)	Performance Indicator	Accomplishments	Percentage of Accomplishments	CHED Strategies/ Actions & Outcomes
<p>Others: Clean and Green Drive</p>	<p>No. of Clean & Green Drive Conducted</p> <p>Target: At least 85% clean and green drive conducted</p>	<ul style="list-style-type: none"> ❖ Plastic Holiday every Wednesday ❖ Every Friday – General Cleaning of Staff from 6:00 AM to 8:00 AM 	<p>100%</p>	<ul style="list-style-type: none"> •Clean, Healthy, Safe & Conducive Environment for Learning.

Clean & Green Drive





HEALTH SERVICES



Medium Term Development Planning






Medium Term Development Planning



18th Regional Press Conference



8th PASUC Culture and the Arts festival in Vigan City, Ilocos Sur



82nd National Book Week Celebration

Faculty Wellness





Regional Financial Literacy Caravan



PICPA National Convention 2016



MFO 2: Research and Development Services

Program, Project Activities (PPA's)	Performance Indicators	Accomplishments	Percentage of Accomplishment	CHED Strategic Actions/Outcomes
I. Proposals Submitted for Approval	<p>Number of proposals submitted</p> <p>Target= <u>30</u></p> <p>No. of Researchers Involved</p> <p>Target= <u>30</u></p>	<p><u>43 Research proposals submitted for approval</u></p> <ul style="list-style-type: none"> ▪ <u>12</u>- Education Researches ▪ <u>25</u>- Social Studies ▪ <u>6</u>- AFNRI <p><u>69 Researchers Involved</u></p> <ul style="list-style-type: none"> ▪ Permanent Faculty-<u>38</u> ▪ Contractual Faculty- <u>21</u> 	<p><u>143%</u></p> <p><u>230%</u></p>	<p>Contributed to:</p> <ul style="list-style-type: none"> • SUC Leveling Evaluation • Normative Financing • PBB • Generated Appropriate and Relevant Technologies and Information

MFO 2: Research and Development Services

Program, Project Activities (PPA's)	Performance Indicators	Accomplishments	Percentage of Accomplishment	CHED Strategic Actions/Outcomes
II. Paper Presentation	<p>Number of papers presented</p> <p>Target= <u>4</u></p> <p>No. of Researchers Involved</p> <p>Target= <u>10</u></p>	<p>International= <u>4</u></p> <p><u>3 papers presented</u> during the 2nd International Convention on Children and Family at Angkor Regency Hotel, Siem Reap on Cambodia, October 13-15, 2016</p> <p>Dr. Jessie Grace M. Sannadan Ms. Pinky Larcelle D. Lang-ay Mr. Raymundo N. Mamma Impact of Conditional Cash Transfer (4Ps) on Kalinga Women and Children: Evidence of a Randomized Survey in Kalinga Province</p> <p>Dr. Divina A. Balocnit Dr. Jessie Grace M. Sannadan Mr. Leo B. Roman Indigenous knowledge of the Upper Kalinga Women for Genetic Diversity Conversation of Medicinal Plants</p>	<p>Number of papers presented= 100</p> <p>No. of Researchers Involved= 210%</p>	<p>Contributed to:</p> <ul style="list-style-type: none"> • SUC Leveling Evaluation • Normative Financing • PBB • Generated Appropriate and Relevant Technologies and Information

MFO 2: Research and Development Services

Program, Project Activities (PPA's)	Performance Indicators	Accomplishments	Percentage of Accomplishment	CHED Strategic Actions/Outcomes
II. Paper Presentation	<p>Number of papers presented</p> <p>Target= 4</p> <p>No. of Researchers Involved</p> <p>Target= 4</p>	<p>Ms. Pinky Larcelle D. Lang-ay Dr. Jessie Grace M. Sannadan The Project "Ease": As A Alternative Delivery Mode Of Education In Kalinga Province</p> <p>1 paper presented during the 2016 International Conference in Education at Hotel Supreme, Baguio City on Dec. 2-4, 2016</p> <p>Mrs. Angeline L. Labbutan Ms. Mary Jane Paguyo Financial Education Needs Assessment of Southern Tabuk Central School</p>	<p>Number of papers presented= 100%</p> <p>No. of Researchers Involved= 210%</p>	<p>Contributed to:</p> <ul style="list-style-type: none"> • SUC Leveling Evaluation • Normative Financing • PBB • Generated Appropriate and Relevant Technologies and Information

MFO 2: Research and Development Services

Program, Project Activities (PPA's)	Performance Indicators	Accomplishments	Percentage of Accomplishment	CHED Strategic Actions/Outcomes
II. Paper Presentation	<p>Number of papers presented</p> <p>Target= <u>4</u></p> <p>No. of Researchers Involved</p> <p>Target= <u>4</u></p>	<p><u>Regional= 6</u></p> <p><u>6 papers presented</u> during the 2nd HAARRDEC-CHED-CAR Regional Symposium on Education and Socio-cultural Highlights was conducted on October 27, 2016 at the CHED-CAR, La Trinidad, Benguet</p> <p><u>Oral presentation= 2</u></p> <p>Dr. Sheila Fesway-Malao Ms. Brenda B. Lumines Language Cognitive Strategy Analysis in Learners Diaries of College Freshman Students in Kalinga State University</p> <p>Mrs. Angeline L. Labbutan Ms. Mary Jane Paguyo Financial Education Needs Assessment of Southern Tabuk Central School</p>	<p>Number of papers presented= 100%</p> <p>No. of Researchers Involved= 210%</p>	<p>Contributed to:</p> <ul style="list-style-type: none"> • SUC Leveling Evaluation • Normative Financing • PBB • Generated Appropriate and Relevant Technologies and Information

MFO 2: Research and Development Services

Program, Project Activities (PPA's)	Performance Indicators	Accomplishments	Percentage of Accomplishment	CHED Strategic Actions/Outcomes
II. Paper Presentation	<p>Number of papers presented</p> <p>Target= <u>4</u></p> <p>No. of Researchers Involved</p> <p>Target= <u>4</u></p>	<p><u>Poster presentation= 4</u></p> <p>Ms. Pinky Larcelle D. Lang-ay Dr. Jessie Grace M. Sannadan The Project "Ease": As a Alternative Delivery Mode of Education in Kalinga Province</p> <p>Mrs. Arsenia M. Bayongan Dr. Lalin A. Tuguic Geometry Through Kalinga Heirloom Beads: Using Indigenous Materials in Teaching Mathematics of the 21st Century Learners</p> <p>Dr. Divina Alunday-Balocnit Ms. Desiree L. Sumedca Traditional Tatting in Buscalan, Kalinga: A Scientific Art</p> <p>Mrs. Angeline L. Labbutan, et al. Financial Literacy: "Money Matters for Kids (MMK)</p> <p><u>21 Researchers involved</u></p>	<p>Number of papers presented= 100%</p> <p>No. of Researchers Involved= 210%</p>	<p>Contributed to:</p> <ul style="list-style-type: none"> • SUC Leveling Evaluation • Normative Financing • PBB • Generated Appropriate and Relevant Technologies and Information

INTERNATIONAL PRESENTATION



ORAL PRESENTATION



PARTICIPANTS



REGIONAL SYMPOSIUM



ORAL PRESENTATION



PARTICIPANTS



POSTERS BEING EVALUATED

MFO 2: Research and Development Services

Program, Project Activities (PPA's)	Performance Indicators	Accomplishments	Percentage of Accomplishment	CHED Strategic Actions/Outcomes
<p>III. Recognitions received by researchers</p>	<p>Awards</p> <p>Target= <u>1</u></p>	<p>Awards received by the researchers during the 2nd HAARRDEC-CHED-CAR Regional Symposium on Education and Socio-cultural Highlights at CHED-CAR, La Trinidad, Benguet on October 27, 2016</p> <p><input type="checkbox"/> Best Paper Mrs. Angeline L. Labbutan Ms. Mary Jane Paguyo Financial Education Needs Assessment of Southern Tabuk Central School</p> <p><input type="checkbox"/> Best Paper- 1st runner-up Dr. Sheila Fesway-Malao Ms. Brenda B. Lumines Language Cognitive Strategy Analysis in Learners Diaries of College Freshman Students in Kalinga State University</p> <p><input type="checkbox"/> Best Poster- 2nd Runner-up Mrs. Arsenia M. Bayongan Dr. Lalin A. Tuguic Geometry Through Kalinga Heirloom Beads: Using Indigenous Materials in Teaching Mathematics of the 21st Century Learners</p>	<p>Recognitions received by researchers= <u>400%</u></p>	<p>Contributed to:</p> <ul style="list-style-type: none"> • SUC Leveling Evaluation • Normative Financing • PBB • Generated Appropriate and Relevant Technologies and Information

AWARDS



MFO 2: Research and Development Services

Program, Project Activities (PPA's)	Performance Indicators	Accomplishments	Percentage of Accomplishment	CHED Strategic Actions/Outcomes
IV. Trainings and Seminars	<p>Resource Speaker</p> <p>Target-1</p>	<p>Dr. Tules P. Banwa, CoEd Research Chairman was invited to share his expertise on research as Resource Speaker during the Research Seminar conducted by the Bulanao Central School on October 21-23, 2016 participated by 26 teachers.</p>	<p>100%</p>	<p>Contributed to:</p> <ul style="list-style-type: none"> • SUC Leveling Evaluation • Normative Financing • PBB • Generated Appropriate and Relevant Technologies and Information



Dr. Banwa lectures on qualitative research & proposal writing



Mentoring & critiquing of proposals



Receiving of Certificate of Appreciation

MFO 2: Research and Development Services

Program, Project Activities (PPA's)	Performance Indicators	Accomplishments	Percentage of Accomplishment	CHED Strategic Actions/Outcomes
<p>III. Externally funded researches (Special Projects)</p>	<p>ch Projects</p> <p>Target-1</p>	<p><u>Continuing Researches</u></p> <ol style="list-style-type: none"> 1. DOST-PCAARRD- Philippine Native Pig R&D Program 2. DENR- CLONAL NURSERY 3. DA & DAR- COFFEE SEEDLING PRODUCTION 4. PFEN- PFEN NURSERY 5. Heirloom Rice R and D in Kalinga (Lubuagan & Pasil) 	<p>500%</p>	<p>Contributed to:</p> <ul style="list-style-type: none"> • SUC Leveling Evaluation • Normative Financing • PBB • Generated Appropriate and Relevant Technologies and Information

•**Program Title:** Conservation, Improvement and Profitable Utilization of the Philippine Native Pigs

Funding Agency: DOST-PCAARRD

Year 3 Duration: July 2016 to June 2017

Budget:

Project 1: Php723,907.00

Project 2: Php933,861.00

Project Leader: Mr. Marcelino G. Saliw-an

Study Leader: Sharmaine D. Codiam

SRA: Mark Stephen S. Ballog, DVM

Contractual Laborers: Clinton Pasado

Jerwin Aquino

Project 1. Organized breeding and selection for the establishment of breeding true to type native pig populations in the Cordillera Administrative Region, Cagayan Valley, Calabarzon and Mimaropa regions



Project 1. Organized breeding and selection for the establishment of breeding true to type native pig populations in the Cordillera Administrative Region, Cagayan Valley, Calabarzon and Mimaropa regions



Data on Lechon Recovery Analysis

Project 2. Local resource-based free range production management protocols and systems for breeder and slaughter native pigs



Indigenous Feedstuff

Project 2. Local resource-based free range production management protocols and systems for breeder and slaughter native pigs



Data collection on Biomass



HOUSING PROTOTYPE



• CLONAL NURSERY

Funding Agency: DENR

Project Leader: Dr. Robert A. Rodolfo



• COFFEE SEEDLING PRODUCTION

Funding Agency: DA & DAR

Project Leader: Dr. Robert A. Rodolfo



• **PFEN NURSERY (Native Species)**
Funding Agency: PFEN
Project Leader: Dr. Robert A. Rodolfo



• **Philippine Native Pig R&D Program**
Funding Agency: DOST-PCAARRD
Project Leader: Mr. Marcelino G. Saliw-an



Breeding



Data on Lechon Recovery Analysis



Indigenous Feedstuff

- **Heirloom Rice R and D in Kalinga (Lubuagan & Pasil)**
Funding Agency: DA-CAR;
DA-Central Office
Project Leader: Dr. Ferdinand Ganotice





Data Gathering, Monitoring & Evaluation



Meetings and Consultations





KALINGA STATE UNIVERSITY

4th QUARTER REPORT 2016

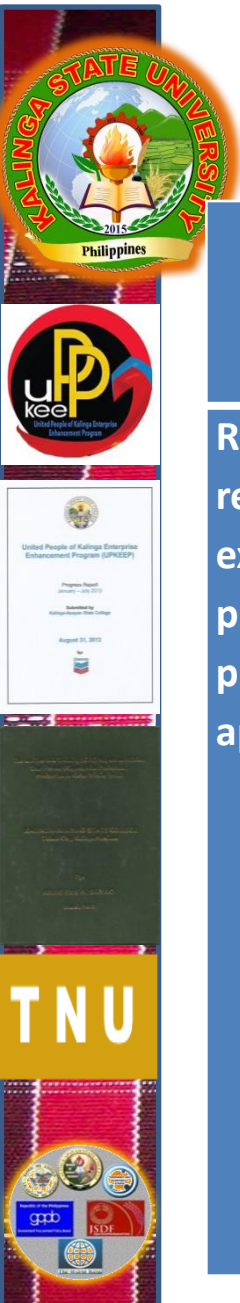
MFO 3: EXTENSION SERVICES



KALINGA-ABAYAO STATE COLLEGE
AFFILIATED RENEWABLE ENERGY CENTER
BURANG, TABUK CITY, KALINGA



MFO3: EXTENSION SERVICES




Program, Project Activities	Performance Indicators	Accomplishments	Percentage of Accomplishments	CHED Strategic Actions/ Outcomes
Reviewing/ recommending extension project proposals for approval	No. of proposed projects for approval Target: 22 proposed projects for approval No. of drafts of MOA for approval Target: 22 MOA for approval	-proposed 40 projects for approval - drafted 40 MOA for approval	-40/22= 1.82% - 40/22= 1.82%	<ul style="list-style-type: none"> ▪ Contributes to Accreditation requirements ▪ For PBB requirement ▪ For Normative Financing requirement ▪ Contributes to KSU Leveling Evaluation




MFO3: EXTENSION SERVICES

Program, Project Activities	Performance Indicators	Accomplishments	Percentage of Accomplishments	CHED Strategic Actions/Outcomes
<p>Implementation of extension projects</p>	<p>No. of projects/ activities implemented</p> <p>Target: 11 or 100% of the Colleges will conduct one extension activity each</p>	<p>Eight (8) activities were implemented, namely:</p> <ol style="list-style-type: none"> 1. Digital Literacy Training 2. Computer Literacy for Selected Teachers of Western Tabuk District 3. Bookkeeping with Cooperative Management Education 4. Action Research Mentoring(16) 	<p>- 8/11= 73%</p>	<ul style="list-style-type: none"> ▪ Contributes to Accreditation requirements ▪ For PBB requirement ▪ For Normative Financing requirement ▪ Contributes to KSU Leveling Evaluation





MFO3: EXTENSION SERVICES




Program, Project Activities	Performance Indicators	Accomplishments	Percentage of Accomplishments	CHED Strategic Actions/Outcomes
Implementation of extension projects		5.Seminar on Anti-Gambling Laws of the Philippines 6. Home – Based Business Summit 7.Financial Literacy for Kids 8. Community Outreach/Immersion		





MFO3: EXTENSION SERVICES




Program, Project Activities	Performance Indicators	Accomplishments	Percentage of Accomplishments	CHED Strategic Actions/Outcomes
<p>Implementation of extension projects</p>	<p>No. of persons trained</p> <p>Target: 480 participants trained</p>	<ol style="list-style-type: none"> Digital Literacy Training (two Batches) <ul style="list-style-type: none"> 40 trainees (Barangay workers) Computer Literacy for Selected Teachers of Western Tabuk District 	<p>588/480= 1.225%</p>	<ul style="list-style-type: none"> - Contributes to improvement of reporting, documentation and communication in the barangay - Contributes to level-up teaching thru the use of ICT





MFO 3: EXTENSION SERVICES




Program, Project Activities	Performance Indicators	Accomplishments	Percentage of Accomplishments	CHED Strategic Actions/Outcomes
<p>Implementation of extension projects</p>		<ul style="list-style-type: none"> ▪ 42 selected teachers from Western Tabuk District were mentored on microsoft powerpoint presentation and Microsoft excel 3. Bookkeeping with Cooperative Management Education ▪ 80 Kalinga Rice Farmers were trained on simple bookkeeping and were organized as a cooperative 		<p>- Organized and trained the officers and members of the Kalinga Rice Terraces farmers Agriculture Cooperative</p>





MFO 3: EXTENSION SERVICES




Program, Project Activities	Performance Indicators	Accomplishments	Percentage of Accomplishments	CHED Strategic Actions/Outcomes
<p>Implementation of extension projects</p>		<p>4. Action Research Mentoring</p> <ul style="list-style-type: none"> 15 teachers 1 school head of CoE adopted School were mentored in Action research planning and implementation 		<ul style="list-style-type: none"> Increased involvement of teachers in action researches as basis for solving school and classroom problems





MFO 3: EXTENSION SERVICES




Program, Project Activities	Performance Indicators	Accomplishments	Percentage of Accomplishments	CHED Strategic Actions/Outcomes
<p>Implementation of extension projects</p>		<p>5. Seminar on Anti-Gambling Laws of the Philippines</p> <ul style="list-style-type: none"> The seminar was conducted to 120 Barangay Officials & staff, BPAT, Out-of-school Youth, and students 		<ul style="list-style-type: none"> Contributes to the reduction of gambling activities in the community





MFO 3: EXTENSION SERVICES




Program, Project Activities	Performance Indicators	Accomplishments	Percentage of Accomplishments	CHED Strategic Actions/Outcomes
<p>Implementation of extension projects</p>		<p>6. Home –Based Business Summit</p> <ul style="list-style-type: none"> 250 potential entrepreneurs(OFWs, Out of School Youth, and Entrep students) 		<ul style="list-style-type: none"> Contributes to enhanced knowledge and skills of participants on entrepreneurial activities (soap making, costing, packaging, and marketing techniques)





MFO 3: EXTENSION SERVICES





Program, Project Activities	Performance Indicators	Accomplishments	Percentage of Accomplishments	CHED Strategic Actions/Outcomes
<p>Implementation of extension projects</p>		<p>7. Financial Literacy for Kids</p> <ul style="list-style-type: none"> 55 pupils of Southern Tabuk Central School 		<ul style="list-style-type: none"> Contributes to the development of the habit of saving from allowances among the pupil participants





MFO 3: EXTENSION SERVICES




Program, Project Activities	Performance Indicators	Accomplishments	Percentage of Accomplishments	CHED Strategic Actions/Outcomes
<p>Monitoring, Evaluation, and Reporting of extension projects</p>	<p>No. of Trainees who rated the extension activities better</p> <p>Target: Atleast 75 % (441) of the participants will rate the activities as “better”</p>	<p>500 out of the 588 participants rated the activities as “better”</p>	<p>500/588= 85% rated the conduct of the activities as “better”</p>	<ul style="list-style-type: none"> Contributes to Accreditation requirements, PBB, Normative Financing, and SUC Leveling Evaluation, and the overall attainment of the Vision, Mission, Goal, and Objectives of KSU






MFO 3: EXTENSION SERVICES



Program, Project Activities	Performance Indicators	Accomplishments	Percentage of Accomplishments	CHED Strategic Actions/Outcomes
<p>Evaluation & Monitoring of Extension projects</p>	<p>No. of Training days for the quarter</p> <p>Target: 8 training days</p> <p>No. of extension projects monitored and reported</p> <p>Target: monitor and report 11 extension projects</p>	<ul style="list-style-type: none"> ▪ 17 training days ▪ Monitored and reported 8 activities implemented 	<ul style="list-style-type: none"> ▪ $17/8 = 2.125\%$ ▪ $8/11 = 73\%$ 	





THANK YOU VERY MUCH!!!!

Prepared by:

MARYMINA P. ODIEM, PhD
Professor 6





TNU






PICTORIALS

DIGITAL LITERACY TRAINING



TNU





TNU



PICTORIALS






PICTORIALS



TNU



Enhancement Literacy Training in






Pupils sharing their **LONG-TERM FINANCIAL** plans

TNU





P I C T O R I A L S



Financial Management- Money Matters for Kids






PICTORIALS



TNU



Financial Management- Money Matters for Kids





Bookkeeping for Non-Accountants with Concepts of Cooperative Management



TNU





80 Kalinga Rice Terraces Farmers Agriculture Cooperative (**KARTIFAC**) members participated in this particular activity. This was conducted November 24,25 and 26 of 2016 at Lubuagan, Kalinga.





MFO 4: General Administration

MFO 4: General Administration

Program, Project, Activities (PAA's)	Performance Indicators	Accomplishments	% of Accomplishment	CHED STRATEGIC ACTIONS/ OUTCOMES
A. Administrative Services				
CAO-Admin.				
A.1. Preparation and Processing of Payrolls for Permanent Employees	No. of Payrolls prepared and process for Salaries of Permanent Employees	<ul style="list-style-type: none"> •12 Payrolls for Teaching Employees •12 Payrolls for Non-Teaching Employees 	100%	Completed
A.2. Preparation and Processing of Payrolls of Contractual Employees	No. of Payrolls Prepared and Processed for contractual employees	<p>303 Payrolls were Processed for contractual employees</p> <ul style="list-style-type: none"> ▪Security Guards ▪Non-Teaching employees ▪Teaching Employees ▪Farm Workers ▪Student Aides ▪Special Project Laborers ▪Honorariums 	100%	Completed

MFO 4: General Administration

Program, Project, Activities (PAA's)	Performance Indicators	Accomplishments	% of Accomplishment	CHED STRATEGIC ACTIONS/ OUTCOMES
A. Administrative Services				
CAO-Admin.				
A.3. Preparation and Processing of Payroll for Bonus and Cash Gifts	No. of Payrolls prepared and processed for payment of bonuses and cash gifts	14 Payrolls were Prepared and Processed for Regular Teaching Employees and for Regular Non-Teaching Employees <ul style="list-style-type: none"> •Midyear Bonus •Performance Based-Bonus (PBB) •Year end Bonus (with the Retired Employees) •Cash Gift (with the Retired Employees) •Productivity Enhancement Incentive (PEI) 	100%	Completed

MFO: General Administration

Program, Project, Activities (PAA's)	Performance Indicators	Accomplishments	% of Accomplishment	CHED STRATEGIC ACTIONS/ OUTCOMES
A. Administrative Services				
CAO-Admin.				
A.4. Filing up of closed and open positions	No. of vacant position filled up.	Nine (9) Positions were filled up for Teaching No position for Non-teaching was filled in.	100%	Completed
HRMO				
A.5 Processing of Leaves of Absences	No. of Application of leaves and absences processed	Total of 965 Application of leaves and absences were processed	100%	Completed
SUPPLY				
Purchases and deliveries of Supplies and Materials	No. of purchased and delivered supplies and materials	607 Sets of Purchased and Delivered Supplies and Materials	100%	Completed

MFO 4: General Administration

Program, Project, Activities (PAA's)	Performance Indicators	Accomplishments	% of Accomplishment	CHED STRATEGIC ACTIONS/ OUTCOMES
Bids and Awards Committee				
BIDS AND AWARDS	No. of Pre-Bids Conferences	Eight(8) Pre-Bids Conferences	100%	Completed
	No. of Projects Bidded out/ awarded	Two (2) Bidded Out/Awarded	100%	Completed
	No. of contracts approved by BOR	One (1)Contracts Approved by BOR	100%	Completed

MFO 4: General Administration

Program, Project, Activities (PAA's)	Performance Indicators	Accomplishments	% of Accomplishment	CHED STRATEGIC ACTIONS/ OUTCOMES
B. FINANCIAL SERVICES				
B.1. Budget Hearings	No. of Budget Hearings	<p>-Attended one(1) Pre-Plenary and Plenary Budget Hearing in Congress of the Philippines representing KSU</p> <p>-Attended one(1) Pre-Plenary Budget hearing at the Senate of the Philippines representing KSU</p>	100%	Complied as required, all SUC's by Congress & Senate of the Philippines

MFO 4: General Administration

Program, Project, Activities (PAA's)	Performance Indicators	Accomplishments	% of Accomplishment	CHED STRATEGIC ACTIONS/ OUTCOMES
B. FINANCIAL SERVICES				
B.2. Budget Proposals	Amount of Budget Proposed for use of income for FY 2017	<p>-One(1) proposed on estimated collections</p> <ul style="list-style-type: none"> •Proposed for use of Income FY 2017 ✓ Tuition Fees – P24,000.00 ✓ Other Fees – P5,255,000.00 ✓ Fiduciary Fees – P15,000.00 ✓ Non-Agri Income – P1,810,000.00 ✓ Agricultural Income – P2,865,000.00 Total - - - - P49,330,000.00 	100%	Submitted to DBM for Approval/ Complied

MFO 4: General Administration

Program, Project, Activities (PAA's)	Performance Indicators	Accomplishments	% of Accomplishment	CHED STRATEGIC ACTIONS/ OUTCOMES
B. FINANCIAL SERVICES				
B.3. Financial Reports	No. of Financial Reports to DBM	<p>Nine(9) Financial Reports as follows:</p> <ul style="list-style-type: none"> ▪ FAR I – Statement of Appropriated Allotment Disbursement & Balances ▪ FAR IA – Summary of Appropriated Allotment Disbursements & Balances ▪ FAR IB – List of Allotments and Sub-Allotments ▪ FAR 2 – Statement of Budget Utilization, Disbursements & Balances ▪ FAR2A – Summary of Budget Utilization, Disbursements & Balances ▪ FAR 3 – Quarterly Fiscal Report of Operation/Fiscal Plan ▪ FAR4 – Monthly Report of Disbursement ▪ FAR5 – Quarterly Report of Income ▪ Daily Report of Disbursement Annual Final Report eTRA 	100%	Complied as DBM mandate

MFO 4: General Administration

Program, Project, Activities (PAA's)	Performance Indicators	Accomplishments	% of Accomplishment	CHED STRATEGIC ACTIONS/ OUTCOMES
B. FINANCIAL SERVICES				
B.4. Collections	Amount of Collections as of November 30, 2016	-Six(6) Actual Collections as follows: <ul style="list-style-type: none"> • Tuition Fees – P28,919,232 • Other Fees – P2,777,484 • Fiduciary Fees – P13,654,605 • Non-Agri Income – P259,301 • Agricultural Income – P239,866 • Special Projects & Scholarships – P9,913,771 TOTAL - - - - - P55,764,259	100%	Complied
B.5. Obligations/ Disbursements (Regular Fund)	Amount of Actual Obligations/ Disbursement Regular Fund	<input type="checkbox"/> Actual Obligations/ Disbursement Regular Fund <ul style="list-style-type: none"> ✓ MOOE-GASS – P6,175,981 ✓ MOOE-HES – P5,445,211 ✓ MOOE-Auxiliary – P282,901 ✓ MOOE-Research – P281,486 ✓ MOOE-Extension – P144,772 ✓ Capital Outlay – P3,863,187 ✓ Special Projects Fund – P11,972,740 TOTAL - - - - - P103,559,172	100%	Complied

MFO 4: General Administration

Program, Project, Activities (PAA's)	Performance Indicators	Accomplishments	% of Accomplishment	CHED STRATEGIC ACTIONS/ OUTCOMES
B. FINANCIAL SERVICES				
B.6. Vouchers & Checks	No. of Vouchers & Checks Processed	-Vouchers & Checks Processed ✓ Regular Funds – P1,682 ✓ Trust Fund & Business Type Income – P1,761 TOTAL ----- P3,443	100%	Complied
B.7. Hiring of Contractual Employees	No. of Contractual Employees Hired	-Three(3) Contractual Employees hired as follows: ✓ Grace C. Madongit ✓ Jane B. Bangngayon ✓ Marinell M. Tocyapao	100%	Complied
B.8. Trainings and Seminars	No. of Staff attended Trainings & Seminars	-One(1) attended the SUC-DBM Fast Delivery Unit. DBM CAR Baguio City at BSU La Trinidad, Benguet	100%	Complied

MFO 4: General Administration

Program, Project, Activities (PAA's)	Performance Indicators	Accomplishments	% of Accomplishment	CHED STRATEGIC ACTIONS/ OUTCOMES
C. Income Generating Projects				
C.1. Rice Production	Area of Rice Field Planted Land Preparation, Rice seeding	<p>-2.8 hectares in Bulanao Campus planted with rice</p> <p>- Cost of Direct Labor ranging from land preparation to rice transplantation are fully delivered firstly by personal remedies and initiatives while proper and necessary documents and requirements are done and processed for its payments.</p>	<p>55% of 2.8 hectares planted with rice</p> <p>Remarks: 1. A total estimate of 30% of the ricefield was flooded and destroyed by typhoon Lawin</p> <p>Action Taken: Possible repair is being done.</p> <p>2. Decrease of productivity rate at about 10% is expected caused by the destruction during its reproductive stage.</p>	<p>- Continued operation of Ricefield as an income-generating project of the University</p>

MFO 4: General Administration

C.2. Bio-Organic Fertilizer Production	No. Of Bio-Organic Fertilizer	- 300 bags of Bio-Organic Fertilizer produced	100%	-Complied as Technology Transfer -Marketing Strategies to increase sale of Bio-Organic Fertilizer
	No. of Bio-Organic Fertilizer sold	- 50 bags of Bio-Organic Fertilizer sold at P300/bag	Note: Demand of Bio-Organic Fertilizer decreased because farmers produced their own Bio-Organic fertilizer resulting from trainings and demos conducted by KSU-DA and NGO's	
	Total amount of Sale	- P15,000.00		

MFO 4: General Administration

Program, Project, Activities (PAA's)	Performance Indicators	Accomplishments	% of Accomplishment	CHED STRATEGIC ACTIONS/ OUTCOMES
C. Income Generating Projects				
C.3. Egg Production	Establish, operate and maintain project on table Egg Production and Marketing	- A total of 1000 heads pullets were purchased and delivered last September, after which, started to lay eggs on October current year5.	90% Production rate	-Operational and competitive table egg production of KSU.
	No. of Eggs Produced	- 33,795 pcs. Of Poultry Eggs produced and sold from October to December 9, 2016	90%	Complied
	Amount of Actual Cash Sales (October to December 9, 2016)	- P140,442 generated by egg production sales (whole sale and retail) deposited at Business Affairs Office accounts	90%	Complied

MFO 4: General Administration

Program, Project, Activities (PAA's)	Performance Indicators	Accomplishments	% of Accomplishment	CHED STRATEGIC ACTIONS/ OUTCOMES
C. Income Generating Projects				
C.4. Goat Production	No. of Goats	-20 heads of goats being maintained at goatery for breeding and marketing	Low percentage of sale of goats due to inadequate stocks/aging goats need to be replaced	- Prepare budget for purchase of new breeders
	No. of repairs or improvements of goatery	- 4 general repairs conducted	100% of damaged portion by typhoon Lawin repaired	-Expansion of goatery to accommodate new and more stocks proposed
	Area planted for Napier Grass	- 1,000 square meters planted with Napier grass in aggregate spaces in production area	100% planted with Napier grass	-Expansion of Napier grass for supplemented feeding proposed

MFO 4: Resource Generation

Program, Project, Activities (PAA's)	Performance Indicators	Accomplishments	% of Accomplishment	CHED STRATEGIC ACTIONS/ OUTCOMES
C. Income Generating Projects				
C.5. Native Pig Production	No. of Native Pigs	- 24 heads of native pigs being maintained with some sows(Pregnant)	100%	- Need to increase stocks for a full scale production to increase sale competitively

MFO 4: Resource Generation

Program, Project, Activities (PAA's)	Performance Indicators	Accomplishments	% of Accomplishment	CHED STRATEGIC ACTIONS/ OUTCOMES
C. Income Generating Projects				
C.6. Cattle Production	No. of Cattle at KSU Ranch	- 64 heads of Cows maintained at KSU Ranch	.5%	Complied
	No. of Cows sold Total Sales - - -	- P20,000 worth of dressed weight - P36,000 worth of live weight - ---- - P 56,700 (October to December 9, 2016)	.5%	Complied
	No. of Meters of Parameter fencing	- Approximately 1,000 meters of parameter fencing completed	80% of parameter fencing completed	-Need to repair parameter fences damaged by typhoon.
C.7. Mushroom Production	No. of mushrooms maintained	- 837 fruiting bags of mushrooms being maintained	- Began with harvest and sales starting from little volume/quantity and to increase gradually.	- Need to increase production and strategize marketing
C.8. Auxiliary Services for IGP	-Amt. of collection from rentals and printing services	- P335,730 were accounted as proceeds of rentals	80%	- Need to hire skilled manpower in risographing and xerox

MFO 4: Resource Generation

Program, Project, Activities (PAA's)	Performance Indicators	Accomplishments	% of Accomplishment	CHED STRATEGIC ACTIONS/ OUTCOMES
C. Income Generating Projects				
C.8. Auxiliary Services for IGP	-Amt. of collection from rentals and printing services	- P335,730 were accounted as proceeds of rentals and printing services	80%	- Need to hire skilled manpower in risographing and xerox machine operations
C.9. Collection of Refunds	Continues collection of refunds from various personnel	Refunds for electric and water bill are collected by the cashier's office both on cash payment and salary deductions are regularly done. Such amounts were previously charged to the BAO when it should be paid personally by identified personnel of the University. Such collections should then properly returned to the BAO.	Remarks: Proper refunds for expenses previously charged to BAO.	Proper handling of funds.

INFRASTRUCTURE STATUS REPORT as of December 09, 2016

PROJECTS	Contract /Programmed Amount	Implementation	REVISE CD to Complete	3% ENGINEERING SERVICES	CONTRACT DATE	Date Started	REVISE CONTRACT DURATION	Total Amount Accomplish	% Accomplishment Jan-Sept.	% Accomplishment October - December	Remarks
1. Construction of Academic Bldg. with Science Laboratory of KASC Rizal Campus	24,116,110.81	24,105,032.98	337 days	721,889.19	1/13/2016	1/26/2016	12/28/2016	13,892,007.01	30.07%	27.56%	on going
Materials	18,993,055.12	straight contract									
Labor	5,123,055.69	JC Baac Construction Corporation									
2. Construction/Repair/Rehabilitation of Academic buildings	15,811,163.56										Bidding Failure for Republication
3. Completion of Graduate Studies and Law building Phase III	4,852,900.14										Just bidded Post qualification and bid evaluation on-going
4. Construction of Research, Agriculture and Forestry Laboratory Building and upgrading of facilities and fixtures	9,900,666.09										Just bidded Post qualification and bid evaluation on-going
TOTALS				721,889.19				13,892,007.01			

INFRASTRUCTURE STATUS REPORT as of December 09, 2016

PROJECTS	Contract /Programmed Amount	Implementation	REVISE CD to Complete	3% ENGINEERING SERVICES	CONTRACT DATE	Date Started	REVISE CONTRACT DURATION	Total Amount Accomplish	% Accomplishment Jan- Sept.	% Accomplishment October - December	Remarks
1. Construction of Academic Bldg. with Science Laboratory of KASC Rizal Campus	24,116,110.81	24,105,032.98	337 days	721,889.19	1/13/2016	1/26/2016	12/28/2016	13,892,007.01	30.07%	27.56%	on going
Materials	18,993,055.12	straight contract									
Labor	5,123,055.69	JC Baac Construction Corporation									
2. Construction/Repair/Rehabilitation of Academic buildings	15,811,163.56										Bidding Failure for Republication
3. Completion of Graduate Studies and Law building Phase III	4,852,900.14										Just bid. Post qualification and bid evaluation on-going
4. Construction of Research, Agriculture and Forestry Laboratory Building and upgrading of facilities and fixtures	9,900,666.09										Just bid. Post qualification and bid evaluation on-going
TOTALS				721,889.19				13,892,007.01			

MFO 4: Resource Generation

Table Egg Production



MFO 4: Resource Generation

POULTRY



MFO: Resource Generation

Native Pig Production



MFO: Resource Generation

Cattle Production



Monitoring and evaluation on Cattle Production
Project, Bulbul, Rizal



MFO 4: Resource Generation

Cattle Production



Conducting a physical inventory by the project-in-charge, Mr. Marcelino Saliw-an and the BAO Director, Dr. Raquel J. Dulliyao at KSU ranch, Bulbul, Rizal, Kalinga



The bull that provides services to the female cows



Cows are made to pass through the shoot with Mr. Joseph Labbutan classifying

MFO 4: Resource Generation

GOATERY

