

**QUARTERLY PHYSICAL REPORT OF OPERATIONS /PHYSICAL PLAN**

For the Quarter ending JUNE 30, 2015


Department : State Universities and Colleges  
**Agency: KALINGA-APAYAO STATE COLLEGE**

Operating Unit:


Organizational Code (UACS): 08-19


<input checked="" type="checkbox"/>	Current Year Appropriations
<input type="checkbox"/>	Supplemental Appropriations
<input type="checkbox"/>	Continuing Appropriations

PARTICULARS	UACS CODE	Physical Targets					Physical Accomplishments					Variance 3/31/2015	REMARKS
		IST	2nd	3rd	4th	TOTAL	IST	2nd	3rd	4th	TOTAL		
		Quarter	Quarter	Quarter	Quarter		Quarter	Quarter	Quarter	Quarter			
<b><u>1. MFO 1 HIGHER EDUCATION SERVICES</u></b>													
1.1 Total Number of Graduates in Mandated and Priority Programs		0	882	0	0	882	0	843			0	0	
1.2. Average Licensure Passing Rate		0	35%	35%	35%	35.00%	0%			0%	0%		
1.3. Percentage of Programs Accredited at Level 3 or better (Cumulative)		0	0	0	41.66%	41.66%	0%			0%	0%		
a. Baccalaureate Degree - (6 of 20)													
b. Master's Degree - (1 of 5)													
c. Doctorate Degree - (1 of 2)													
1.4. Average Licensure Rate Score of SUC graduates / Average Licensure of all Universities		0	0%	38%	38%	38%	0%			0%	0%		
a. Agriculture, Forestry, Fisheries													
b. Education Science and Teacher Training													
c. Engineering, Technology and IT													
d. Medical and Allied													
e. Other Fields													
1.5.No of enrolment application acted upon within one month upon submission		0	100%	0	100%	100%	0%	100%		0%	0%		
<b><u>2. MFO 2 RESEARCH SERVICES</u></b>													
2.1. No of Research Studies Completed		10	15	8	10	43	10	15		10	0		
2.2. % of Research Projects whose Research Output is Published in a Recognized Journals or Adopted by the Industry		25%	25%	25%	25%	20%	25%	25%		25%	0		
		(3/12)	(3/12)	(3/12)	(3/12)	(12/12)	(3/12)	(3/12)		(3/12)			




PARTICULARS	UACS CODE	Physical Targets					Physical Accomplishments					Variance 3/31/2015	REMARKS
		1st Quarter	2nd Quarter	3rd Quarter	4th Quarter	TOTAL	1st Quarter	2nd Quarter	3rd Quarter	4th Quarter	TOTAL		
2.3. % of Research Projects Completed within the original Project Timeframe		90%	90%	90%	100%	90%	100%	90%			100%	0	
<b>3. MFO 3 - EXTENSION SERVICES</b>													
3.1. Number of Training Days Provided		12	13	12	13	50	15	17			15	3	
3.2. Number of Technical Advisories Undertaken		5	5	5	5	20	6	7			6	1	
3.3. Number of People Trained		610	620	610	610	2450	612	624			624	14	
3.4. Number of Trainees who rate Training course Aatisfactory or Better		90%	90%	90%	90%	90%	95%	95%			95%	5%	
3.5. Percentage of Request for Training Responded within 3 days of request		100%	100%	100%	100%	100%	100%	100%			100%	0%	

Prepared by:  **DANILO T. BUEN, MBA**  
Budget Officer

Approved:  **JOVITA E. SAGUIBO, Ph D**  
SUC President III