

MONTHLY REPORT OF DISBURSEMENT

For the month ended April 30, 2016

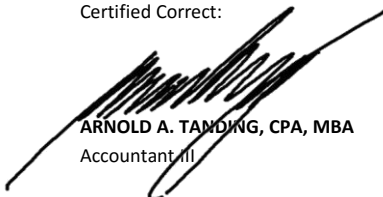
Department/Agency : **STATE UNIVERSITIES AND COLLEGES**
 Agency : **KALINGA STATE UNIVERSITY**
 Organizational Code (UACS) :
 Fund Cluster : **01-Regular Agency Fund**

PARTICULARS	CURRENT YEAR'S BUDGET					PRIOR YEAR'S BUDGET											Sub-total	TRUST LIABILITIES				GRAND TOTAL					Remarks	
						PRIOR YEARS' BUDGET					PRIOR YEARS' OBLIGATION							TOTAL	PS	MOOE	CO	TOTAL	PS	MOOE	Exp.	CO		TOTAL
	PS	MOOE	Fin. Exp.	CO	TOTAL	PS	MOOE	Fin. Exp.	CO	Sub-total	PS	MOOE	Fin. Exp.	CO	Sub-total	PS												
1	2	3	4	5	6=(2+3+4+5)	7	8	9	10	11=(7+8+9+10)	12	13	14	15	16=12+13+14+15	17=(11+16)	18=(6+17)	19	20	21	22=(19+20+21)	23	24	25	26	27=(23+24+25+26)	28	
NOTICE OF CASH ALLOCATION																												
MDS CHECKS ISSUED	3,694,139.77	720,992.14			4,415,131.91					-					-	-	4,415,131.91				-	3,694,139.77	720,992.14			4,415,131.91		
ADVICE TO DEBIT ACCOUNT	3,608,540.70	1,158,808.54			4,767,349.24					-					-	-	4,767,349.24				-	3,608,540.70	1,158,808.54			4,767,349.24		
Working Fund (NCA Issued to BTr)					-					-					-	-	-				-	-				-		
TAX REMITTANCE ADVICES ISSUED	990,170.05	32,998.81			1,023,168.86					-					-	-	1,023,168.86				-	990,170.05	32,998.81			1,023,168.86		
CASH DISBURSEMENT CEILING					-					-					-	-	-				-	-				-		
NON-CASH AVAILMENT AUTHORITY (NCAA)					-					-					-	-	-				-	-				-		
Others (CDT, BTr Docs Stamp, Etc.)					-					-					-	-	-				-	-				-		
TOTAL	8,292,850.52	1,912,799.49			10,205,650.01	-	-	-	-	-	-	-	-	-	-	-	10,205,650.01	-	-	-	-	8,292,850.52	1,912,799.49			10,205,650.01		


SUMMARY

	<u>Previous report</u>	<u>This Month</u>	<u>As of Date</u>		<u>Previous report</u>	<u>This Month</u>	<u>As of Date</u>
Total Disbursement Authority Received				Total Disb Program	31,099,835.22	16,382,818.86	47,482,654.08
NCA	28,759,206.00	15,359,650.00	44,118,856.00	Less: Actual Disbursement	28,204,694.61	9,182,481.15	37,387,175.76
Working Fund	-	-	-	(Over)/Under spending	2,895,140.61	7,200,337.71	10,095,478.32
TRA	2,340,629.22	1,023,168.86	3,363,798.08				
CDC	-	-	-				
NCAA	-	-	-				
Others	-	-	-				
Less: Notice of Transfer Allocation (NTA) issued							
Total Disbursement Authorities Available	31,099,835.22	16,382,818.86	47,482,654.08				
Less: Lapse NCA							
Disbursements	28,204,694.61	9,182,481.15	37,387,175.76				
Balance of Disbursement Authorities as of to date	2,895,140.61	7,200,337.71	10,095,478.32				

Certified Correct:


ARNOLD A. TANDIONG, CPA, MBA
 Accountant III

Approved:


ROWITA E. SAGUIBO, Ph.D.
 SUC President III

MONTHLY REPORT OF DISBURSEMENT

For the month ended May 31, 2016

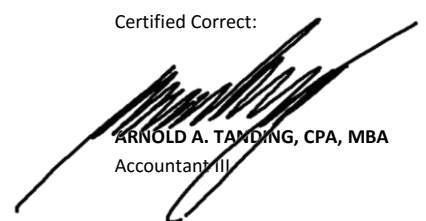
Department/Agency : **STATE UNIVERSITIES AND COLLEGES**
 Agency : **KALINGA STATE UNIVERSITY**
 Organizational Code (UACS) :
 Fund Cluster : **01-Regular Agency Fund**

PARTICULARS	CURRENT YEAR'S BUDGET					PRIOR YEAR'S BUDGET											Sub-total	TRUST LIABILITIES				GRAND TOTAL					Remarks
						PRIOR YEARS' BUDGET					PRIOR YEARS' OBLIGATION							TOTAL	PS	MOOE	CO	TOTAL	PS	MOOE	Fin. Exp.	CO	
	PS	MOOE	Fin. Exp.	CO	TOTAL	PS	MOOE	Fin. Exp.	CO	Sub-total	PS	MOOE	Fin. Exp.	CO	Sub-total	PS											
1	2	3	4	5	6=(2+3+4+5)	7	8	9	10	11=(7+8+9+10)	12	13	14	15	16=12+13+14+15	17=(11+16)	18=(6+17)	19	20	21	22=(19+20+21)	23	24	25	26	27=(23+24+25+26)	28
NOTICE OF CASH ALLOCATION																											
MDS CHECKS ISSUED	2,772,906.43	272,155.91		38,400.00	3,083,462.34					-					-	-	3,083,462.34				-	2,772,906.43	272,155.91			3,045,062.34	
ADVICE TO DEBIT ACCOUNT	15,510,842.37	626,705.68		54,350.07	16,191,898.12					-					-	-	16,191,898.12				-	15,510,842.37	626,705.68			16,137,548.05	
Working Fund (NCA Issued to BTr)					-					-					-	-	-				-	-				-	
TAX REMITTANCE ADVICES ISSUED	1,018,344.94	27,045.88			1,045,390.82					-					-	-	1,045,390.82				-	1,018,344.94	27,045.88			1,045,390.82	
CASH DISBURSEMENT CEILING					-					-					-	-	-				-	-				-	
NON-CASH AVAILMENT AUTHORITY (NCAA)					-					-					-	-	-				-	-				-	
Others (CDT, BTr Docs Stamp, Etc.)					-					-					-	-	-				-	-				-	
TOTAL	19,302,093.74	925,907.47		92,750.07	20,320,751.28	-	-	-	-	-	-	-	-	-	-	-	20,320,751.28	-	-	-	-	19,302,093.74	925,907.47			20,228,001.21	

SUMMARY


	<u>Previous report</u>	<u>This Month</u>	<u>As of Date</u>		<u>Previous report</u>	<u>This Month</u>	<u>As of Date</u>
Total Disbursement Authority Received				Total Disb Program	47,504,876.04	18,697,519.82	66,202,395.86
NCA	44,118,856.00	17,652,129.00	61,770,985.00	Less: Actual Disbursement	37,387,175.76	19,275,360.46	56,662,536.22
Working Fund	-	-	-	(Over)/Under spending	10,117,700.28	(577,840.64)	9,539,859.64
TRA	3,386,020.04	1,045,390.82	4,431,410.86				
CDC	-	-	-				
NCAA	-	-	-				
Others	-	-	-				
Less: Notice of Transfer Allocation (NTA) issued							
Total Disbursement Authorities Available	47,504,876.04	18,697,519.82	66,202,395.86				
Less: Lapse NCA							
Disbursements	37,387,175.76	19,275,360.46	56,662,536.22				
Balance of Disbursement Authorities as of to date	10,117,700.28	(577,840.64)	9,539,859.64				

Certified Correct:



ARNOLD A. TANDING, CPA, MBA
Accountant III

Approved:



JOVITA E. SAGUIBON, Ph.D.
SUC President III

MONTHLY REPORT OF DISBURSEMENT

For the month ended June 30, 2016


Department/Agency : **STATE UNIVERSITIES AND COLLEGES**
 Agency : **KALINGA STATE UNIVERSITY**
 Organizational Code (UACS) :
 Fund Cluster : **01-Regular Agency Fund**

PARTICULARS	CURRENT YEAR'S BUDGET					PRIOR YEAR'S BUDGET										Sub-total	TRUST LIABILITIES				GRAND TOTAL					Remarks	
						PRIOR YEARS' BUDGET					PRIOR YEARS' OBLIGATION						TOTAL	PS	MOOE	CO	TOTAL	PS	MOOE	Fin. Exp.	CO		TOTAL
	PS	MOOE	Fin. Exp.	CO	TOTAL	PS	MOOE	Fin. Exp.	CO	Sub-total	PS	MOOE	Fin. Exp.	CO	Sub-total												
1	2	3	4	5	6=(2+3+4+5)	7	8	9	10	11=(7+8+9+10)	12	13	14	15	16=12+13+14+15	17=(11+16)	18=(6+17)	19	20	21	22=(19+20+21)	23	24	25	26	27=(23+24+25+26)	28
NOTICE OF CASH ALLOCATION																											
MDS CHECKS ISSUED	3,899,665.70	1,305,712.10			5,205,377.80												5,205,377.80					3,899,665.70	1,305,712.10				5,205,377.80
ADVICE TO DEBIT ACCOUNT	2,803,017.24	306,983.00		60,725.89	3,170,726.13												3,170,726.13					2,803,017.24	306,983.00				3,110,000.24
Working Fund (NCA Issued to BTr)					-												-					-	-				-
TAX REMITTANCE ADVICES ISSUED	1,018,344.94	27,045.88			1,045,390.82												1,045,390.82					1,018,344.94	27,045.88				1,045,390.82
CASH DISBURSEMENT CEILING					-												-					-	-				-
NON-CASH AVAILMENT AUTHORITY (NCAA)					-												-					-	-				-
Others (CDT, BTr Docs Stamp, Etc.)					-												-					-	-				-
TOTAL	7,721,027.88	1,639,740.98		60,725.89	9,421,494.75	-	-	-	-	-	-	-	-	-	-	-	9,421,494.75	-	-	-	-	7,721,027.88	1,639,740.98	-	-	-	9,360,768.86

SUMMARY


	<u>Previous report</u>	<u>This Month</u>	<u>As of Date</u>		<u>Previous report</u>	<u>This Month</u>	<u>As of Date</u>
Total Disbursement Authority Received				Total Disb Program	66,202,395.86	9,700,981.70	75,903,377.56
NCA	61,770,985.00	8,724,650.00	70,495,635.00	Less: Actual Disbursement	56,662,536.22	8,376,103.93	65,038,640.15
Working Fund	-		-	(Over)/Under spending	9,539,859.64	1,324,877.77	10,864,737.41
TRA	4,431,410.86	976,331.70	5,407,742.56				
CDC	-		-				
NCAA	-		-				
Others	-		-				
Less: Notice of Transfer Allocation (NTA) issued							
Total Disbursement Authorities Available	66,202,395.86	9,700,981.70	75,903,377.56				
Less: Lapse NCA							
Disbursements	56,662,536.22	8,376,103.93	65,038,640.15				
Balance of Disbursement Authorities as of to date	9,539,859.64	1,324,877.77	10,864,737.41				

Certified Correct:



ARNOLD A. TANDING, CPA, MBA
Accountant III

Approved:



JOVITA E. SAGUIBO, Ph.D.
SUC President III