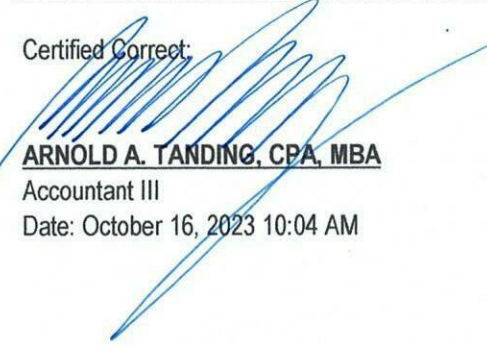


QUARTERLY REPORT OF REVENUE AND OTHER RECEIPTS
As at the Quarter Ending September 30, 2023


Department : State Universities and Colleges (SUCs)
 Agency : Kalinga State University
 Operating Unit : <not applicable>
 Organization Code : 08 019 0000000
 Funding Cluster : 05 - Internally Generated Funds

Classification/Sources of Revenue and Other Receipts	UACS CODE	REVENUE TARGET (Annual)	Actual Revenue and Other Receipts Collections					Cumulative Remittance/Deposits to Date			Variance		Remarks
			1st Quarter Ending March 31	2nd Quarter Ending June 30	3rd Quarter Ending September 30	4th Quarter Ending December 31	Total	Remittance to BTr	Deposited with AGDB	Total	Amount	%	
1	2	3	4	5	6	7	8=(4+5+6+7)	9	10	11=(9+10)	12=(8-3)	13=(12/3)	14
Internally Generated Funds		71,000,000.00	2,504,317.50	26,518,318.66	3,031,052.36	0.00	32,053,688.52	0.00	32,053,688.52	32,053,688.52	(38,946,311.48)	-55%	
Revenue Collections		71,000,000.00	2,504,317.50	26,518,318.66	3,031,052.36	0.00	32,053,688.52	0.00	32,053,688.52	32,053,688.52	(38,946,311.48)	-55%	
Cash Revenue		71,000,000.00	2,504,317.50	26,518,318.66	3,031,052.36	0.00	32,053,688.52	0.00	32,053,688.52	32,053,688.52	(38,946,311.48)	-55%	
Non-Tax		71,000,000.00	2,504,317.50	26,518,318.66	3,031,052.36	0.00	32,053,688.52	0.00	32,053,688.52	32,053,688.52	(38,946,311.48)	-55%	
Other Service Income	4020199099	3,500,000.00	756,680.50	494,650.50	745,821.00	0.00	1,997,152.00	0.00	1,997,152.00	1,997,152.00	(1,502,848.00)	-43%	
Tuition Fees	4020201001	41,500,000.00	926,523.77	15,845,828.80	712,969.36	0.00	17,485,321.93	0.00	17,485,321.93	17,485,321.93	(24,014,678.07)	-58%	
Income Collected from Students	4020201002	26,000,000.00	821,113.23	10,177,839.36	1,572,262.00	0.00	12,571,214.59	0.00	12,571,214.59	12,571,214.59	(13,428,785.41)	-52%	
TOTAL		71,000,000.00	2,504,317.50	26,518,318.66	3,031,052.36	0.00	32,053,688.52	0.00	32,053,688.52	32,053,688.52	(38,946,311.48)	-55%	


Certified Correct:


ARNOLD A. TANDING, CPA, MBA
 Accountant III
 Date: October 16, 2023 10:04 AM


Certified Correct:


ELSIE P. ANDRES
 Budget Officer
 Date: October 16, 2023 10:04 AM

Recommending Approval:


DANILO T. BUEN, MBA
 Director for Finance Management Services
 Date: October 16, 2023 10:33 AM

Approved By:

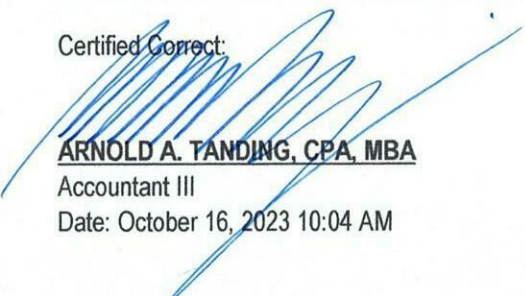

EDUARDO T. BAGTANG, CPA, DBM
 SUC President III
 Date: October 16, 2023 10:35 AM

QUARTERLY REPORT OF REVENUE AND OTHER RECEIPTS
As at the Quarter Ending September 30, 2023


Department : State Universities and Colleges (SUCs)
 Agency : Kalinga State University
 Operating Unit : <not applicable>
 Organization Code : 08 019 0000000
 Funding Cluster : 06 - Business Related Funds

Classification/Sources of Revenue and Other Receipts	UACS CODE	REVENUE TARGET (Annual)	Actual Revenue and Other Receipts Collections					Cumulative Remittance/Deposits to			Variance		Remarks
			1st Quarter Ending March	2nd Quarter Ending June 30	3rd Quarter Ending September 30	4th Quarter Ending December 31	Total	Remittance to BTr	Deposited with AGDB	Total	Amount	%	
1	2	3	4	5	6	7	8=(4+5+6+7)	9	10	11=(9+10)	12=(8-3)	13=(12/3)	14
Business Related Funds		9,000,000.00	1,725,197.00	1,129,150.00	1,193,197.48	0.00	4,047,544.48	0.00	4,047,544.48	4,047,544.48	(4,952,455.52)	-55%	
Revenue Collections		9,000,000.00	1,725,197.00	1,129,150.00	1,193,197.48	0.00	4,047,544.48	0.00	4,047,544.48	4,047,544.48	(4,952,455.52)	-55%	
Cash Revenue		9,000,000.00	1,725,197.00	1,129,150.00	1,193,197.48	0.00	4,047,544.48	0.00	4,047,544.48	4,047,544.48	(4,952,455.52)	-55%	
Non-Tax		9,000,000.00	1,725,197.00	1,129,150.00	1,193,197.48	0.00	4,047,544.48	0.00	4,047,544.48	4,047,544.48	(4,952,455.52)	-55%	
Rent/Lease Income	4020205000	550,000.00	414,150.00	102,625.00	115,298.48	0.00	632,073.48	0.00	632,073.48	632,073.48	82,073.48	15%	
Income from Hostels/Dormitories and other Like Facilities	4020213000	300,000.00	13,000.00	20,705.00	22,500.00	0.00	56,205.00	0.00	56,205.00	56,205.00	(243,795.00)	-81%	
Income from Printing and Publication	4020215000	2,850,000.00	877,709.00	382,480.00	378,171.00	0.00	1,638,360.00	0.00	1,638,360.00	1,638,360.00	(1,211,640.00)	-43%	
Sale of Animals, Meat and Dairy	4020216006	1,650,000.00	20,000.00	30,000.00	100,000.00	0.00	150,000.00	0.00	150,000.00	150,000.00	(1,500,000.00)	-91%	
Other Sales	4020216099	1,850,000.00	390,638.00	82,830.00	214,595.00	0.00	688,063.00	0.00	688,063.00	688,063.00	(1,161,937.00)	-63%	
Other Business Income	4020299099	1,800,000.00	9,700.00	510,510.00	362,633.00	0.00	882,843.00	0.00	882,843.00	882,843.00	(917,157.00)	-51%	
TOTAL		9,000,000.00	1,725,197.00	1,129,150.00	1,193,197.48	0.00	4,047,544.48	0.00	4,047,544.48	4,047,544.48	(4,952,455.52)	-55%	


Certified Correct:


ARNOLD A. TANDING, CPA, MBA
 Accountant III
 Date: October 16, 2023 10:04 AM


Certified Correct:


ELSIE P. ANDRES
 Budget Officer
 Date: October 16, 2023 10:04 AM

Recommending Approval:


DANILO T. BUEN, MBA
 Director for Finance Management Services
 Date: October 16, 2023 10:33 AM

Approved By:


EDUARDO T. BAGTANG, CPA, DBM
 SUC President III
 Date: October 16, 2023 10:35 AM

This report was generated using the Unified Reporting System on October 16, 2023 10:38 AM; Status : SUBMITTED

QUARTERLY REPORT OF REVENUE AND OTHER RECEIPTS
As at the Quarter Ending September 30, 2023

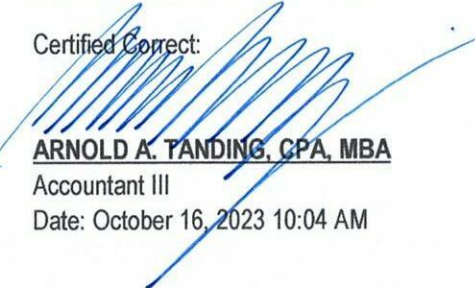
Department : State Universities and Colleges (SUCs)
 Agency : Kalinga State University
 Operating Unit : <not applicable>
 Organization Code : 08 019 0000000
 Funding Cluster : 07 - Trust Receipts


Classification/Sources of Revenue and Other Receipts	UACS CODE	REVENUE TARGET (Annual)	Actual Revenue and Other Receipts Collections					Cumulative Remittance/Deposits to Date			Variance		Remarks
			1st Quarter Ending March 31	2nd Quarter Ending June 30	3rd Quarter Ending September 30	4th Quarter Ending December 31	Total	Remittance to BTr	Deposited with AGDB	Total	Amount	%	
1	2	3	4	5	6	7	8=(4+5+6+7)	9	10	11=(9+10)	12=(8-3)	13=(12/3)	14
Trust Receipts		0.00	3,262,207.81	10,652,593.00	32,255,597.50	0.00	46,170,398.31	0.00	46,170,398.31	46,170,398.31	46,170,398.31	0%	
Trust Receipts Deposited with Authorized Government Depository Banks (AGDB)		0.00	3,262,207.81	10,652,593.00	32,255,597.50	0.00	46,170,398.31	0.00	46,170,398.31	46,170,398.31	46,170,398.31	0%	
Program BOONDOCK (DOST)		0.00	3,084,505.81	0.00	0.00	0.00	3,084,505.81	0.00	3,084,505.81	3,084,505.81	3,084,505.81	0%	
Profiling of Robusta (Coffea Canephora) Coffee in Kalinga (ACDI/VOCA)		0.00	177,702.00	118,468.00	59,235.00	0.00	355,405.00	0.00	355,405.00	355,405.00	355,405.00	0%	
Tulong-Dunong Program (CHED-CAR)		0.00	0.00	2,879,325.00	2,736,112.50	0.00	5,615,437.50	0.00	5,615,437.50	5,615,437.50	5,615,437.50	0%	
Tertiary Education Subsidy (CHED-CAR)		0.00	0.00	7,554,800.00	0.00	0.00	7,554,800.00	0.00	7,554,800.00	7,554,800.00	7,554,800.00	0%	
Financial Assistance for the Improvement of Cultural Heritage & Edu-Tourism Center (Provincial Government of Kalinga)		0.00	0.00	100,000.00	0.00	0.00	100,000.00	0.00	100,000.00	100,000.00	100,000.00	0%	
Financial Inclusion through Community Financial Literacy Program (Landbank Country Side Development Foundation, Inc.)		0.00	0.00	0.00	444,000.00	0.00	444,000.00	0.00	444,000.00	444,000.00	444,000.00	0%	


QUARTERLY REPORT OF REVENUE AND OTHER RECEIPTS
As at the Quarter Ending September 30, 2023

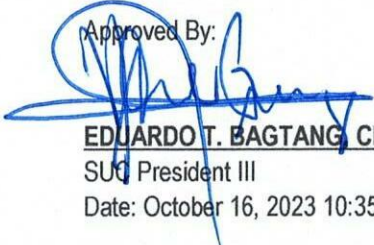
Department : State Universities and Colleges (SUCs)
 Agency : Kalinga State University
 Operating Unit : <not applicable>
 Organization Code : 08 019 0000000
 Funding Cluster : 07 - Trust Receipts

Classification/Sources of Revenue and Other Receipts	UACS CODE	REVENUE TARGET (Annual)	Actual Revenue and Other Receipts Collections					Cumulative Remittance/Deposits to Date			Variance		Remarks
			1st Quarter Ending March 31	2nd Quarter Ending June 30	3rd Quarter Ending September 30	4th Quarter Ending December 31	Total	Remittance to BTr	Deposited with AGDB	Total	Amount	%	
1	2	3	4	5	6	7	8=(4+5+6+7)	9	10	11=(9+10)	12=(8-3)	13=(12/3)	14
Trust Receipts		0.00	3,262,207.81	10,652,593.00	32,255,597.50	0.00	46,170,398.31	0.00	46,170,398.31	46,170,398.31	46,170,398.31	0%	
Trust Receipts Deposited with Authorized Government Depository Banks (AGDB)		0.00	3,262,207.81	10,652,593.00	32,255,597.50	0.00	46,170,398.31	0.00	46,170,398.31	46,170,398.31	46,170,398.31	0%	
Field and Laboratory Equipment Upgrade for Civil Engineering, Electrical Engineering, and Agricultural and Biosystems Engineering (CHED-Central Office)		0.00	0.00	0.00	26,960,000.00	0.00	26,960,000.00	0.00	26,960,000.00	26,960,000.00	26,960,000.00	0%	
Educational Assistance for Qualified Voucher Recipient - Senior High School (Department of Education)		0.00	0.00	0.00	2,056,250.00	0.00	2,056,250.00	0.00	2,056,250.00	2,056,250.00	2,056,250.00	0%	
GRAND TOTAL		0.00	3,262,207.81	10,652,593.00	32,255,597.50	0.00	46,170,398.31	0.00	46,170,398.31	46,170,398.31	46,170,398.31	0%	

Certified Correct:

ARNOLD A. TANDING, CPA, MBA
 Accountant III
 Date: October 16, 2023 10:04 AM

Certified Correct:

ELSIE P. ANDRES
 Budget Officer
 Date: October 16, 2023 10:04 AM

Recommending Approval:

DANILO T. BUEN, MBA
 Director for Finance Management Services
 Date: October 16, 2023 10:33 AM

Approved By:

EDUARDO T. BAGTANG, CPA, DBM
 SUC President III
 Date: October 16, 2023 10:35 AM

This report was generated using the Unified Reporting System on October 16, 2023 10:40 AM; Status : SUBMITTED