

## MONTHLY REPORT OF DISBURSEMENT

For the month ended July, 2016


Department/Agency : **STATE UNIVERSITIES AND COLLEGES**  
 Agency : **KALINGA STATE UNIVERSITY**  
 Organizational Code (UACS) :  
 Fund Cluster : **01-Regular Agency Fund**

PARTICULARS	CURRENT YEAR'S BUDGET					PRIOR YEAR'S BUDGET											Sub-total	TRUST LIABILITIES				GRAND TOTAL					Remarks	
						PRIOR YEARS' BUDGET					PRIOR YEARS' OBLIGATION							TOTAL	PS	MOOE	CO	TOTAL	PS	MOOE	Fin. Exp.	CO		TOTAL
	PS	MOOE	Fin. Exp.	CO	TOTAL	PS	MOOE	Fin. Exp.	CO	Sub-total	PS	MOOE	Fin. Exp.	CO	Sub-total	PS												
1	2	3	4	5	6=(2+3+4+5)	7	8	9	10	11=(7+8+9+10)	12	13	14	15	16=12+13+14+15	17=(11+16)	18=(6+17)	19	20	21	22=(19+20+21)	23	24	25	26	27=(23+24+25+26)	28	
<b>NOTICE OF CASH ALLOCATION</b>																												
MDS CHECKS ISSUED	4,024,364.58	772,817.87			4,797,182.45					-					-	-	4,797,182.45				-	4,024,364.58	772,817.87			4,797,182.45		
ADVICE TO DEBIT ACCOUNT	5,570,607.48	331,413.39		56,934.87	5,958,955.74					-					-	-	5,958,955.74				-	5,570,607.48	331,413.39		56,934.87	5,958,955.74		
Working Fund (NCA Issued to BTR)					-					-					-	-	-				-	-				-	-	
TAX REMITTANCE ADVICES ISSUED	945,929.22	39,430.83			985,360.05					-					-	-	985,360.05				-	945,929.22	39,430.83			985,360.05		
CASH DISBURSEMENT CEILING					-					-					-	-	-				-	-				-	-	
NON-CASH AVAILMENT AUTHORITY (NCAA)					-					-					-	-	-				-	-				-	-	
Others (CDT, BTR Docs Stamp, Etc.)					-					-					-	-	-				-	-				-	-	
<b>TOTAL</b>	<b>10,540,901.28</b>	<b>1,143,662.09</b>	<b>-</b>	<b>56,934.87</b>	<b>11,741,498.24</b>	<b>-</b>	<b>-</b>	<b>-</b>	<b>-</b>	<b>-</b>	<b>-</b>	<b>-</b>	<b>-</b>	<b>-</b>	<b>-</b>	<b>-</b>	<b>11,741,498.24</b>	<b>-</b>	<b>-</b>	<b>-</b>	<b>-</b>	<b>10,540,901.28</b>	<b>1,143,662.09</b>	<b>-</b>	<b>56,934.87</b>	<b>11,741,498.24</b>		


**SUMMARY**

	<u>Previous report</u>	<u>This Month</u>	<u>As of Date</u>		<u>Previous report</u>	<u>This Month</u>	<u>As of Date</u>
Total Disbursement Authority Received				Total Disb Program	75,903,377.56	15,037,537.05	90,940,914.61
NCA	70,495,635.00	14,052,177.00	84,547,812.00	Less: Actual Disbursement	65,038,640.15	10,756,138.19	75,794,778.34
Working Fund	-	-	-	(Over)/Under spending	10,864,737.41	4,281,398.86	15,146,136.27
TRA	5,407,742.56	985,360.05	6,393,102.61				
CDC	-	-	-				
NCAA	-	-	-				
Others	-	-	-				
Less: Notice of Transfer Allocation (NTA) issued							
Total Disbursement Authorities Available	75,903,377.56	15,037,537.05	90,940,914.61				
Less: Lapse NCA							
Disbursements	65,038,640.15	10,756,138.19	75,794,778.34				
Balance of Disbursement Authorities as of to date	10,864,737.41	4,281,398.86	15,146,136.27				

Certified Correct:

  
**ARNOLD A. TANDING, CPA, MBA**  
 Accountant III

Approved:

  
**JOVITA E. SAGWIBO, Ph.D.**  
 SUC President III

## MONTHLY REPORT OF DISBURSEMENT

For the month ended August 31, 2016

Department/Agency : **STATE UNIVERSITIES AND COLLEGES**  
 Agency : **KALINGA STATE UNIVERSITY**  
 Organizational Code (UACS) :  
 Fund Cluster : **01-Regular Agency Fund**


PARTICULARS	CURRENT YEAR'S BUDGET					PRIOR YEAR'S BUDGET											Sub-total	TRUST LIABILITIES				GRAND TOTAL					Remarks	
						PRIOR YEARS' BUDGET					PRIOR YEARS' OBLIGATION							TOTAL	PS	MOOE	CO	TOTAL	PS	MOOE	Fin. Exp.	CO		TOTAL
	PS	MOOE	Fin. Exp.	CO	TOTAL	PS	MOOE	Fin. Exp.	CO	Sub-total	PS	MOOE	Fin. Exp.	CO	Sub-total	PS												
1	2	3	4	5	6=(2+3+4+5)	7	8	9	10	11=(7+8+9+10)	12	13	14	15	16=12+13+14+15	17=(11+16)	18=(6+17)	19	20	21	22=(19+20+21)	23	24	25	26	27=(23+24+25+26)	28	
<b>NOTICE OF CASH ALLOCATION</b>																												
MDS CHECKS ISSUED	2,962,687.44	952,016.19			3,914,703.63					-					-	-	3,914,703.63				-	2,962,687.44	952,016.19				3,914,703.63	
ADVICE TO DEBIT ACCOUNT	4,141,350.30	1,362,591.48		57,023.05	5,560,964.83					-					-	-	5,560,964.83				-	4,141,350.30	1,362,591.48				5,503,941.78	
Working Fund (NCA Issued to BTr)					-					-					-	-	-				-	-	-				-	
TAX REMITTANCE ADVICES ISSUED	1,052,666.32	52,682.60			1,105,348.92					-					-	-	1,105,348.92				-	1,052,666.32	52,682.60				1,105,348.92	
CASH DISBURSEMENT CEILING					-					-					-	-	-				-	-	-				-	
NON-CASH AVAILMENT AUTHORITY (NCAA)					-					-					-	-	-				-	-	-				-	
Others (CDT, BTr Docs Stamp, Etc.)					-					-					-	-	-				-	-	-				-	
<b>TOTAL</b>	<b>8,156,704.06</b>	<b>2,367,290.27</b>		<b>57,023.05</b>	<b>10,581,017.38</b>												<b>10,581,017.38</b>					<b>8,156,704.06</b>	<b>2,367,290.27</b>				<b>10,523,994.33</b>	

**SUMMARY**

	<u>Previous report</u>	<u>This Month</u>	<u>As of Date</u>
Total Disbursement Authority Received			
NCA	84,547,812.00	17,652,129.00	102,199,941.00
Working Fund	-	-	-
TRA	4,431,410.86	1,105,348.92	5,536,759.78
CDC	-	-	-
NCAA	-	-	-
Others	-	-	-
Less: Notice of Transfer Allocation (NTA) issued			
Total Disbursement Authorities Available	<u>88,979,222.86</u>	<u>18,757,477.92</u>	<u>107,736,700.78</u>
Less: Lapse NCA			
Disbursements	75,794,778.34	9,475,668.46	85,270,446.80
Balance of Disbursement Authorities as of to date	<u>13,184,444.52</u>	<u>9,281,809.46</u>	<u>22,466,253.98</u>

	<u>Previous report</u>	<u>This Month</u>	<u>As of Date</u>
Total Disb Program	88,979,222.86	18,757,477.92	107,736,700.78
Less: Actual Disbursement	75,794,778.34	9,475,668.46	85,270,446.80
(Over)/Under spending	<u>13,184,444.52</u>	<u>9,281,809.46</u>	<u>22,466,253.98</u>

Certified Correct:

  
**ARNOLD A. TANDING, CPA, MBA**  
 Accountant III

Approved:

  
**JOVITA E. SAGUIDO, Ph.D.**  
 SUC President III