

STATEMENT OF APPROPRIATIONS, ALLOTMENTS, OBLIGATIONS, DISBURSEMENTS AND BALANCES
As of the Quarter Ending March 31, 2017

Department: State Universities and Colleges (SUCs)

Agency: Kalinga State University

Operating Unit: N/A

Organization Code (UACS): 080190000000

Fund Cluster: 01 - Regular Agency Fund

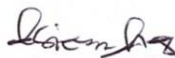
Authorization: 01 - Current Year Appropriations

Report Status: SUBMITTED

Particulars	UACS CODE	Appropriation			Allotments					Current Year Obligations				Current Year Disbursements				Balances						
		Authorized Appropriation	Adjustments (Transfer To/From, Realignment)	Adjusted Appropriations	Allotments Received	Adjustments (Withdrawal, Realignment)	Transfer To	Transfer From	Adjusted Total Allotments	1st Quarter Ending March 31	2nd Quarter	3rd Quarter	4th Quarter	Total	1st Quarter Ending March 31	2nd Quarter	3rd Quarter	4th Quarter	Total	Unreleased Appropriations	Unobligated Allotment	Unpaid Obligations (15-20) = (23+24)		
											Ending June 30	Ending Sept. 30	Ending Dec. 31			Ending June 30	Ending Sept. 30	Ending Dec. 31				Ending June 30	Ending Sept. 30	Ending Dec. 31
1	2	3	4	5=(2+4)	6	7	8	9	10=(6+(7)+8+9)	11	12	13	14	15=(11+12+13+14)	16	17	18	19	20=(16+17+18+19)	21=(5-10)	22=(10-15)	23	24	
I. Agency Specific Budget																								
Specific Budgets of National Government Agencies	01101101																							
General Administration and Support	00000100000000	38,817,000.00		38,817,000.00	32,554,000.00				32,554,000.00	8,160,300.70				8,160,300.70	8,160,300.70				8,160,300.70	6,263,000.00		24,393,899.30		
General Management and Supervision	103001000100000	30,963,000.00		30,963,000.00	30,963,000.00				30,963,000.00	8,160,300.70				8,160,300.70	8,160,300.70				8,160,300.70			22,802,899.30		
PS		24,426,000.00		24,426,000.00	24,426,000.00				24,426,000.00	5,684,777.31				5,684,777.31	5,684,777.31				5,684,777.31			18,741,222.69		
MOOE		6,537,000.00		6,537,000.00	6,537,000.00				6,537,000.00	2,475,523.39				2,475,523.39	2,475,523.39				2,475,523.39	6,263,000.00		4,061,476.61		
Administration of Personnel Benefits	103001000200000	7,854,000.00		7,854,000.00	1,591,000.00				1,591,000.00											6,263,000.00		1,591,000.00		
PS		7,854,000.00		7,854,000.00	1,591,000.00				1,591,000.00											6,263,000.00		1,591,000.00		
Support to Operations	000002000000000	614,000.00		614,000.00	614,000.00				614,000.00	14,218.72				14,218.72	14,218.72				14,218.72			599,781.28		
Auxiliary Services	264002000100000	614,000.00		614,000.00	614,000.00				614,000.00	14,218.72				14,218.72	14,218.72				14,218.72			599,781.28		
MOOE		614,000.00		614,000.00	614,000.00				614,000.00	14,218.72				14,218.72	14,218.72				14,218.72			599,781.28		
Operations	000003000000000	115,593,000.00		115,593,000.00	115,593,000.00				115,593,000.00	22,827,929.49				22,827,929.49	22,827,929.49				22,827,929.49			92,965,070.51		
MFO 1: HIGHER EDUCATION SERVICES	000003010000000	108,926,000.00		108,926,000.00	108,926,000.00				108,926,000.00	22,440,560.21				22,440,560.21	22,440,560.21				22,440,560.21			86,487,438.79		
Provision of Higher Education Services Including P12,059,000 for Scholarships of Poor and Deserving Students (Expanded Students' Grante-In-Aid Program for Poverty Alleviation-ESGP-PA) and P6,948,000 for Tulung Dunong	264003010100000	108,926,000.00		108,926,000.00	108,926,000.00				108,926,000.00	22,440,560.21				22,440,560.21	22,440,560.21				22,440,560.21			86,487,438.79		
PS		82,866,000.00		82,866,000.00	82,866,000.00				82,866,000.00	20,011,543.95				20,011,543.95	20,011,543.95				20,011,543.95			62,854,456.05		
MOOE		26,062,000.00		26,062,000.00	26,062,000.00				26,062,000.00	2,429,016.26				2,429,016.26	2,429,016.26				2,429,016.26			23,632,983.74		
MFO 2: RESEARCH SERVICES	000003020000000	5,127,000.00		5,127,000.00	5,127,000.00				5,127,000.00	105,165.31				105,165.31	105,165.31				105,165.31			5,021,834.69		
Conduct of Research Services	267003020100000	5,127,000.00		5,127,000.00	5,127,000.00				5,127,000.00	105,165.31				105,165.31	105,165.31				105,165.31			5,021,834.69		
MOOE		5,127,000.00		5,127,000.00	5,127,000.00				5,127,000.00	105,165.31				105,165.31	105,165.31				105,165.31			5,021,834.69		
MFO 3: TECHNICAL ADVISORY EXTENSION SERVICES	000003030000000	1,538,000.00		1,538,000.00	1,538,000.00				1,538,000.00	82,203.97				82,203.97	82,203.97				82,203.97			1,456,796.03		
Provision of Extension Services	265003030100000	1,538,000.00		1,538,000.00	1,538,000.00				1,538,000.00	82,203.97				82,203.97	82,203.97				82,203.97			1,456,796.03		
MOOE		1,538,000.00		1,538,000.00	1,538,000.00				1,538,000.00	82,203.97				82,203.97	82,203.97				82,203.97			1,456,796.03		
Locally-Funded Projects	000004000000000	103,410,000.00		103,410,000.00	103,410,000.00				103,410,000.00	6,456,970.55				6,456,970.55	6,456,970.55				6,456,970.55			96,953,029.45		
Buildings and Other Structures	000004010000000	87,910,000.00		87,910,000.00	87,910,000.00				87,910,000.00	6,456,970.55				6,456,970.55	6,456,970.55				6,456,970.55			81,453,029.45		
School Buildings	000004010100000	87,910,000.00		87,910,000.00	87,910,000.00				87,910,000.00	6,456,970.55				6,456,970.55	6,456,970.55				6,456,970.55			81,453,029.45		
Construction of Research and Extension Center	264004010100013	30,000,000.00		30,000,000.00	30,000,000.00				30,000,000.00													30,000,000.00		
CO		30,000,000.00		30,000,000.00	30,000,000.00				30,000,000.00													30,000,000.00		
Completion of Gymnasium Phase V - Bulanao Campus	264004010100014	13,500,000.00		13,500,000.00	13,500,000.00				13,500,000.00													13,500,000.00		
CO		13,500,000.00		13,500,000.00	13,500,000.00				13,500,000.00													13,500,000.00		
Construction Perimeter Fencing - Bulanao Campus	264004010100015	3,000,000.00		3,000,000.00	3,000,000.00				3,000,000.00													3,000,000.00		
CO		3,000,000.00		3,000,000.00	3,000,000.00				3,000,000.00													3,000,000.00		
Construction Perimeter Fencing - Rizal Campus	264004010100016	2,000,000.00		2,000,000.00	2,000,000.00				2,000,000.00													2,000,000.00		
CO		2,000,000.00		2,000,000.00	2,000,000.00				2,000,000.00													2,000,000.00		
Construction of Science and Technology Processing Center	264004010100017	6,000,000.00		6,000,000.00	6,000,000.00				6,000,000.00													6,000,000.00		
CO		6,000,000.00		6,000,000.00	6,000,000.00				6,000,000.00													6,000,000.00		
Construction of two (2) units Potable Water System - Bulanao Campus	264004010100018	3,000,000.00		3,000,000.00	3,000,000.00				3,000,000.00													3,000,000.00		
CO		3,000,000.00		3,000,000.00	3,000,000.00				3,000,000.00													3,000,000.00		
Completion of Library Building - Rizal Campus	264004010100019	9,410,000.00		9,410,000.00	9,410,000.00				9,410,000.00													9,410,000.00		
CO		9,410,000.00		9,410,000.00	9,410,000.00				9,410,000.00													9,410,000.00		
Initial Cost for the Construction of 4-Storey Academic Building in Bulanao Campus	268004010100020	16,000,000.00		16,000,000.00	16,000,000.00				16,000,000.00	6,456,970.55				6,456,970.55	6,456,970.55				6,456,970.55			9,543,029.45		
CO		16,000,000.00		16,000,000.00	16,000,000.00				16,000,000.00	6,456,970.55				6,456,970.55	6,456,970.55				6,456,970.55			9,543,029.45		
Construction and/or Rehabilitation of Multi-Purpose Building including P500,000 for Sports Facilities	268004010100021	1,500,000.00		1,500,000.00	1,500,000.00				1,500,000.00													1,500,000.00		

Particulars	UACS CODE	Appropriation			Allotments					Current Year Obligations				Current Year Disbursements				Balances						
		Authorized Appropriation	Adjustments (Transfer To)/From, Realignment	Adjusted Appropriations	Allotments Received	Adjustments (Withdrawal, Realignment)	Transfer To	Transfer From	Adjusted Total Allotments	1st Quarter Ending March 31	2nd Quarter Ending June 30	3rd Quarter Ending Sept. 30	4th Quarter Ending Dec. 31	Total	1st Quarter Ending March 31	2nd Quarter Ending June 30	3rd Quarter Ending Sept. 30	4th Quarter Ending Dec. 31	Total	Unreleased Appropriations	Unobligated Allotment	Unpaid Obligations (15-20) = (23+24)		
																						Due and Demandable	Not Yet Due and Demandable	
1	2	3	4	5=(3+4)	6	7	8	9	10=(6+(7)-8+9)	11	12	13	14	15=(11+12+13+14)	16	17	18	19	20=(16+17+18+19)	21=(6-10)	22=(10-15)	23	24	
CO		1,500,000.00		1,500,000.00	1,500,000.00				1,500,000.00															
Repair and Improvement of Structures/Facilities and Acquisition of Equipment	288004010100022	3,500,000.00		3,500,000.00	3,500,000.00				3,500,000.00															
CO		3,500,000.00		3,500,000.00	3,500,000.00				3,500,000.00															
Education	000004080000000	15,500,000.00		15,500,000.00	15,500,000.00				15,500,000.00															
Tertiary Education	000004080300000	15,500,000.00		15,500,000.00	15,500,000.00				15,500,000.00															
Procurement of Service Utility Vehicle	284004080300003	1,500,000.00		1,500,000.00	1,500,000.00				1,500,000.00															
CO		1,500,000.00		1,500,000.00	1,500,000.00				1,500,000.00															
Procurement of Coaster Vehicle	284004080300004	4,000,000.00		4,000,000.00	4,000,000.00				4,000,000.00															
CO		4,000,000.00		4,000,000.00	4,000,000.00				4,000,000.00															
Completion of Alumni Center	284004080300005	2,000,000.00		2,000,000.00	2,000,000.00				2,000,000.00															
CO		2,000,000.00		2,000,000.00	2,000,000.00				2,000,000.00															
Completion of Performing Arts Theater - Bulanao Campus	284004080300006	8,000,000.00		8,000,000.00	8,000,000.00				8,000,000.00															
CO		8,000,000.00		8,000,000.00	8,000,000.00				8,000,000.00															
Sub-Total, Agency-Specific		258,434,000.00		258,434,000.00	252,171,000.00				252,171,000.00	37,259,419.46				37,259,419.46					37,259,419.46	6,263,000.00	214,911,580.54			
PS		115,148,000.00		115,148,000.00	108,883,000.00				108,883,000.00	25,696,321.28				25,696,321.28					25,696,321.28	6,263,000.00	83,186,678.74			
MCOE		39,878,000.00		39,878,000.00	39,878,000.00				39,878,000.00	5,106,127.65				5,106,127.65					5,106,127.65		34,771,872.35			
CO		103,410,000.00		103,410,000.00	103,410,000.00				103,410,000.00	6,456,970.55				6,456,970.55					6,456,970.55		96,953,029.46			
II. Automatic Appropriations																								
Retirement and Life Insurance Premiums	01104102																							
General Administration and Support	000001000000000	1,870,000.00		1,870,000.00	1,870,000.00				1,870,000.00	462,332.20				462,332.20					462,332.20		1,407,667.80			
General Management and Supervision	103001000100000	1,870,000.00		1,870,000.00	1,870,000.00				1,870,000.00	462,332.20				462,332.20					462,332.20		1,407,667.80			
PS		1,870,000.00		1,870,000.00	1,870,000.00				1,870,000.00	462,332.20				462,332.20					462,332.20		1,407,667.80			
Operations	000003000000000	7,893,000.00		7,893,000.00	7,893,000.00				7,893,000.00	2,248,814.41				2,248,814.41					2,248,814.41		5,644,185.59			
MFO 1: HIGHER EDUCATION SERVICES	000003010000000	7,893,000.00		7,893,000.00	7,893,000.00				7,893,000.00	2,248,814.41				2,248,814.41					2,248,814.41		5,644,185.59			
Provision of Higher Education Services Including P12,059,000 for Scholarships of Poor and Deserving Students (Expanded Students' Grants-In-Aid Program for Poverty Alleviation-ESGP-PA) and P5,948,000 for Tulong Dunong	284003010100000	7,893,000.00		7,893,000.00	7,893,000.00				7,893,000.00	2,248,814.41				2,248,814.41					2,248,814.41		5,644,185.59			
PS		7,893,000.00		7,893,000.00	7,893,000.00				7,893,000.00	2,248,814.41				2,248,814.41					2,248,814.41		5,644,185.59			
Sub-Total, Automatic Appropriations		9,763,000.00		9,763,000.00	9,763,000.00				9,763,000.00	2,711,146.61				2,711,146.61					2,711,146.61		7,051,853.39			
PS		9,763,000.00		9,763,000.00	9,763,000.00				9,763,000.00	2,711,146.61				2,711,146.61					2,711,146.61		7,051,853.39			
III. Special Purpose Fund																								
GRAND TOTAL		268,197,000.00		268,197,000.00	261,934,000.00				261,934,000.00	39,970,566.07				39,970,566.07					39,970,566.07	6,263,000.00	221,663,433.93			
PS		124,909,000.00		124,909,000.00	118,546,000.00				118,546,000.00	28,407,467.87				28,407,467.87					28,407,467.87	6,263,000.00	90,236,532.13			
MCOE		39,878,000.00		39,878,000.00	39,878,000.00				39,878,000.00	5,106,127.65				5,106,127.65					5,106,127.65		34,771,872.35			
CO		103,410,000.00		103,410,000.00	103,410,000.00				103,410,000.00	6,456,970.55				6,456,970.55					6,456,970.55		96,953,029.46			


Certified Correct:


ELSIE P. ANDRES

Budget Officer


Date: 30/May/2017

Certified Correct:


Tanding, Arnold
 Chief Accountant


Date:

Recommended By:


Buena, Danilo
 Director, FMS

Date: 30/May/2017

Approved By:


Bagtang, Eduardo
 Agency Head/Department

Date: 30/May/2017