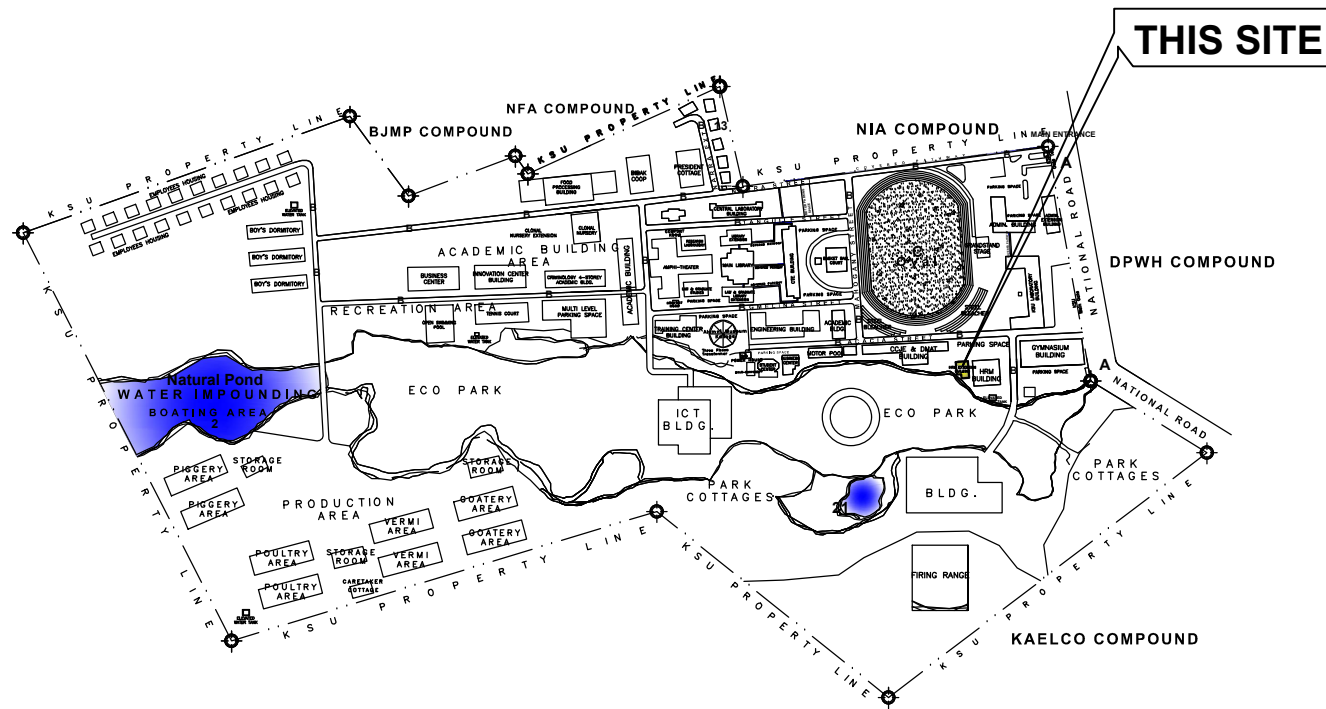






1 PERSPECTIVE VIEW
SCALE: 1:100



2 LOCATIONAL SITE
SCALE: 1:100



SHEET INDEX

ARCHITECTURAL	
A-1 PERSPECTIVE/ SHEET INDEX/ LOCATION SITE	
A-2 GROUND FLOOR PLAN	
A-3 SECOND FLOOR PLAN	
A-4 ROOF PLAN	
A-5 FRONT ELEVATION/ RIGHT SIDE ELEVATION	
A-6 REAR ELEVATION/ LEFT SIDE ELEVATION	
A-7 TRAVERSE/ LONGITUDINAL SECTION PLAN	
A-8 SCHEDULE OF DOORS	
A-9 SCHEDULE OF WINDOWS	
A-10 SCHEDULE OF FINISHES	
A-11 STAIR SPOT SECTION	
A-12 REFLECTED CEILING LAY-OUT GROUND FLOOR	
A-13 REFLECTED CEILING LAY-OUT SECOND FLOOR	
A-14 TILE FINISH LAY-OUT GROUND FLOOR	
A-15 TILE FINISH LAY-OUT SECOND FLOOR	
STRUCTURAL	
S-1 FOUNDATION PLAN	
S-2-1 TYPICAL COLUMN SECTION DETAIL	
S-2-2 COLUMN SCHEDULE	
S-3-1 WALL FOOTING DETAIL	
S-3-2 SLAB SECTION	
S-4-1 SECOND FLOOR FRAMING PLAN	
S-4-2 BEAM PLAN	
S-5 ROOF FRAMING PLAN	
S-6-1 TYPICAL BEAM DETAIL	
S-6-2 BEAM SCHEDULE	
S-7 TRUSS DETAIL	
S-8-1 STAIR PLAN	
S-8-2 STAIR SECTION DETAIL	
S-9 GROUTED RIPRAP SECTIONAL VIEW	
SANITARY	
P-1 PLUMBING GENERAL NOTES	
P-2 SEWERLINE LAYOUT GROUND FLOOR	
P-3 SEWERLINE LAYOUT SECOND FLOOR	
P-4 COLD WATERLINE LAYOUT GROUND FLOOR	
P-5 COLD WATERLINE LAYOUT SECOND FLOOR	
P-6 ROOF PLAN DOWNSPOUT LAYOUT	
P-7-1 CATCH BASIN DETAIL	
P-7-2 CLEAN OUT DETAIL	
P-7-3 FLOOR DRAIN DETAIL	
ELECTRICAL	
E-1 LIGHTING LAYOUT GROUND FLOOR	
E-2 LIGHTING LAYOUT SECOND FLOOR	
E-3 POWER LAYOUT GROUND FLOOR	
E-4 POWER LAYOUT SECOND FLOOR	
E-5 AIR CONDITIONING & VENTILATION GROUND FLOOR	
E-6 AIR CONDITIONING & VENTILATION SECOND FLOOR	
E-7 LOAD SCHEDULE	
E-8-1 VOLTAGE DROP CALCULATION	
E-8-2 SINGLE LINE DIAGRAM	
E-8-3 SHORT CIRCUIT ANALYSIS MODEL	
E-8-4 SHORT CIRCUIT ANALYSIS	
E-9-1 GROUND WELL DETAIL	
E-9-2 GROUNDING LAYOUT	
E-10 FIRE DETECTION & ALARM SYSTEM GROUND FLOOR	
E-11-1 FIRE DETECTION & ALARM SYSTEM SECOND FLOOR	
E-11-2 FACP ONE LINE DIAGRAM	



KALINGA STATE UNIVERSITY
INFRASTRUCTURE DEPARTMENT
BULANAO, TABUK CITY, KALINGA

PREPARED BY:
KSU INFRASTRUCTURE UNIT

CADD BY:
AJDC

REG. NO.
PTR. NO.
DATE
PLACE

CHECKED & REVIEWED BY:

Arch. JENIE L. ABAD
CHAIRMAN FOR PLANNING

REG. NO.
PTR. NO.
DATE
PLACE

CONCURRED BY:

Ms. GRETCHEN C. DAWATON
END USER

PROJECT TITLE:
**COMPLETION OF HRM
EXTENSION BUILDING**

Project Location: Bulanao, Tabuk City, Kalinga

RECOMMENDING APPROVAL:

Engr. LOPE T. BUEN, Ph.D
DIRECTOR FOR PLANNING AND STRATEGY
Address: Bulanao, Tabuk City, Kalinga

APPROVED BY:

EDUARDO T. BAGTANG, CPA, DBM
SUC PRESIDENT III
Address: Bulanao, Tabuk City, Kalinga

SHEET CONTENTS:

SHEET NUMBER: PAGE NUMBER:

OWNERSHIP OF DOCUMENTS

RA 9266- SECTION 33
THESE DRAWINGS, AS INSTRUMENT OF
PROFESSIONAL
SERVICE IS A PROPERTY OF THE ARCHITECT
AND AS SUCH CANNOT
BE REPRODUCED, COPIED IN PART OR IN
WHOLE
WITHOUT PROPER AUTHORIZATION.