




Annex "B": Conformity with Technical Specifications including Delivery Schedule

Technical Specifications

ITEM NO.	ITEM AND DESCRIPTION	QTY	UNIT	STATEMENT OF COMPLIANCE <i>[Bidders must state here either "Comply" or "Not Comply" against each of the individual parameters of each Specification stating the corresponding performance parameter of the Equipment offered. Statements of "Comply" or "Not Comply" must be supported by evidence in a Bidders Bid and cross-referenced to that evidence. Evidence shall be in the form of manufacturer's un-amended sales literature, unconditional statements of Specification and compliance issued by the manufacturer, samples, independent test data etc., as appropriate. A statement that is not supported by evidence or is subsequently found to be contradicted by the evidence presented will render the Bid under evaluation liable for rejection. A statement either in the Bidder's statement of compliance or the supporting evidence that is found to be false either during Bid evaluation, post-qualification or the execution of the Contract may be regarded as fraudulent and render the Bidder or supplier liable for prosecution subject to the applicable laws and issuances.]</i>
1	<p>Palpation Model for Leopold Maneuver (S500-3)</p> <ul style="list-style-type: none"> • One-piece fetal baby with palpable fontanelles, spine, shoulders, elbows, and knees. • Fetal baby may be placed in a normal, breech or transverse position. Fetal baby cradled between two "cushions." • Cushions may be inflated independently of the other; inflation of the lower cushions raises the fetus to the desired position; inflation of the upper cushion creates a firm abdomen as in the ninth month of pregnancy • Sample Picture: 	4	unit	
2	<p>Neonatal Newborn Simulator</p> <ul style="list-style-type: none"> • Facilitates practice of effective bag-mask ventilation, as chest will only rise with correct technique. • This is in line with global guidelines for newborn simulators. • Has a realistic size and appearance and natural weight, feel, and touch when filled with lukewarm water. Squeeze bulbs allow simulation of birth cry, spontaneous breathing, palpable umbilical pulse, and heart sound. • Easy preparation of NeoNatalie body with 2 litres of water, air, or rice. • NeoNatalie's status can be simulated as desired for effective role-playing covering normal care after birth as well as standard resuscitation measures. • Carry bag included for convenient transport. • 'NeoNatalie complete contents: <ul style="list-style-type: none"> ✓ NeoNatalie newborn simulator ✓ Simulation squeeze bulbs with tubings 	1	unit	

	<ul style="list-style-type: none"> ✓ Umbilical cord with connector ✓ 2 Umbilical ties ✓ 2 Sheets to simulate towels ✓ Head cap ✓ Upright Newborn Bag-Mask or NeoNatalie Resuscitator ✓ Penguin Newborn Suction ✓ Training stethoscope ✓ Transport/storage bag ✓ Directions for us ✓ Sample Picture: 			
3	<p>Caesarean Section set with Sterilizing Tray Contents: 156 pieces</p> <ul style="list-style-type: none"> • 6 pcs. Crile Forceps 6 1/4" straight • 6 pcs. Crile Forceps 6 1/4" curved • 14 pcs. Rochester-Pean Forceps 6 1/4" curved • 4 pcs. Phaneuf Uterine Artery Forceps (1x2T) 8" curved • 6 pcs. Ochsner Forceps 6 1/4" straight • 2 pcs. Kelly Retractor Hollow Grip Handle (small) • 2 pcs. Kelly Retractor Hollow Grip Handle (medium) • 2 pcs. Kelly Retractor Hollow Grip Handle (large) • 2 pcs. Deaver Retractor 2x12" • 2 pcs. Volkman Retractor 4 prong 9" Blunt • 2 pcs. Volkman Retractor 6 prong 9" Blunt • 2 pcs. Cushing Vein Retractor (10mm) 8" • 1 set US Army Retractor (set of 2 pcs.) • 1 pc. Malleable Retractor (Ribbon) 1x13" • 2 pcs. Malleable Retractor (Ribbon) 1x1/2x13" • 1 pc. Balfour Abdominal Retractor 8" Spread • 1 pc. Grooved Director and Tongue-tie 5" • 1 pc. Probe with eye 5" • 1 pc. Deschamps Ligature Carrier Blunt Left • 1 pc. Deschamps Ligature Carrier Blunt Right • 1 pc. Poole Suction Tube straight • 1 pc. Simpson Obstetrical Forcep 14" • 1 pc. De Lee Universal Retractor 9 1/2" (Blade 2 3/4x2") • 2 pcs. Heany Needle Holder 8 1/4" curved • 2 pcs. Mayo Hegar Needle Holder 6" • 2 pcs. Mayo Hegar Needle Holder 7" • 2 pcs. Mayo Hegar Needle Holder 10" • 1 pc. Sterilizing Tray (Perforated) <p>Sample Picture:</p> 	1	set	

- 12 pcs. Foerster Sponge Forceps - Straight, Serrated, 9-1/2"

Sample Picture:



- 12 pcs. Backhaus Towel Clamp 5 1/4"

Sample Picture:



- 1 pc. Knife Handle #3

Sample Picture:



- 1 pc. Knife Handle #4

Sample Picture:



- 1 pc. Knife Handle #7

Sample Picture:



- 1 pc. Knife Handle # 3L

Sample Picture:




- 1 pc. Mayo Dissecting Scissors 6 3/4" straight

Sample Picture:




- 1 pc. Mayo Dissecting Scissors 6 3/4" curved

Sample Picture:




- 1 pc. Metzenbaum Scissors 7" curved

Sample Picture:



- 2 pcs. Operating Scissors S/B 5 1/2" straight

Sample Picture:



- 1 pc. Suture Wire Scissors Angled to side (One Serrated Blade)

Sample Picture:



- 2 pcs. Thumb Forceps 5 1/2" Serrated

Sample Picture:



- 2 pcs. Thumb Forceps 8" Serrated

Sample Picture:



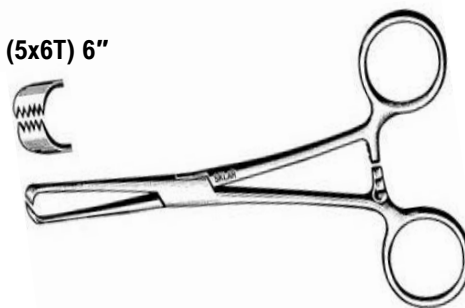
- 2 pcs. Tissue Forceps (1x2T) 5 1/2"

Sample Picture:



- 6 pcs. Allis Tissue Forceps (5x6T) 6"

Sample Picture:



- 12 pcs. Allis Tissue Forceps (5x6T) 7 1/2"

Sample Picture:



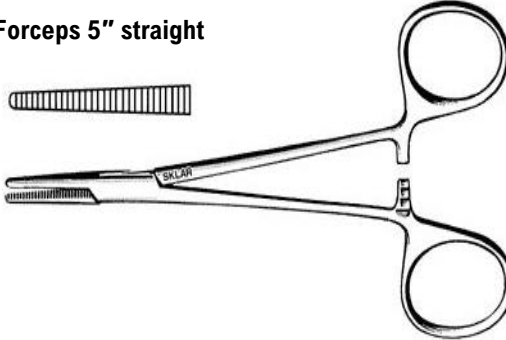
•2 pcs. Babcock Tissue Forceps 6 1/4"

Sample Picture:



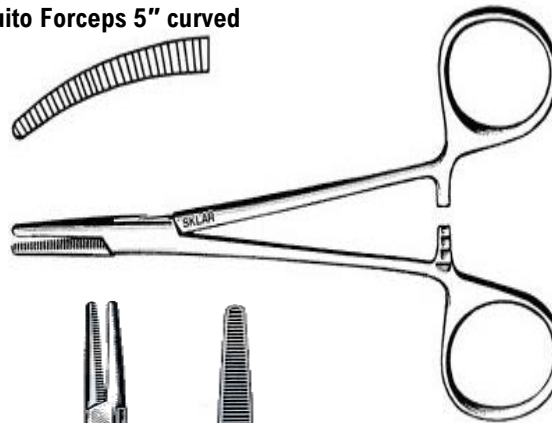
•12 pcs. Halsted Mosquito Forceps 5" straight

Sample Picture:



•12 pcs. Halsted Mosquito Forceps 5" curved

Sample Picture:



•Crile Forcep

Sample Picture:



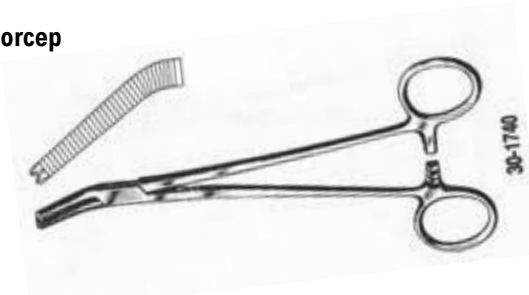
•Rochester-Pean Forcep

Sample Picture:



•Phaneuf Uterine Artery Forcep

Sample Picture:



•Ochsner Forcep

Sample Picture:



•Kelly Retractor Hollow Grip Handle

Sample Picture:



•Deaver Retractor

Sample Picture:



•Volkman Retractor

Sample Picture:



•Cushing Vein Retractor

Sample Picture:



•US Army Retractor

Sample Picture:



•Malleable Retractor (Ribbon)

Sample Picture:



•Balfour Abdominal Retractor 8" Spread

Sample Picture:



•Grooved Director and Tongue-tie

Sample Picture:



•Probe with eye 5"

Sample Picture:



•Deschamps Ligature Carrier Blunt Left and Right

Sample Picture:



•Poole Suction Tube straight 

Sample Picture:



•Simpson Obstetrical Forcep 14"

Sample Picture:



•De Lee Universal Retractor 9 1/2" (Blade 2 3/4x2")




Sample Picture:



•Heany Needle Holder 8 1/4" curved

Sample Picture:



	<p>•Mayo Hegar Needle Holder</p> <p>Sample Picture:</p>  <p>•Sterilizing Tray (Perforated)</p> <p>Sample Picture:</p> 			
4	<p>Perineal Repair Simulator/ Suture / Female / Vagina prt-20</p> <p>The Perineal Repair Trainer is the only soft tissue model for anatomical and procedural training of first to fourth-degree perineal tears. The trainer includes vaginal and anal canals, rectovaginal fascia, skin and muscle layers, a retractable rectal sphincter and rectal mucosa, and allows for midline, mediolateral, and lateral incisions. The replaceable tissue allows for multiple cuts and realistic suturing of the vaginal mucosa, muscle, and subcutaneous layers. The tray overlays the tissue providing tension that enhances the simulation and creates a bony anatomical landmark simulating the ischial spine that allows the user to perform a pudendal block. The internal distension rod provides more realistic access to deeper tissues during 3rd and 4th-degree repairs.</p> <p><u>Dimensions:</u> Size: 9" h; 10" w; 7.5" d, Weight: 6 lbs.</p> <p>Sample Picture:</p> 	1	unit	



Terms and Conditions:	
a) All Equipment and components should be branded (not clone, imitation, or assembled) and brand new. The units should be delivered duly packed and sealed by the direct company/ manufacturer.	
b) Availability of parts in the local market by local distributor	
c) Provision of Technical Data Sheet (TDS) as part of financial proposal indicating the brand name and model of item/s. The TDS will be used as documents for accreditation of programs, inventory of Equipment, and post-qualification of offers.	
d) Provision of Operations and Maintenance Manual of the item/s as applicable	
e) Prior to issuing the Certificate of Complete Deliveries, the Equipment's testing and ceiling must be conducted with the end-users and TWGs. During this activity, the Supplier, upon request of the ICT, will configure the BIOS of Desktops and Laptops in the presence of ICT personnel whereupon "property of KSU or any other similar texts" shall be flashed upon boot-up of the system. This shall be done as part of knowledge transfer.	
f) 1 year warranty of service and device/equipment based on the unit.	
g) During or after the delivery, the Supplier shall submit the following requirements: 1. Delivery Receipt 2. Supplier's Sales Invoice 3. Operation's Manual 4. Warranty or KSU will deduct 1% on the total value of the Equipment as Retention Money	
After Sales Requirements:	
a) Under warranty coverage: If unrepairable within 7 days, a free service backup unit (1:1) or service spare part of the same or higher specification must be provided by the supplier until the defective unit/part is considered repaired/replaced.	
b) Monday to Friday, office hours technical support and service.	
c) Capable of providing technical service/assistance within 24 hours OR next business day on-site (NBDOS) service warranty.	

I hereby certify to comply with all the above Technical Specifications.

 Name of Company/Bidder

 Signature Over Printed Name
 of Representative

 Date



Republic of the Philippines
KALINGA STATE UNIVERSITY
Tabuk City, Kalinga 3800
Bids and Awards Committee



Delivery Schedule

The delivery schedule expressed as weeks/months stipulates hereafter a delivery date, which is the date of delivery to the project site.

Lot No.	Item and Description	Qty	Unit	Delivered, Weeks/Months
1	Purchase and Delivery of Skills Laboratory Equipment for Biology and Midwifery Programs	1	lot	Delivery and/or Installation service shall be completed within FORTY-FIVE (45) CALENDAR DAYS upon acceptance of the Purchase Order

Note:

- a) *Contract Warranty:* One (1) year for non-expendable supplies or Equipment reckoned from the date of acceptance of the Goods.
- b) *To be delivered at:* Supply and Property Management Office, Administration Building, Kalinga State University-Main Campus, National Highway, Purok 6, Bulanao, Tabuk City, Kalinga

I hereby certify to comply and deliver the above requirements.

Name of Company/Bidder

Signature Over Printed Name
of Representative

Date