

STATEMENT OF APPROPRIATIONS, ALLOTMENTS, OBLIGATIONS, DISBURSEMENTS AND BALANCES BY OBJECT OF EXPENDITURES
As at the Quarter Ending March 31, 2023

Department :State Universities and Colleges (SUCs)
 Agency :Kalinga State University
 Operating Unit :<not applicable>
 Organization Code :08 019 0000000
 Funding Cluster :01 - Regular Agency Fund

X	Current Year Appropriations
	Supplemental Appropriations
	Continuing Appropriations

(e.g. UACS Fund Cluster: 01-Regular Agency Fund, 02-Foreign Assisted Projects Fund, 03-Special Account-Locally Funded/Domestic Grants Fund, and 04-Special Account-Foreign Assisted/Foreign Grants Fund)

Particulars	UACS CODE	Appropriations			Allotments					Current Year Obligations					Current Year Disbursements					Balances			
		Authorized Appropriations	Adjustments (Transfer To/From, Modifications/ Augmentations)	Adjusted Appropriations	Allotments Received	Adjustments (Reductions, Modifications / Augmentatio	Trans fer To	Trans fer From	Adjusted Total Allotments	1st Quarter Ending March 31	2nd Quart er Endin g	3rd Quart er Endin g	4th Quart er Endin g	Total	1st Quarter Ending March 31	2nd Quart er Endin g	3rd Quart er Endin g	4th Quart er Endin g	Total	Unreleased Appropriations	Unobligated Allotment	Unpaid Obligations (15-20) = (23+24)	
																						Due and Demandable	Not Yet Due and Demandable
1	2	3	4	5=(3+4)	6	7	8	9	10={6+(-7)-8+9}	11	12	13	14	15=(11+12+13+14)	16	17	18	19	20=(16+17+18+19)	21=(5-10)	22=(10-15)	23	24
SUMMARY		383,891,000.00	1,929,203.00	385,820,203.00	315,643,898.00	96,077.00	0.00	0.00	315,739,975.00	72,703,395.27	0.00	0.00	0.00	72,703,395.27	71,690,140.46	0.00	0.00	0.00	71,690,140.46	70,080,228.00	243,036,579.73	3,165.24	1,010,089.57
A. AGENCY SPECIFIC BUDGET		366,088,000.00	0.00	366,088,000.00	296,007,772.00	0.00	0.00	0.00	296,007,772.00	67,537,486.24	0.00	0.00	0.00	67,537,486.24	66,524,231.43	0.00	0.00	0.00	66,524,231.43	70,080,228.00	228,470,285.76	3,165.24	1,010,089.57
Personnel Services		241,862,000.00	0.00	241,862,000.00	222,281,772.00	0.00	0.00	0.00	222,281,772.00	44,414,442.13	0.00	0.00	0.00	44,414,442.13	44,414,442.13	0.00	0.00	0.00	44,414,442.13	19,580,228.00	177,867,329.87	0.00	0.00
Salaries and Wages	501010000	149,145,000.00	0.00	149,145,000.00	149,145,000.00	0.00	0.00	0.00	149,145,000.00	40,492,828.10	0.00	0.00	0.00	40,492,828.10	40,492,828.10	0.00	0.00	0.00	40,492,828.10	0.00	108,652,171.90	0.00	0.00
Salaries and Wages - Regular	501010000	148,360,000.00	0.00	148,360,000.00	148,360,000.00	0.00	0.00	0.00	148,360,000.00	40,189,953.29	0.00	0.00	0.00	40,189,953.29	40,189,953.29	0.00	0.00	0.00	40,189,953.29	0.00	108,170,046.71	0.00	0.00
Basic Salary - Civilian	501010001	148,360,000.00	0.00	148,360,000.00	148,360,000.00	0.00	0.00	0.00	148,360,000.00	40,189,953.29	0.00	0.00	0.00	40,189,953.29	40,189,953.29	0.00	0.00	0.00	40,189,953.29	0.00	108,170,046.71	0.00	0.00
Salaries and Wages - Casual/ Contractual	501020000	785,000.00	0.00	785,000.00	785,000.00	0.00	0.00	0.00	785,000.00	302,874.81	0.00	0.00	0.00	302,874.81	302,874.81	0.00	0.00	0.00	302,874.81	0.00	482,125.19	0.00	0.00
Other Compensation	501020000	48,265,000.00	0.00	48,265,000.00	48,265,000.00	0.00	0.00	0.00	48,265,000.00	3,032,277.21	0.00	0.00	0.00	3,032,277.21	3,032,277.21	0.00	0.00	0.00	3,032,277.21	0.00	45,232,722.79	0.00	0.00
Personal Economic Relief Allowance (PERA)	5010201000	7,008,000.00	0.00	7,008,000.00	7,008,000.00	0.00	0.00	0.00	7,008,000.00	1,761,363.83	0.00	0.00	0.00	1,761,363.83	1,761,363.83	0.00	0.00	0.00	1,761,363.83	0.00	5,246,636.17	0.00	0.00
PERA - Civilian	5010201001	7,008,000.00	0.00	7,008,000.00	7,008,000.00	0.00	0.00	0.00	7,008,000.00	1,761,363.83	0.00	0.00	0.00	1,761,363.83	1,761,363.83	0.00	0.00	0.00	1,761,363.83	0.00	5,246,636.17	0.00	0.00
Representation Allowance (RA)	5010202000	240,000.00	0.00	240,000.00	240,000.00	0.00	0.00	0.00	240,000.00	63,000.00	0.00	0.00	0.00	63,000.00	63,000.00	0.00	0.00	0.00	63,000.00	0.00	177,000.00	0.00	0.00
Transportation Allowance (TA)	5010203000	240,000.00	0.00	240,000.00	240,000.00	0.00	0.00	0.00	240,000.00	63,000.00	0.00	0.00	0.00	63,000.00	63,000.00	0.00	0.00	0.00	63,000.00	0.00	177,000.00	0.00	0.00
Transportation Allowance (TA)	5010203001	240,000.00	0.00	240,000.00	240,000.00	0.00	0.00	0.00	240,000.00	63,000.00	0.00	0.00	0.00	63,000.00	63,000.00	0.00	0.00	0.00	63,000.00	0.00	177,000.00	0.00	0.00
Clothing/ Uniform Allowance	5010204000	1,752,000.00	0.00	1,752,000.00	1,752,000.00	0.00	0.00	0.00	1,752,000.00	0.00	0.00	0.00	0.00	0.00	0.00	0.00	0.00	0.00	0.00	0.00	1,752,000.00	0.00	0.00
Clothing/ Uniform Allowance - Civilian	5010204001	1,752,000.00	0.00	1,752,000.00	1,752,000.00	0.00	0.00	0.00	1,752,000.00	0.00	0.00	0.00	0.00	0.00	0.00	0.00	0.00	0.00	0.00	0.00	1,752,000.00	0.00	0.00
Subsistence Allowance (SA)	5010205000	59,400.00	0.00	59,400.00	59,400.00	0.00	0.00	0.00	59,400.00	9,900.00	0.00	0.00	0.00	9,900.00	9,900.00	0.00	0.00	0.00	9,900.00	0.00	49,500.00	0.00	0.00

STATEMENT OF APPROPRIATIONS, ALLOTMENTS, OBLIGATIONS, DISBURSEMENTS AND BALANCES BY OBJECT OF EXPENDITURES
As at the Quarter Ending March 31, 2023

Department :State Universities and Colleges (SUCs)
 Agency :Kalinga State University
 Operating Unit :<not applicable>
 Organization Code :08 019 0000000
 Funding Cluster :01 - Regular Agency Fund

X	Current Year Appropriations
	Supplemental Appropriations
	Continuing Appropriations

(e.g. UACS Fund Cluster: 01-Regular Agency Fund, 02-Foreign Assisted Projects Fund, 03-Special Account-Locally Funded/Domestic Grants Fund, and 04-Special Account-Foreign Assisted/Foreign Grants Fund)

Particulars	UACS CODE	Appropriations			Allotments					Current Year Obligations					Current Year Disbursements					Balances			
		Authorized Appropriations	Adjustments (Transfer To/From, Modifications/ Augmentations)	Adjusted Appropriations	Allotments Received	Adjustments (Reductions, Modifications / Augmentations)	Transfer To	Transfer From	Adjusted Total Allotments	1st Quarter Ending March 31	2nd Quarter Ending	3rd Quarter Ending	4th Quarter Ending	Total	1st Quarter Ending March 31	2nd Quarter Ending	3rd Quarter Ending	4th Quarter Ending	Total	Unreleased Appropriations	Unobligated Allotment	Unpaid Obligations (15-20) = (23+24)	
																						Due and Demandable	Not Yet Due and Demandable
1	2	3	4	5=(3+4)	6	7	8	9	10=[{6+(-)7}-8+9]	11	12	13	14	15=(11+12+13+14)	16	17	18	19	20=(16+17+18+19)	21=(5-10)	22=(10-15)	23	24
Subsistence Allowance - Magna Carta for Public Health Workers under R.A. 7305	5010205003	59,400.00	0.00	59,400.00	59,400.00	0.00	0.00	0.00	59,400.00	9,900.00	0.00	0.00	0.00	9,900.00	9,900.00	0.00	0.00	0.00	9,900.00	0.00	49,500.00	0.00	0.00
Honoraria	5010210001	10,966,000.00	0.00	10,966,000.00	10,966,000.00	0.00	0.00	0.00	10,966,000.00	1,135,013.38	0.00	0.00	0.00	1,135,013.38	1,135,013.38	0.00	0.00	0.00	1,135,013.38	0.00	9,830,986.62	0.00	0.00
Honoraria - Civilian	5010210001	10,966,000.00	0.00	10,966,000.00	10,966,000.00	0.00	0.00	0.00	10,966,000.00	1,135,013.38	0.00	0.00	0.00	1,135,013.38	1,135,013.38	0.00	0.00	0.00	1,135,013.38	0.00	9,830,986.62	0.00	0.00
Hazard Pay (HP)	5010210000	353,600.00	0.00	353,600.00	353,600.00	0.00	0.00	0.00	353,600.00	0.00	0.00	0.00	0.00	0.00	0.00	0.00	0.00	0.00	0.00	0.00	353,600.00	0.00	0.00
HP - Magna Carta Benefits for Public Health Workers under R.A. 7305	5010210005	353,600.00	0.00	353,600.00	353,600.00	0.00	0.00	0.00	353,600.00	0.00	0.00	0.00	0.00	0.00	0.00	0.00	0.00	0.00	0.00	0.00	353,600.00	0.00	0.00
Year End Bonus	5010214000	12,363,000.00	0.00	12,363,000.00	12,363,000.00	0.00	0.00	0.00	12,363,000.00	0.00	0.00	0.00	0.00	0.00	0.00	0.00	0.00	0.00	0.00	0.00	12,363,000.00	0.00	0.00
Bonus - Civilian	5010214001	12,363,000.00	0.00	12,363,000.00	12,363,000.00	0.00	0.00	0.00	12,363,000.00	0.00	0.00	0.00	0.00	0.00	0.00	0.00	0.00	0.00	0.00	0.00	12,363,000.00	0.00	0.00
Cash Gift	5010215000	1,460,000.00	0.00	1,460,000.00	1,460,000.00	0.00	0.00	0.00	1,460,000.00	0.00	0.00	0.00	0.00	0.00	0.00	0.00	0.00	0.00	0.00	0.00	1,460,000.00	0.00	0.00
Civilian	5010215001	1,460,000.00	0.00	1,460,000.00	1,460,000.00	0.00	0.00	0.00	1,460,000.00	0.00	0.00	0.00	0.00	0.00	0.00	0.00	0.00	0.00	0.00	0.00	1,460,000.00	0.00	0.00
Mid-Year Bonus - Civilian	5010216000	12,363,000.00	0.00	12,363,000.00	12,363,000.00	0.00	0.00	0.00	12,363,000.00	0.00	0.00	0.00	0.00	0.00	0.00	0.00	0.00	0.00	0.00	0.00	12,363,000.00	0.00	0.00
Mid-Year Bonus - Civilian	5010216001	12,363,000.00	0.00	12,363,000.00	12,363,000.00	0.00	0.00	0.00	12,363,000.00	0.00	0.00	0.00	0.00	0.00	0.00	0.00	0.00	0.00	0.00	0.00	12,363,000.00	0.00	0.00
Other Bonuses and Allowances	5010299000	1,460,000.00	0.00	1,460,000.00	1,460,000.00	0.00	0.00	0.00	1,460,000.00	0.00	0.00	0.00	0.00	0.00	0.00	0.00	0.00	0.00	0.00	0.00	1,460,000.00	0.00	0.00
Productivity Enhancement Incentive - Civilian	5010299012	1,460,000.00	0.00	1,460,000.00	1,460,000.00	0.00	0.00	0.00	1,460,000.00	0.00	0.00	0.00	0.00	0.00	0.00	0.00	0.00	0.00	0.00	0.00	1,460,000.00	0.00	0.00
Personnel Benefit Contributions	5010300000	3,732,000.00	0.00	3,732,000.00	3,732,000.00	0.00	0.00	0.00	3,732,000.00	889,336.82	0.00	0.00	0.00	889,336.82	889,336.82	0.00	0.00	0.00	889,336.82	0.00	2,842,663.18	0.00	0.00
Pag-IBIG Contributions	5010302000	351,000.00	0.00	351,000.00	351,000.00	0.00	0.00	0.00	351,000.00	87,700.00	0.00	0.00	0.00	87,700.00	87,700.00	0.00	0.00	0.00	87,700.00	0.00	263,300.00	0.00	0.00
Pag-IBIG - Civilian	5010302001	351,000.00	0.00	351,000.00	351,000.00	0.00	0.00	0.00	351,000.00	87,700.00	0.00	0.00	0.00	87,700.00	87,700.00	0.00	0.00	0.00	87,700.00	0.00	263,300.00	0.00	0.00
PhilHealth Contributions	5010303000	3,030,000.00	0.00	3,030,000.00	3,030,000.00	0.00	0.00	0.00	3,030,000.00	712,836.82	0.00	0.00	0.00	712,836.82	712,836.82	0.00	0.00	0.00	712,836.82	0.00	2,317,163.18	0.00	0.00

STATEMENT OF APPROPRIATIONS, ALLOTMENTS, OBLIGATIONS, DISBURSEMENTS AND BALANCES BY OBJECT OF EXPENDITURES
As at the Quarter Ending March 31, 2023

Department :State Universities and Colleges (SUCs)
 Agency :Kalinga State University
 Operating Unit :<not applicable>
 Organization Code :08 019 0000000
 Funding Cluster :01 - Regular Agency Fund

X	Current Year Appropriations
	Supplemental Appropriations
	Continuing Appropriations

(e.g. UACS Fund Cluster: 01-Regular Agency Fund, 02-Foreign Assisted Projects Fund, 03-Special Account-Locally Funded/Domestic Grants Fund, and 04-Special Account-Foreign Assisted/Foreign Grants Fund)

Particulars	UACS CODE	Appropriations			Allotments					Current Year Obligations					Current Year Disbursements					Balances			
		Authorized Appropriations	Adjustments (Transfer To/From, Modifications/Augmentations)	Adjusted Appropriations	Allotments Received	Adjustments (Reductions, Modifications / Augmentations)	Transfer To	Transfer From	Adjusted Total Allotments	1st Quarter Ending March 31	2nd Quarter Ending	3rd Quarter Ending	4th Quarter Ending	Total	1st Quarter Ending March 31	2nd Quarter Ending	3rd Quarter Ending	4th Quarter Ending	Total	Unreleased Appropriations	Unobligated Allotment	Unpaid Obligations (15-20) = (23+24)	
																						Due and Demandable	Not Yet Due and Demandable
1	2	3	4	5=(3+4)	6	7	8	9	10=[{6+(-)7}-8+9]	11	12	13	14	15=(11+12+13+14)	16	17	18	19	20=(16+17+18+19)	21=(5-10)	22=(10-15)	23	24
PhilHealth - Civilian	5010303001	3,030,000.00	0.00	3,030,000.00	3,030,000.00	0.00	0.00	0.00	3,030,000.00	712,836.82	0.00	0.00	0.00	712,836.82	712,836.82	0.00	0.00	0.00	712,836.82	0.00	2,317,163.18	0.00	0.00
Employees Compensation Insurance Premiums (ECIP)	5010304000	351,000.00	0.00	351,000.00	351,000.00	0.00	0.00	0.00	351,000.00	88,800.00	0.00	0.00	0.00	88,800.00	88,800.00	0.00	0.00	0.00	88,800.00	0.00	262,200.00	0.00	0.00
ECIP - Civilian	5010304001	351,000.00	0.00	351,000.00	351,000.00	0.00	0.00	0.00	351,000.00	88,800.00	0.00	0.00	0.00	88,800.00	88,800.00	0.00	0.00	0.00	88,800.00	0.00	262,200.00	0.00	0.00
Other Personnel Benefits	5010400000	40,720,000.00	0.00	40,720,000.00	21,139,772.00	0.00	0.00	0.00	21,139,772.00	0.00	0.00	0.00	0.00	0.00	0.00	0.00	0.00	0.00	0.00	19,580,228.00	21,139,772.00	0.00	0.00
Terminal Leave Benefits	5010403000	2,340,000.00	0.00	2,340,000.00	2,340,000.00	0.00	0.00	0.00	2,340,000.00	0.00	0.00	0.00	0.00	0.00	0.00	0.00	0.00	0.00	0.00	0.00	2,340,000.00	0.00	0.00
Terminal Leave Benefits - Civilian	5010403001	2,340,000.00	0.00	2,340,000.00	2,340,000.00	0.00	0.00	0.00	2,340,000.00	0.00	0.00	0.00	0.00	0.00	0.00	0.00	0.00	0.00	0.00	0.00	2,340,000.00	0.00	0.00
Other Personnel Benefits	5010499000	38,380,000.00	0.00	38,380,000.00	18,799,772.00	0.00	0.00	0.00	18,799,772.00	0.00	0.00	0.00	0.00	0.00	0.00	0.00	0.00	0.00	0.00	19,580,228.00	18,799,772.00	0.00	0.00
Lump-sum for Filling of Positions - Civilian	5010499007	37,699,000.00	0.00	37,699,000.00	18,118,772.00	0.00	0.00	0.00	18,118,772.00	0.00	0.00	0.00	0.00	0.00	0.00	0.00	0.00	0.00	0.00	19,580,228.00	18,118,772.00	0.00	0.00
Lump-sum for Step Increments - Length of Service	5010499010	371,000.00	0.00	371,000.00	371,000.00	0.00	0.00	0.00	371,000.00	0.00	0.00	0.00	0.00	0.00	0.00	0.00	0.00	0.00	0.00	0.00	371,000.00	0.00	0.00
Loyalty Award - Civilian	5010499015	310,000.00	0.00	310,000.00	310,000.00	0.00	0.00	0.00	310,000.00	0.00	0.00	0.00	0.00	0.00	0.00	0.00	0.00	0.00	0.00	0.00	310,000.00	0.00	0.00
Maintenance and Other Operating Expenses		99,226,000.00	0.00	99,226,000.00	48,726,000.00	0.00	0.00	0.00	48,726,000.00	10,710,069.13	0.00	0.00	0.00	10,710,069.13	10,709,349.13	0.00	0.00	0.00	10,709,349.13	50,500,000.00	38,015,930.87	720.00	0.00
Traveling Expenses	5020100000	3,859,000.00	0.00	3,859,000.00	3,859,000.00	0.00	0.00	0.00	3,859,000.00	358,080.64	0.00	0.00	0.00	358,080.64	358,080.64	0.00	0.00	0.00	358,080.64	0.00	3,500,919.36	0.00	0.00
Traveling Expenses - Local	5020101000	3,859,000.00	0.00	3,859,000.00	3,859,000.00	0.00	0.00	0.00	3,859,000.00	358,080.64	0.00	0.00	0.00	358,080.64	358,080.64	0.00	0.00	0.00	358,080.64	0.00	3,500,919.36	0.00	0.00
Training and Scholarship Expenses	5020200000	8,143,000.00	0.00	8,143,000.00	8,143,000.00	0.00	0.00	0.00	8,143,000.00	1,896,024.04	0.00	0.00	0.00	1,896,024.04	1,895,304.04	0.00	0.00	0.00	1,895,304.04	0.00	6,246,975.96	720.00	0.00
Training Expenses	5020201000	8,143,000.00	0.00	8,143,000.00	8,143,000.00	0.00	0.00	0.00	8,143,000.00	1,896,024.04	0.00	0.00	0.00	1,896,024.04	1,895,304.04	0.00	0.00	0.00	1,895,304.04	0.00	6,246,975.96	720.00	0.00
Training Expenses	5020201002	8,143,000.00	0.00	8,143,000.00	8,143,000.00	0.00	0.00	0.00	8,143,000.00	1,896,024.04	0.00	0.00	0.00	1,896,024.04	1,895,304.04	0.00	0.00	0.00	1,895,304.04	0.00	6,246,975.96	720.00	0.00

STATEMENT OF APPROPRIATIONS, ALLOTMENTS, OBLIGATIONS, DISBURSEMENTS AND BALANCES BY OBJECT OF EXPENDITURES
As at the Quarter Ending March 31, 2023

Department :State Universities and Colleges (SUCs)
 Agency :Kalinga State University
 Operating Unit :<not applicable>
 Organization Code :08 019 0000000
 Funding Cluster :01 - Regular Agency Fund

X	Current Year Appropriations
	Supplemental Appropriations
	Continuing Appropriations

(e.g. UACS Fund Cluster: 01-Regular Agency Fund, 02-Foreign Assisted Projects Fund, 03-Special Account-Locally Funded/Domestic Grants Fund, and 04-Special Account-Foreign Assisted/Foreign Grants Fund)

Particulars	UACS CODE	Appropriations			Allotments					Current Year Obligations					Current Year Disbursements					Balances			
		Authorized Appropriations	Adjustments (Transfer To/From, Modifications/Augmentations)	Adjusted Appropriations	Allotments Received	Adjustments (Reductions, Modifications / Augmentations)	Transfer To	Transfer From	Adjusted Total Allotments	1st Quarter Ending March 31	2nd Quarter Ending	3rd Quarter Ending	4th Quarter Ending	Total	1st Quarter Ending March 31	2nd Quarter Ending	3rd Quarter Ending	4th Quarter Ending	Total	Unreleased Appropriations	Unobligated Allotment	Unpaid Obligations (15-20) = (23+24)	
																						Due and Demandable	Not Yet Due and Demandable
1	2	3	4	5=(3+4)	6	7	8	9	10=[{6+(-)7}-8+9]	11	12	13	14	15=(11+12+13+14)	16	17	18	19	20=(16+17+18+19)	21=(5-10)	22=(10-15)	23	24
Supplies and Materials Expenses	5020300000	9,436,000.00	0.00	9,436,000.00	9,436,000.00	0.00	0.00	0.00	9,436,000.00	1,327,071.48	0.00	0.00	0.00	1,327,071.48	1,327,071.48	0.00	0.00	0.00	1,327,071.48	0.00	8,108,928.52	0.00	0.00
Office Supplies Expenses	5020300000	4,840,000.00	0.00	4,840,000.00	4,840,000.00	0.00	0.00	0.00	4,840,000.00	746,565.92	0.00	0.00	0.00	746,565.92	746,565.92	0.00	0.00	0.00	746,565.92	0.00	4,093,434.08	0.00	0.00
Office Supplies Expenses	5020301002	4,840,000.00	0.00	4,840,000.00	4,840,000.00	0.00	0.00	0.00	4,840,000.00	746,565.92	0.00	0.00	0.00	746,565.92	746,565.92	0.00	0.00	0.00	746,565.92	0.00	4,093,434.08	0.00	0.00
Fuel, Oil and Lubricants Expenses	5020309000	1,196,000.00	0.00	1,196,000.00	1,196,000.00	0.00	0.00	0.00	1,196,000.00	260,590.58	0.00	0.00	0.00	260,590.58	260,590.58	0.00	0.00	0.00	260,590.58	0.00	935,409.42	0.00	0.00
Other Supplies and Materials Expenses	5020399000	3,400,000.00	0.00	3,400,000.00	3,400,000.00	0.00	0.00	0.00	3,400,000.00	319,914.98	0.00	0.00	0.00	319,914.98	319,914.98	0.00	0.00	0.00	319,914.98	0.00	3,080,085.02	0.00	0.00
Utility Expenses	5020400000	4,985,000.00	0.00	4,985,000.00	4,985,000.00	0.00	0.00	0.00	4,985,000.00	1,140,786.83	0.00	0.00	0.00	1,140,786.83	1,140,786.83	0.00	0.00	0.00	1,140,786.83	0.00	3,844,213.17	0.00	0.00
Electricity Expenses	5020402000	4,985,000.00	0.00	4,985,000.00	4,985,000.00	0.00	0.00	0.00	4,985,000.00	1,140,786.83	0.00	0.00	0.00	1,140,786.83	1,140,786.83	0.00	0.00	0.00	1,140,786.83	0.00	3,844,213.17	0.00	0.00
Communication Expenses	5020500000	7,455,000.00	0.00	7,455,000.00	7,455,000.00	0.00	0.00	0.00	7,455,000.00	1,093,634.98	0.00	0.00	0.00	1,093,634.98	1,093,634.98	0.00	0.00	0.00	1,093,634.98	0.00	6,361,365.02	0.00	0.00
Telephone Expenses	5020502000	50,000.00	0.00	50,000.00	50,000.00	0.00	0.00	0.00	50,000.00	0.00	0.00	0.00	0.00	0.00	0.00	0.00	0.00	0.00	0.00	0.00	50,000.00	0.00	0.00
Mobile	5020502001	50,000.00	0.00	50,000.00	50,000.00	0.00	0.00	0.00	50,000.00	0.00	0.00	0.00	0.00	0.00	0.00	0.00	0.00	0.00	0.00	0.00	50,000.00	0.00	0.00
Internet Subscription Expenses	5020503000	7,405,000.00	0.00	7,405,000.00	7,405,000.00	0.00	0.00	0.00	7,405,000.00	1,093,634.98	0.00	0.00	0.00	1,093,634.98	1,093,634.98	0.00	0.00	0.00	1,093,634.98	0.00	6,311,365.02	0.00	0.00
Survey, Research, Exploration and Development Expenses	5020700000	2,000,000.00	0.00	2,000,000.00	0.00	0.00	0.00	0.00	0.00	0.00	0.00	0.00	0.00	0.00	0.00	0.00	0.00	0.00	0.00	2,000,000.00	0.00	0.00	0.00
Research, Exploration and Development Expenses	5020702000	2,000,000.00	0.00	2,000,000.00	0.00	0.00	0.00	0.00	0.00	0.00	0.00	0.00	0.00	0.00	0.00	0.00	0.00	0.00	0.00	2,000,000.00	0.00	0.00	0.00
Research, Exploration and Development Expenses	5020702002	2,000,000.00	0.00	2,000,000.00	0.00	0.00	0.00	0.00	0.00	0.00	0.00	0.00	0.00	0.00	0.00	0.00	0.00	0.00	0.00	2,000,000.00	0.00	0.00	0.00

STATEMENT OF APPROPRIATIONS, ALLOTMENTS, OBLIGATIONS, DISBURSEMENTS AND BALANCES BY OBJECT OF EXPENDITURES
As at the Quarter Ending March 31, 2023

Department :State Universities and Colleges (SUCs)
 Agency :Kalinga State University
 Operating Unit :<not applicable>
 Organization Code :08 019 000000
 Funding Cluster :01 - Regular Agency Fund

X	Current Year Appropriations
	Supplemental Appropriations
	Continuing Appropriations

(e.g. UACS Fund Cluster: 01-Regular Agency Fund, 02-Foreign Assisted Projects Fund, 03-Special Account-Locally Funded/Domestic Grants Fund, and 04-Special Account-Foreign Assisted/Foreign Grants Fund)

Particulars	UACS CODE	Appropriations			Allotments					Current Year Obligations					Current Year Disbursements					Balances			
		Authorized Appropriations	Adjustments (Transfer To/From, Modifications/ Augmentations)	Adjusted Appropriations	Allotments Received	Adjustments (Reductions, Modifications / Augmentatio	Trans fer To	Trans fer From	Adjusted Total Allotments	1st Quarter Ending March 31	2nd Quart er Endin g	3rd Quart er Endin g	4th Quart er Endin g	Total	1st Quarter Ending March 31	2nd Quart er Endin g	3rd Quart er Endin g	4th Quart er Endin g	Total	Unreleased Appropriations	Unobligated Allotment	Unpaid Obligations (15-20) = (23+24)	
																						Due and Demandable	Not Yet Due and Demandable
1	2	3	4	5=(3+4)	6	7	8	9	10={6+(-)7}-8+9}	11	12	13	14	15=(11+12+13+14)	16	17	18	19	20=(16+17+18+19)	21=(5-10)	22=(10-15)	23	24
Confidential, Intelligence and Extraordinary Expenses	5021000000	264,000.00	0.00	264,000.00	264,000.00	0.00	0.00	0.00	264,000.00	66,000.00	0.00	0.00	0.00	66,000.00	66,000.00	0.00	0.00	0.00	66,000.00	0.00	198,000.00	0.00	0.00
Extraordinary and Miscellaneous Expenses	5021003000	264,000.00	0.00	264,000.00	264,000.00	0.00	0.00	0.00	264,000.00	66,000.00	0.00	0.00	0.00	66,000.00	66,000.00	0.00	0.00	0.00	66,000.00	0.00	198,000.00	0.00	0.00
Professional Services	5021100000	6,874,000.00	0.00	6,874,000.00	6,874,000.00	0.00	0.00	0.00	6,874,000.00	2,375,737.44	0.00	0.00	0.00	2,375,737.44	2,375,737.44	0.00	0.00	0.00	2,375,737.44	0.00	4,498,262.56	0.00	0.00
Other Professional Services	5021199000	6,874,000.00	0.00	6,874,000.00	6,874,000.00	0.00	0.00	0.00	6,874,000.00	2,375,737.44	0.00	0.00	0.00	2,375,737.44	2,375,737.44	0.00	0.00	0.00	2,375,737.44	0.00	4,498,262.56	0.00	0.00
Repairs and Maintenance	5021300000	2,685,000.00	0.00	2,685,000.00	2,685,000.00	0.00	0.00	0.00	2,685,000.00	1,161,011.88	0.00	0.00	0.00	1,161,011.88	1,161,011.88	0.00	0.00	0.00	1,161,011.88	0.00	1,523,988.12	0.00	0.00
Repairs and Maintenance - Buildings and Other Structures	5021304000	2,085,000.00	0.00	2,085,000.00	2,085,000.00	0.00	0.00	0.00	2,085,000.00	1,082,895.91	0.00	0.00	0.00	1,082,895.91	1,082,895.91	0.00	0.00	0.00	1,082,895.91	0.00	1,002,104.09	0.00	0.00
School Buildings	5021304002	2,085,000.00	0.00	2,085,000.00	2,085,000.00	0.00	0.00	0.00	2,085,000.00	1,082,895.91	0.00	0.00	0.00	1,082,895.91	1,082,895.91	0.00	0.00	0.00	1,082,895.91	0.00	1,002,104.09	0.00	0.00
Repairs and Maintenance - Transportation Equipment	5021306000	600,000.00	0.00	600,000.00	600,000.00	0.00	0.00	0.00	600,000.00	78,115.97	0.00	0.00	0.00	78,115.97	78,115.97	0.00	0.00	0.00	78,115.97	0.00	521,884.03	0.00	0.00
Motor Vehicles	5021306001	600,000.00	0.00	600,000.00	600,000.00	0.00	0.00	0.00	600,000.00	78,115.97	0.00	0.00	0.00	78,115.97	78,115.97	0.00	0.00	0.00	78,115.97	0.00	521,884.03	0.00	0.00
Financial Assistance/ Subsidy	5021400000	45,500,000.00	0.00	45,500,000.00	0.00	0.00	0.00	0.00	0.00	0.00	0.00	0.00	0.00	0.00	0.00	0.00	0.00	0.00	0.00	45,500,000.00	0.00	0.00	0.00
Subsidies - Others	5021499000	45,500,000.00	0.00	45,500,000.00	0.00	0.00	0.00	0.00	0.00	0.00	0.00	0.00	0.00	0.00	0.00	0.00	0.00	0.00	0.00	45,500,000.00	0.00	0.00	0.00
Taxes, Insurance Premiums and Other Fees	5021500000	250,000.00	0.00	250,000.00	250,000.00	0.00	0.00	0.00	250,000.00	15,351.84	0.00	0.00	0.00	15,351.84	15,351.84	0.00	0.00	0.00	15,351.84	0.00	234,648.16	0.00	0.00
Taxes, Duties and Licenses	5021501000	250,000.00	0.00	250,000.00	250,000.00	0.00	0.00	0.00	250,000.00	15,351.84	0.00	0.00	0.00	15,351.84	15,351.84	0.00	0.00	0.00	15,351.84	0.00	234,648.16	0.00	0.00
Taxes, Duties and Licenses	5021501001	250,000.00	0.00	250,000.00	250,000.00	0.00	0.00	0.00	250,000.00	15,351.84	0.00	0.00	0.00	15,351.84	15,351.84	0.00	0.00	0.00	15,351.84	0.00	234,648.16	0.00	0.00
Other Maintenance and Operating Expenses	5029900000	7,775,000.00	0.00	7,775,000.00	4,775,000.00	0.00	0.00	0.00	4,775,000.00	1,276,370.00	0.00	0.00	0.00	1,276,370.00	1,276,370.00	0.00	0.00	0.00	1,276,370.00	3,000,000.00	3,498,630.00	0.00	0.00

STATEMENT OF APPROPRIATIONS, ALLOTMENTS, OBLIGATIONS, DISBURSEMENTS AND BALANCES BY OBJECT OF EXPENDITURES
As at the Quarter Ending March 31, 2023

Department :State Universities and Colleges (SUCs)
 Agency :Kalinga State University
 Operating Unit :<not applicable>
 Organization Code :08 019 0000000
 Funding Cluster :01 - Regular Agency Fund

X	Current Year Appropriations
	Supplemental Appropriations
	Continuing Appropriations

(e.g. UACS Fund Cluster: 01-Regular Agency Fund, 02-Foreign Assisted Projects Fund, 03-Special Account-Locally Funded/Domestic Grants Fund, and 04-Special Account-Foreign Assisted/Foreign Grants Fund)

Particulars	UACS CODE	Appropriations			Allotments					Current Year Obligations					Current Year Disbursements					Balances			
		Authorized Appropriations	Adjustments (Transfer To/From, Modifications/Augmentations)	Adjusted Appropriations	Allotments Received	Adjustments (Reductions, Modifications / Augmentations)	Transfer To	Transfer From	Adjusted Total Allotments	1st Quarter Ending March 31	2nd Quarter Ending	3rd Quarter Ending	4th Quarter Ending	Total	1st Quarter Ending March 31	2nd Quarter Ending	3rd Quarter Ending	4th Quarter Ending	Total	Unreleased Appropriations	Unobligated Allotment	Unpaid Obligations (15-20) = (23+24)	
																						Due and Demandable	Not Yet Due and Demandable
1	2	3	4	5=(3+4)	6	7	8	9	10=[{6+(-)7}-8+9]	11	12	13	14	15=(11+12+13+14)	16	17	18	19	20=(16+17+18+19)	21=(5-10)	22=(10-15)	23	24
Advertising Expenses	5029901000	210,000.00	0.00	210,000.00	210,000.00	0.00	0.00	0.00	210,000.00	0.00	0.00	0.00	0.00	0.00	0.00	0.00	0.00	0.00	0.00	0.00	210,000.00	0.00	0.00
Printing and Publication Expenses	5029902000	1,125,000.00	0.00	1,125,000.00	1,125,000.00	0.00	0.00	0.00	1,125,000.00	153,180.00	0.00	0.00	0.00	153,180.00	153,180.00	0.00	0.00	0.00	153,180.00	0.00	971,820.00	0.00	0.00
Representation Expenses	5029903000	2,180,000.00	0.00	2,180,000.00	2,180,000.00	0.00	0.00	0.00	2,180,000.00	933,090.00	0.00	0.00	0.00	933,090.00	933,090.00	0.00	0.00	0.00	933,090.00	0.00	1,246,910.00	0.00	0.00
Transportation and Delivery Expenses	5029904000	357,000.00	0.00	357,000.00	357,000.00	0.00	0.00	0.00	357,000.00	0.00	0.00	0.00	0.00	0.00	0.00	0.00	0.00	0.00	0.00	0.00	357,000.00	0.00	0.00
Membership Dues and Contributions to Organizations	5029906000	535,000.00	0.00	535,000.00	535,000.00	0.00	0.00	0.00	535,000.00	190,100.00	0.00	0.00	0.00	190,100.00	190,100.00	0.00	0.00	0.00	190,100.00	0.00	344,900.00	0.00	0.00
Subscription Expenses	5029907000	368,000.00	0.00	368,000.00	368,000.00	0.00	0.00	0.00	368,000.00	0.00	0.00	0.00	0.00	0.00	0.00	0.00	0.00	0.00	0.00	0.00	368,000.00	0.00	0.00
Subscription Expenses	5029907099	368,000.00	0.00	368,000.00	368,000.00	0.00	0.00	0.00	368,000.00	0.00	0.00	0.00	0.00	0.00	0.00	0.00	0.00	0.00	0.00	0.00	368,000.00	0.00	0.00
Other Maintenance and Operating Expenses	5029999000	3,000,000.00	0.00	3,000,000.00	0.00	0.00	0.00	0.00	0.00	0.00	0.00	0.00	0.00	0.00	0.00	0.00	0.00	0.00	0.00	3,000,000.00	0.00	0.00	0.00
Other Maintenance and Operating Expenses	5029999099	3,000,000.00	0.00	3,000,000.00	0.00	0.00	0.00	0.00	0.00	0.00	0.00	0.00	0.00	0.00	0.00	0.00	0.00	0.00	0.00	3,000,000.00	0.00	0.00	0.00
Capital Outlays		25,000,000.00	0.00	25,000,000.00	25,000,000.00	0.00	0.00	0.00	25,000,000.00	12,412,974.98	0.00	0.00	0.00	12,412,974.98	11,400,440.17	0.00	0.00	0.00	11,400,440.17	0.00	12,587,025.02	2,445.24	1,010,089.57
Property, Plant and Equipment Outlay	5060400000	25,000,000.00	0.00	25,000,000.00	25,000,000.00	0.00	0.00	0.00	25,000,000.00	12,412,974.98	0.00	0.00	0.00	12,412,974.98	11,400,440.17	0.00	0.00	0.00	11,400,440.17	0.00	12,587,025.02	2,445.24	1,010,089.57
Buildings and Other Structures	5060404000	25,000,000.00	0.00	25,000,000.00	25,000,000.00	0.00	0.00	0.00	25,000,000.00	12,412,974.98	0.00	0.00	0.00	12,412,974.98	11,400,440.17	0.00	0.00	0.00	11,400,440.17	0.00	12,587,025.02	2,445.24	1,010,089.57
Buildings	5060404001	25,000,000.00	0.00	25,000,000.00	25,000,000.00	0.00	0.00	0.00	25,000,000.00	12,412,974.98	0.00	0.00	0.00	12,412,974.98	11,400,440.17	0.00	0.00	0.00	11,400,440.17	0.00	12,587,025.02	2,445.24	1,010,089.57
B. Automatic Appropriations		17,803,000.00	1,833,126.00	19,636,126.00	19,636,126.00	0.00	0.00	0.00	19,636,126.00	5,069,832.03	0.00	0.00	0.00	5,069,832.03	5,069,832.03	0.00	0.00	0.00	5,069,832.03	0.00	14,566,293.97	0.00	0.00
Retirement and Life Insurance Premiums	5010301000	17,803,000.00	1,833,126.00	19,636,126.00	19,636,126.00	0.00	0.00	0.00	19,636,126.00	5,069,832.03	0.00	0.00	0.00	5,069,832.03	5,069,832.03	0.00	0.00	0.00	5,069,832.03	0.00	14,566,293.97	0.00	0.00


STATEMENT OF APPROPRIATIONS, ALLOTMENTS, OBLIGATIONS, DISBURSEMENTS AND BALANCES BY OBJECT OF EXPENDITURES
As at the Quarter Ending March 31, 2023

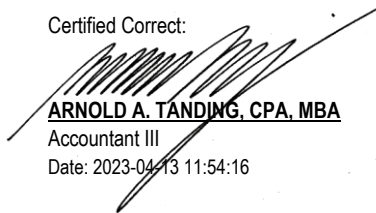
Department :State Universities and Colleges (SUCs)
 Agency :Kalinga State University
 Operating Unit :<not applicable>
 Organization Code :08 019 0000000
 Funding Cluster :01 - Regular Agency Fund


X	Current Year Appropriations
	Supplemental Appropriations
	Continuing Appropriations


(e.g. UACS Fund Cluster: 01-Regular Agency Fund, 02-Foreign Assisted Projects Fund, 03-Special Account-Locally Funded/Domestic Grants Fund, and 04-Special Account-Foreign Assisted/Foreign Grants Fund)

Particulars	UACS CODE	Appropriations			Allotments					Current Year Obligations					Current Year Disbursements					Balances			
		Authorized Appropriations	Adjustments (Transfer To/From, Modifications/ Augmentations)	Adjusted Appropriations	Allotments Received	Adjustments (Reductions, Modifications / Augmentatio	Trans fer To	Trans fer From	Adjusted Total Allotments	1st Quarter Ending March 31	2nd Quart er Endin g	3rd Quart er Endin g	4th Quart er Endin g	Total	1st Quarter Ending March 31	2nd Quart er Endin g	3rd Quart er Endin g	4th Quart er Endin g	Total	Unreleased Appropriations	Unobligated Allotment	Unpaid Obligations (15-20) = (23+24)	
																						Due and Demandable	Not Yet Due and Demandable
1	2	3	4	5=(3+4)	6	7	8	9	10=[{6+(-)7}-8+9]	11	12	13	14	15=(11+12+13+14)	16	17	18	19	20=(16+17+18+19)	21=(5-10)	22=(10-15)	23	24
C. Special Purpose Funds		0.00	96,077.00	96,077.00	0.00	96,077.00	0.00	0.00	96,077.00	96,077.00	0.00	0.00	0.00	96,077.00	96,077.00	0.00	0.00	0.00	96,077.00	0.00	0.00	0.00	0.00
Pension and Gratuity Fund		0.00	96,077.00	96,077.00	0.00	96,077.00	0.00	0.00	96,077.00	96,077.00	0.00	0.00	0.00	96,077.00	96,077.00	0.00	0.00	0.00	96,077.00	0.00	0.00	0.00	0.00
Other Personnel Benefits	5010400000	0.00	96,077.00	96,077.00	0.00	96,077.00	0.00	0.00	96,077.00	96,077.00	0.00	0.00	0.00	96,077.00	96,077.00	0.00	0.00	0.00	96,077.00	0.00	0.00	0.00	0.00
GRAND TOTAL		383,891,000.00	1,929,203.00	385,820,203.00	315,643,898.00	96,077.00	0.00	0.00	315,739,975.00	72,703,395.27	0.00	0.00	0.00	72,703,395.27	71,690,140.46	0.00	0.00	0.00	71,690,140.46	70,080,228.00	243,036,579.73	3,165.24	1,010,089.57

Certified Correct:

ELSIE P. ANDRES
 Budget Officer
 Date: 2023-04-13 11:54:16

Certified Correct:

ARNOLD A. TANDING, CPA, MBA
 Accountant III
 Date: 2023-04-13 11:54:16

Recommending Approval:

DANILO T. BUEN, MBA
 Director, FMS
 Date: 2023-04-13 12:00:40

Approved By:

EDUARDO T. BAGTANG, CPA, DBM
 SUC President III
 Date: 2023-04-13 13:22:57

STATEMENT OF APPROPRIATIONS, ALLOTMENTS, OBLIGATIONS, DISBURSEMENTS AND BALANCES BY OBJECT OF EXPENDITURES
As at the Quarter Ending March 31, 2023

Department :State Universities and Colleges (SUCs)
 Agency :Kalinga State University
 Operating Unit :<not applicable>
 Organization Code :08 019 0000000
 Funding Cluster :01 - Regular Agency Fund

	Current Year Appropriations
	Supplemental Appropriations
X	Continuing Appropriations

(e.g. UACS Fund Cluster: 01-Regular Agency Fund, 02-Foreign Assisted Projects Fund, 03-Special Account-Locally Funded/Domestic Grants Fund, and 04-Special Account-Foreign Assisted/Foreign Grants Fund)

Particulars	UACS CODE	Appropriations			Allotments					Current Year Obligations					Current Year Disbursements					Balances			
		Authorized Appropriations	Adjustments (Transfer)	Adjusted Appropriations	Allotments Received	Adjustments (Reductions)	Transfer To	Transfer From	Adjusted Total Allotments	1st Quarter Ending March 31	2nd Quarter Ending	3rd Quarter Ending	4th Quarter Ending Dec.	Total	1st Quarter Ending March 31	2nd Quarter Ending	3rd Quarter Ending	4th Quarter Ending Dec.	Total	Unreleased Appropriations	Unobligated Allotment	Unpaid Obligations (15-20) = (23+24)	
																						Due and Demandable	Not Yet Due and Demandable
1	2	3	4	5=(3+4)	6	7	8	9	10=[(6+(-)7)-8+9]	11	12	13	14	15=(11+12+13+14)	16	17	18	19	20=(16+17+18+19)	21=(5-10)	22=(10-15)	23	24
SUMMARY		15,145,542.48	0.00	15,145,542.48	1,545,542.48	0.00	0.00	0.00	1,545,542.48	407,355.48	0.00	0.00	0.00	407,355.48	407,355.48	0.00	0.00	0.00	407,355.48	13,600,000.00	1,138,187.00	0.00	0.00
I. Continuing Appropriations		15,145,542.48	0.00	15,145,542.48	1,545,542.48	0.00	0.00	0.00	1,545,542.48	407,355.48	0.00	0.00	0.00	407,355.48	407,355.48	0.00	0.00	0.00	407,355.48	13,600,000.00	1,138,187.00	0.00	0.00
I. Agency Specific Budget		15,145,542.48	0.00	15,145,542.48	1,545,542.48	0.00	0.00	0.00	1,545,542.48	407,355.48	0.00	0.00	0.00	407,355.48	407,355.48	0.00	0.00	0.00	407,355.48	13,600,000.00	1,138,187.00	0.00	0.00
Maintenance and Other Operating Expenses		7,545,542.48	0.00	7,545,542.48	1,045,542.48	0.00	0.00	0.00	1,045,542.48	407,355.48	0.00	0.00	0.00	407,355.48	407,355.48	0.00	0.00	0.00	407,355.48	6,500,000.00	638,187.00	0.00	0.00
Training and Scholarship Expenses	5020200000	1,000,000.00	0.00	1,000,000.00	0.00	0.00	0.00	0.00	0.00	0.00	0.00	0.00	0.00	0.00	0.00	0.00	0.00	0.00	0.00	1,000,000.00	0.00	0.00	0.00
Training Expenses	5020201000	1,000,000.00	0.00	1,000,000.00	0.00	0.00	0.00	0.00	0.00	0.00	0.00	0.00	0.00	0.00	0.00	0.00	0.00	0.00	0.00	1,000,000.00	0.00	0.00	0.00
Training Expenses	5020201002	1,000,000.00	0.00	1,000,000.00	0.00	0.00	0.00	0.00	0.00	0.00	0.00	0.00	0.00	0.00	0.00	0.00	0.00	0.00	0.00	1,000,000.00	0.00	0.00	0.00
Survey, Research, Exploration and Development Expenses	5020700000	1,000,000.00	0.00	1,000,000.00	0.00	0.00	0.00	0.00	0.00	0.00	0.00	0.00	0.00	0.00	0.00	0.00	0.00	0.00	0.00	1,000,000.00	0.00	0.00	0.00
Research, Exploration and Development Expenses	5020702000	1,000,000.00	0.00	1,000,000.00	0.00	0.00	0.00	0.00	0.00	0.00	0.00	0.00	0.00	0.00	0.00	0.00	0.00	0.00	0.00	1,000,000.00	0.00	0.00	0.00
Research, Exploration and Development Expenses	5020702002	1,000,000.00	0.00	1,000,000.00	0.00	0.00	0.00	0.00	0.00	0.00	0.00	0.00	0.00	0.00	0.00	0.00	0.00	0.00	0.00	1,000,000.00	0.00	0.00	0.00

STATEMENT OF APPROPRIATIONS, ALLOTMENTS, OBLIGATIONS, DISBURSEMENTS AND BALANCES BY OBJECT OF EXPENDITURES

As at the Quarter Ending March 31, 2023

Department :State Universities and Colleges (SUCs)
 Agency :Kalinga State University
 Operating Unit :<not applicable>
 Organization Code :08 019 0000000
 Funding Cluster :01 - Regular Agency Fund

	Current Year Appropriations
	Supplemental Appropriations
X	Continuing Appropriations

(e.g. UACS Fund Cluster: 01-Regular Agency Fund, 02-Foreign Assisted Projects Fund, 03-Special Account-Locally Funded/Domestic Grants Fund, and 04-Special Account-Foreign Assisted/Foreign Grants Fund)

Particulars	UACS CODE	Appropriations			Allotments					Current Year Obligations					Current Year Disbursements					Balances			
		Authorized Appropriations	Adjustments (Transfer)	Adjusted Appropriations	Allotments Received	Adjustments (Reductions)	Transfer To	Transfer From	Adjusted Total Allotments	1st Quarter Ending March 31	2nd Quarter Ending	3rd Quarter Ending	4th Quarter Ending Dec.	Total	1st Quarter Ending March 31	2nd Quarter Ending	3rd Quarter Ending	4th Quarter Ending Dec.	Total	Unreleased Appropriations	Unobligated Allotment	Unpaid Obligations (15-20) = (23+24)	
																						Due and Demandable	Not Yet Due and Demandable
1	2	3	4	5=(3+4)	6	7	8	9	10=[{6+(-)7}-8+9]	11	12	13	14	15=(11+12+13+14)	16	17	18	19	20=(16+17+18+19)	21=(5-10)	22=(10-15)	23	24
Repairs and Maintenance	5021300000	348,855.48	0.00	348,855.48	348,855.48	0.00	0.00	0.00	348,855.48	348,855.48	0.00	0.00	0.00	348,855.48	348,855.48	0.00	0.00	0.00	348,855.48	0.00	0.00	0.00	0.00
Repairs and Maintenance - Buildings and Other Structures	5021304000	348,855.48	0.00	348,855.48	348,855.48	0.00	0.00	0.00	348,855.48	348,855.48	0.00	0.00	0.00	348,855.48	348,855.48	0.00	0.00	0.00	348,855.48	0.00	0.00	0.00	0.00
School Buildings	5021304002	348,855.48	0.00	348,855.48	348,855.48	0.00	0.00	0.00	348,855.48	348,855.48	0.00	0.00	0.00	348,855.48	348,855.48	0.00	0.00	0.00	348,855.48	0.00	0.00	0.00	0.00
Financial Assistance/ Subsidy	5021400000	2,252.00	0.00	2,252.00	2,252.00	0.00	0.00	0.00	2,252.00	0.00	0.00	0.00	0.00	0.00	0.00	0.00	0.00	0.00	0.00	0.00	2,252.00	0.00	0.00
Subsidies - Others	5021499000	2,252.00	0.00	2,252.00	2,252.00	0.00	0.00	0.00	2,252.00	0.00	0.00	0.00	0.00	0.00	0.00	0.00	0.00	0.00	0.00	0.00	2,252.00	0.00	0.00
Other Maintenance and Operating Expenses	5029900000	5,194,435.00	0.00	5,194,435.00	694,435.00	0.00	0.00	0.00	694,435.00	58,500.00	0.00	0.00	0.00	58,500.00	58,500.00	0.00	0.00	0.00	58,500.00	4,500,000.00	635,935.00	0.00	0.00
Other Maintenance and Operating Expenses	5029999000	5,194,435.00	0.00	5,194,435.00	694,435.00	0.00	0.00	0.00	694,435.00	58,500.00	0.00	0.00	0.00	58,500.00	58,500.00	0.00	0.00	0.00	58,500.00	4,500,000.00	635,935.00	0.00	0.00
Other Maintenance and Operating Expenses	5029999099	5,194,435.00	0.00	5,194,435.00	694,435.00	0.00	0.00	0.00	694,435.00	58,500.00	0.00	0.00	0.00	58,500.00	58,500.00	0.00	0.00	0.00	58,500.00	4,500,000.00	635,935.00	0.00	0.00
Capital Outlays		7,600,000.00	0.00	7,600,000.00	500,000.00	0.00	0.00	0.00	500,000.00	0.00	0.00	0.00	0.00	0.00	0.00	0.00	0.00	0.00	0.00	7,100,000.00	500,000.00	0.00	0.00
Property, Plant and Equipment Outlay	5020200000	7,600,000.00	0.00	7,600,000.00	500,000.00	0.00	0.00	0.00	500,000.00	0.00	0.00	0.00	0.00	0.00	0.00	0.00	0.00	0.00	0.00	7,100,000.00	500,000.00	0.00	0.00

STATEMENT OF APPROPRIATIONS, ALLOTMENTS, OBLIGATIONS, DISBURSEMENTS AND BALANCES BY OBJECT OF EXPENDITURES

As at the Quarter Ending March 31, 2023


Department :State Universities and Colleges (SUCs)
 Agency :Kalinga State University
 Operating Unit :<not applicable>
 Organization Code :08 019 0000000
 Funding Cluster :01 - Regular Agency Fund

	Current Year Appropriations
	Supplemental Appropriations
X	Continuing Appropriations

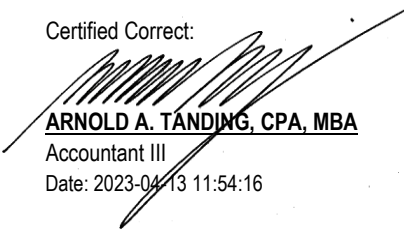
(e.g. UACS Fund Cluster: 01-Regular Agency Fund, 02-Foreign Assisted Projects Fund, 03-Special Account-Locally Funded/Domestic Grants Fund, and 04-Special Account-Foreign Assisted/Foreign Grants Fund)

Particulars	UACS CODE	Appropriations			Allotments					Current Year Obligations					Current Year Disbursements					Balances			
		Authorized Appropriations	Adjustments (Transfer)	Adjusted Appropriations	Allotments Received	Adjustments (Reductions)	Transfer To	Transfer From	Adjusted Total Allotments	1st Quarter Ending March 31	2nd Quarter Ending	3rd Quarter Ending	4th Quarter Ending Dec.	Total	1st Quarter Ending March 31	2nd Quarter Ending	3rd Quarter Ending	4th Quarter Ending Dec.	Total	Unreleased Appropriations	Unobligated Allotment	Unpaid Obligations (15-20) = (23+24)	
																						Due and Demandable	Not Yet Due and Demandable
1	2	3	4	5=(3+4)	6	7	8	9	10=[(6+(-)7)-8+9]	11	12	13	14	15=(11+12+13+14)	16	17	18	19	20=(16+17+18+19)	21=(5-10)	22=(10-15)	23	24
Buildings and Other Structures	5060404000	3,195,000.00	0.00	3,195,000.00	0.00	0.00	0.00	0.00	0.00	0.00	0.00	0.00	0.00	0.00	0.00	0.00	0.00	0.00	0.00	3,195,000.00	0.00	0.00	0.00
School Buildings	5060404002	3,195,000.00	0.00	3,195,000.00	0.00	0.00	0.00	0.00	0.00	0.00	0.00	0.00	0.00	0.00	0.00	0.00	0.00	0.00	0.00	3,195,000.00	0.00	0.00	0.00
Machinery and Equipment Outlay	5060405000	3,695,000.00	0.00	3,695,000.00	0.00	0.00	0.00	0.00	0.00	0.00	0.00	0.00	0.00	0.00	0.00	0.00	0.00	0.00	0.00	3,695,000.00	0.00	0.00	0.00
Other Machinery and Equipment	5060405099	3,695,000.00	0.00	3,695,000.00	0.00	0.00	0.00	0.00	0.00	0.00	0.00	0.00	0.00	0.00	0.00	0.00	0.00	0.00	0.00	3,695,000.00	0.00	0.00	0.00
Furniture, Fixtures and Books Outlay	5060407000	710,000.00	0.00	710,000.00	500,000.00	0.00	0.00	0.00	500,000.00	0.00	0.00	0.00	0.00	0.00	0.00	0.00	0.00	0.00	0.00	210,000.00	500,000.00	0.00	0.00
Furniture and Fixtures	5060407001	710,000.00	0.00	710,000.00	500,000.00	0.00	0.00	0.00	500,000.00	0.00	0.00	0.00	0.00	0.00	0.00	0.00	0.00	0.00	0.00	210,000.00	500,000.00	0.00	0.00
GRAND TOTAL		15,145,542.48	0.00	15,145,542.48	1,545,542.48	0.00	0.00	0.00	1,545,542.48	407,355.48	0.00	0.00	0.00	407,355.48	407,355.48	0.00	0.00	0.00	407,355.48	13,600,000.00	1,138,187.00	0.00	0.00


Certified Correct:


ELSIE P. ANDRES
 Budget Officer
 Date: 2023-04-13 11:54:16


Certified Correct:


ARNOLD A. TANDING, CPA, MBA
 Accountant III
 Date: 2023-04-13 11:54:16

Recommending Approval:


DANILO T. BUEN, MBA
 Director, FMS
 Date: 2023-04-13 12:00:40

Approved By:


EDUARDO T. BAGTANG, CPA, DBM
 SUC President III
 Date: 2023-04-13 13:22:57

This report was generated using the Unified Reporting System on 13/04/2023 13:23 version.FAR1A.1.1 ; Status : SUBMITTED