

STATEMENT OF APPROPRIATIONS, ALLOTMENTS, OBLIGATIONS, DISBURSEMENTS AND BALANCES
As at the Quarter Ending March 31, 2020

Department :State Universities and Colleges (SUCs)
Agency :Kalinga State University
Operating Unit :<not applicable>
Organization Code :08 019 0000000
Funding Cluster :01 - Regular Agency Fund

X	Current Year Appropriations
	Supplemental Appropriations
	Continuing Appropriations

(e.g. UACS Fund Cluster: 01-Regular Agency Fund, 02-Foreign Assisted Projects Fund, 03-Special Account-Locally Funded/Domestic Grants Fund, and 04-Special Account-Foreign Assisted/Foreign Grants Fund)

Particulars	UACS CODE	Appropriation			Allotments					Current Year Obligations					Current Year Disbursements					Balances			
		Authorized Appropriations	Adjustments (Reductions, Modifications/Augmentations)	Adjusted Appropriations	Allotments Received	Adjustments (Reductions, Modifications/Augmentations)	Transfer To	Transfer From	Adjusted Total Allotments	1st Quarter Ending March 31	2nd Quarter Ending	3rd Quarter Ending	4th Quarter Ending	Total	1st Quarter Ending March 31	2nd Quarter Ending	3rd Quarter Ending	4th Quarter Ending	Total	Unreleased Appropriations	Unobligated Allotment	Unpaid Obligations (15-20) = (23+24)	
																						Due and Demandable	Not Yet Due and Demandable
1	2	3	4	5=(3+4)	6	7	8	9	10=[(6+(-)7)-8+9]	11	12	13	14	15=(11+12+13+14)	11	12	13	14	15=(11+12+13+14)	21=(5-10)	22=(10-15)	23	24
I. Agency Specific Budget		284,771,000.00	0.00	284,771,000.00	274,710,000.00	0.00	0.00	0.00	274,710,000.00	63,739,021.98	0.00	0.00	0.00	63,739,021.98	43,797,428.54	0.00	0.00	0.00	43,797,428.54	10,061,000.00	210,970,978.02	0.00	19,941,593.44
General Administration and Support	1000000000000000	113,847,000.00	0.00	113,847,000.00	105,286,000.00	0.00	0.00	0.00	105,286,000.00	31,287,704.98	0.00	0.00	0.00	31,287,704.98	11,346,111.54	0.00	0.00	0.00	11,346,111.54	8,561,000.00	73,998,295.02	0.00	19,941,593.44
General Management and Supervision	100000100001000	65,806,000.00	0.00	65,806,000.00	65,806,000.00	0.00	0.00	0.00	65,806,000.00	8,710,357.27	0.00	0.00	0.00	8,710,357.27	7,210,807.27	0.00	0.00	0.00	7,210,807.27	0.00	57,095,642.73	0.00	1,499,550.00
PS		30,737,000.00	0.00	30,737,000.00	30,737,000.00	0.00	0.00	0.00	30,737,000.00	5,508,798.76	0.00	0.00	0.00	5,508,798.76	5,508,798.76	0.00	0.00	0.00	5,508,798.76	0.00	25,228,201.24	0.00	0.00
MOOE		10,069,000.00	0.00	10,069,000.00	10,069,000.00	0.00	0.00	0.00	10,069,000.00	1,702,008.51	0.00	0.00	0.00	1,702,008.51	1,702,008.51	0.00	0.00	0.00	1,702,008.51	0.00	8,366,991.49	0.00	0.00
CO		25,000,000.00	0.00	25,000,000.00	25,000,000.00	0.00	0.00	0.00	25,000,000.00	1,499,550.00	0.00	0.00	0.00	1,499,550.00	0.00	0.00	0.00	0.00	0.00	0.00	23,500,450.00	0.00	1,499,550.00
Administration of Personnel Benefits	100000100002000	9,641,000.00	0.00	9,641,000.00	1,080,000.00	0.00	0.00	0.00	1,080,000.00	0.00	0.00	0.00	0.00	0.00	0.00	0.00	0.00	0.00	0.00	8,561,000.00	1,080,000.00	0.00	0.00
PS		9,641,000.00	0.00	9,641,000.00	1,080,000.00	0.00			1,080,000.00	0.00	0.00	0.00	0.00	0.00	0.00	0.00	0.00	0.00	0.00	8,561,000.00	1,080,000.00	0.00	0.00
Projects		38,400,000.00	0.00	38,400,000.00	38,400,000.00	0.00	0.00	0.00	38,400,000.00	22,577,347.71	0.00	0.00	0.00	22,577,347.71	4,135,304.27	0.00	0.00	0.00	4,135,304.27	0.00	15,822,652.29	0.00	18,442,043.44
Locally-Funded Project(s)		38,400,000.00	0.00	38,400,000.00	38,400,000.00	0.00	0.00	0.00	38,400,000.00	22,577,347.71	0.00	0.00	0.00	22,577,347.71	4,135,304.27	0.00	0.00	0.00	4,135,304.27	0.00	15,822,652.29	0.00	18,442,043.44
Completion of Motorpool, Bulanao Campus	100000200019000	15,000,000.00	0.00	15,000,000.00	15,000,000.00	0.00	0.00	0.00	15,000,000.00	0.00	0.00	0.00	0.00	0.00	0.00	0.00	0.00	0.00	0.00	0.00	15,000,000.00	0.00	0.00
CO		15,000,000.00	0.00	15,000,000.00	15,000,000.00	0.00	0.00	0.00	15,000,000.00	0.00	0.00	0.00	0.00	0.00	0.00	0.00	0.00	0.00	0.00	0.00	15,000,000.00	0.00	0.00
Construction of Ladies Dormitory - Rizal Campus	100000200027000	23,400,000.00	0.00	23,400,000.00	23,400,000.00	0.00	0.00	0.00	23,400,000.00	22,577,347.71	0.00	0.00	0.00	22,577,347.71	4,135,304.27	0.00	0.00	0.00	4,135,304.27	0.00	822,652.29	0.00	18,442,043.44
CO		23,400,000.00	0.00	23,400,000.00	23,400,000.00	0.00	0.00	0.00	23,400,000.00	22,577,347.71	0.00	0.00	0.00	22,577,347.71	4,135,304.27	0.00	0.00	0.00	4,135,304.27	0.00	822,652.29	0.00	18,442,043.44
Sub-Total, General Administration and Support		113,847,000.00	0.00	113,847,000.00	105,286,000.00	0.00	0.00	0.00	105,286,000.00	31,287,704.98	0.00	0.00	0.00	31,287,704.98	11,346,111.54	0.00	0.00	0.00	11,346,111.54	8,561,000.00	73,998,295.02	0.00	19,941,593.44
PS		40,378,000.00	0.00	40,378,000.00	31,817,000.00	0.00	0.00	0.00	31,817,000.00	5,508,798.76	0.00	0.00	0.00	5,508,798.76	5,508,798.76	0.00	0.00	0.00	5,508,798.76	8,561,000.00	26,308,201.24	0.00	0.00
MOOE		10,069,000.00	0.00	10,069,000.00	10,069,000.00	0.00	0.00	0.00	10,069,000.00	1,702,008.51	0.00	0.00	0.00	1,702,008.51	1,702,008.51	0.00	0.00	0.00	1,702,008.51	0.00	8,366,991.49	0.00	0.00
CO		63,400,000.00	0.00	63,400,000.00	63,400,000.00	0.00	0.00	0.00	63,400,000.00	24,076,897.71	0.00	0.00	0.00	24,076,897.71	4,135,304.27	0.00	0.00	0.00	4,135,304.27	0.00	39,323,102.29	0.00	19,941,593.44
Support to Operations	2000000000000000	874,000.00	0.00	874,000.00	874,000.00	0.00	0.00	0.00	874,000.00	168,915.16	0.00	0.00	0.00	168,915.16	168,915.16	0.00	0.00	0.00	168,915.16	0.00	705,084.84	0.00	0.00

STATEMENT OF APPROPRIATIONS, ALLOTMENTS, OBLIGATIONS, DISBURSEMENTS AND BALANCES
As at the Quarter Ending March 31, 2020

Department :State Universities and Colleges (SUCs)
Agency :Kalinga State University
Operating Unit :<not applicable>
Organization Code :08 019 0000000
Funding Cluster :01 - Regular Agency Fund

X	Current Year Appropriations
	Supplemental Appropriations
	Continuing Appropriations

(e.g. UACS Fund Cluster: 01-Regular Agency Fund, 02-Foreign Assisted Projects Fund, 03-Special Account-Locally Funded/Domestic Grants Fund, and 04-Special Account-Foreign Assisted/Foreign Grants Fund)

Particulars	UACS CODE	Appropriation			Allotments					Current Year Obligations					Current Year Disbursements					Balances			
		Authorized Appropriations	Adjustments (Reductions, Modifications/ Augmentations)	Adjusted Appropriations	Allotments Received	Adjustments (Reductions, Modifications/ Augmentations)	Trans fer To	Trans fer From	Adjusted Total Allotments	1st Quarter Ending March 31	2nd Quarter Ending	3rd Quarter Ending	4th Quarter Ending	Total	1st Quarter Ending March 31	2nd Quarter Ending	3rd Quarter Ending	4th Quarter Ending	Total	Unreleased Appropriations	Unobligated Allotment	Unpaid Obligations (15-20) = (23+24)	
																						Due and Demandable	Not Yet Due and Demandable
1	2	3	4	5=(3+4)	6	7	8	9	10=[(6+(-)7)-8+9]	11	12	13	14	15=(11+12+13+14)	16	17	18	19	20=(15-10)	21=(10-15)	22	23	24
Auxiliary Services	200000100001000	874,000.00	0.00	874,000.00	874,000.00	0.00	0.00	0.00	874,000.00	168,915.16	0.00	0.00	0.00	168,915.16	168,915.16	0.00	0.00	0.00	168,915.16	0.00	705,084.84	0.00	0.00
MOOE		874,000.00	0.00	874,000.00	874,000.00	0.00	0.00	0.00	874,000.00	168,915.16	0.00	0.00	0.00	168,915.16	168,915.16	0.00	0.00	0.00	168,915.16	0.00	705,084.84	0.00	0.00
Sub-Total, Support to Operations		874,000.00	0.00	874,000.00	874,000.00	0.00	0.00	0.00	874,000.00	168,915.16	0.00	0.00	0.00	168,915.16	168,915.16	0.00	0.00	0.00	168,915.16	0.00	705,084.84	0.00	0.00
MOOE		874,000.00	0.00	874,000.00	874,000.00	0.00	0.00	0.00	874,000.00	168,915.16	0.00	0.00	0.00	168,915.16	168,915.16	0.00	0.00	0.00	168,915.16	0.00	705,084.84	0.00	0.00
Operations	3000000000000000	170,050,000.00	0.00	170,050,000.00	168,550,000.00	0.00	0.00	0.00	168,550,000.00	32,282,401.84	0.00	0.00	0.00	32,282,401.84	32,282,401.84	0.00	0.00	0.00	32,282,401.84	1,500,000.00	136,267,598.16	0.00	0.00
OO : Relevant and quality tertiary education ensured to achieve inclusive growth and access of deserving but poor students to quality tertiary education increased		153,664,000.00	0.00	153,664,000.00	153,164,000.00	0.00	0.00	0.00	153,164,000.00	31,367,240.61	0.00	0.00	0.00	31,367,240.61	31,367,240.61	0.00	0.00	0.00	31,367,240.61	500,000.00	121,796,759.39	0.00	0.00
HIGHER EDUCATION PROGRAM		153,664,000.00	0.00	153,664,000.00	153,164,000.00	0.00	0.00	0.00	153,164,000.00	31,367,240.61	0.00	0.00	0.00	31,367,240.61	31,367,240.61	0.00	0.00	0.00	31,367,240.61	500,000.00	121,796,759.39	0.00	0.00
Provision of Higher Education Services	310100100002000	153,664,000.00	0.00	153,664,000.00	153,164,000.00	0.00	0.00	0.00	153,164,000.00	31,367,240.61	0.00	0.00	0.00	31,367,240.61	31,367,240.61	0.00	0.00	0.00	31,367,240.61	500,000.00	121,796,759.39	0.00	0.00
PS		138,333,000.00	0.00	138,333,000.00	138,333,000.00	0.00	0.00	0.00	138,333,000.00	29,707,296.07	0.00	0.00	0.00	29,707,296.07	29,707,296.07	0.00	0.00	0.00	29,707,296.07	0.00	108,625,703.93	0.00	0.00
MOOE		14,831,000.00	0.00	14,831,000.00	14,831,000.00	0.00	0.00	0.00	14,831,000.00	1,659,944.54	0.00	0.00	0.00	1,659,944.54	1,659,944.54	0.00	0.00	0.00	1,659,944.54	0.00	13,171,055.46	0.00	0.00
Projects		500,000.00	0.00	500,000.00	0.00	0.00	0.00	0.00	0.00	0.00	0.00	0.00	0.00	0.00	0.00	0.00	0.00	0.00	0.00	500,000.00	0.00	0.00	0.00
Locally-Funded Project(s)		500,000.00	0.00	500,000.00	0.00	0.00	0.00	0.00	0.00	0.00	0.00	0.00	0.00	0.00	0.00	0.00	0.00	0.00	0.00	500,000.00	0.00	0.00	0.00
Conduct of Activities for Sports and Culture Development	310100200008000	500,000.00	0.00	500,000.00	0.00	0.00	0.00	0.00	0.00	0.00	0.00	0.00	0.00	0.00	0.00	0.00	0.00	0.00	0.00	500,000.00	0.00	0.00	0.00
MOOE		500,000.00	0.00	500,000.00	0.00	0.00	0.00	0.00	0.00	0.00	0.00	0.00	0.00	0.00	0.00	0.00	0.00	0.00	0.00	500,000.00	0.00	0.00	0.00

STATEMENT OF APPROPRIATIONS, ALLOTMENTS, OBLIGATIONS, DISBURSEMENTS AND BALANCES
As at the Quarter Ending March 31, 2020

Department :State Universities and Colleges (SUCs)
Agency :Kalinga State University
Operating Unit :<not applicable>
Organization Code :08 019 0000000
Funding Cluster :01 - Regular Agency Fund

X	Current Year Appropriations
	Supplemental Appropriations
	Continuing Appropriations

(e.g. UACS Fund Cluster: 01-Regular Agency Fund, 02-Foreign Assisted Projects Fund, 03-Special Account-Locally Funded/Domestic Grants Fund, and 04-Special Account-Foreign Assisted/Foreign Grants Fund)

Particulars	UACS CODE	Appropriation			Allotments					Current Year Obligations					Current Year Disbursements					Balances			
		Authorized Appropriations	Adjustments (Reductions, Modifications/ Augmentations)	Adjusted Appropriations	Allotments Received	Adjustments (Reductions, Modifications/ Augmentations)	Trans fer To	Trans fer From	Adjusted Total Allotments	1st Quarter Ending March 31	2nd Quarter Ending	3rd Quarter Ending	4th Quarter Ending	Total	1st Quarter Ending March 31	2nd Quarter Ending	3rd Quarter Ending	4th Quarter Ending	Total	Unreleased Appropriations	Unobligated Allotment	Unpaid Obligations (15-20) = (23+24)	
																						Due and Demandable	Not Yet Due and Demandable
1	2	3	4	5=(3+4)	6	7	8	9	10=[(6+(-)7)-8+9]	11	12	13	14	15=(11+12+13+14)	11	12	13	14	15=(11+12+13+14)	21=(5-10)	22=(10-15)	23	24
OO : Higher education research improved to promote economic productivity and innovation		8,509,000.00	0.00	8,509,000.00	7,509,000.00	0.00	0.00	0.00	7,509,000.00	463,626.24	0.00	0.00	0.00	463,626.24	463,626.24	0.00	0.00	0.00	463,626.24	1,000,000.00	7,045,373.76	0.00	0.00
RESEARCH PROGRAM		8,509,000.00	0.00	8,509,000.00	7,509,000.00	0.00	0.00	0.00	7,509,000.00	463,626.24	0.00	0.00	0.00	463,626.24	463,626.24	0.00	0.00	0.00	463,626.24	1,000,000.00	7,045,373.76	0.00	0.00
Conduct of Research Services, including P1,000,000 for Research Rewards/Incentives	320200100001000	8,509,000.00	0.00	8,509,000.00	7,509,000.00	0.00	0.00	0.00	7,509,000.00	463,626.24	0.00	0.00	0.00	463,626.24	463,626.24	0.00	0.00	0.00	463,626.24	1,000,000.00	7,045,373.76	0.00	0.00
MOOE		8,509,000.00	0.00	8,509,000.00	7,509,000.00	0.00	0.00	0.00	7,509,000.00	463,626.24	0.00	0.00	0.00	463,626.24	463,626.24	0.00	0.00	0.00	463,626.24	1,000,000.00	7,045,373.76	0.00	0.00
OO : Community engagement increased		7,877,000.00	0.00	7,877,000.00	7,877,000.00	0.00	0.00	0.00	7,877,000.00	451,534.99	0.00	0.00	0.00	451,534.99	451,534.99	0.00	0.00	0.00	451,534.99	0.00	7,425,465.01	0.00	0.00
TECHNICAL ADVISORY EXTENSION PROGRAM		7,877,000.00	0.00	7,877,000.00	7,877,000.00	0.00	0.00	0.00	7,877,000.00	451,534.99	0.00	0.00	0.00	451,534.99	451,534.99	0.00	0.00	0.00	451,534.99	0.00	7,425,465.01	0.00	0.00
Provision of Extension Services	330100100001000	7,877,000.00	0.00	7,877,000.00	7,877,000.00	0.00	0.00	0.00	7,877,000.00	451,534.99	0.00	0.00	0.00	451,534.99	451,534.99	0.00	0.00	0.00	451,534.99	0.00	7,425,465.01	0.00	0.00
MOOE		7,877,000.00	0.00	7,877,000.00	7,877,000.00	0.00	0.00	0.00	7,877,000.00	451,534.99	0.00	0.00	0.00	451,534.99	451,534.99	0.00	0.00	0.00	451,534.99	0.00	7,425,465.01	0.00	0.00
Sub-Total, Operations		170,050,000.00	0.00	170,050,000.00	168,550,000.00	0.00	0.00	0.00	168,550,000.00	32,282,401.84	0.00	0.00	0.00	32,282,401.84	32,282,401.84	0.00	0.00	0.00	32,282,401.84	1,500,000.00	136,267,598.16	0.00	0.00
PS		138,333,000.00	0.00	138,333,000.00	138,333,000.00	0.00	0.00	0.00	138,333,000.00	29,707,296.07	0.00	0.00	0.00	29,707,296.07	29,707,296.07	0.00	0.00	0.00	29,707,296.07	0.00	108,625,703.93	0.00	0.00
MOOE		31,717,000.00	0.00	31,717,000.00	30,217,000.00	0.00	0.00	0.00	30,217,000.00	2,575,105.77	0.00	0.00	0.00	2,575,105.77	2,575,105.77	0.00	0.00	0.00	2,575,105.77	1,500,000.00	27,641,894.23	0.00	0.00

STATEMENT OF APPROPRIATIONS, ALLOTMENTS, OBLIGATIONS, DISBURSEMENTS AND BALANCES
As at the Quarter Ending March 31, 2020

Department :State Universities and Colleges (SUCs)
Agency :Kalinga State University
Operating Unit :<not applicable>
Organization Code :08 019 0000000
Funding Cluster :01 - Regular Agency Fund

X	Current Year Appropriations
	Supplemental Appropriations
	Continuing Appropriations

(e.g. UACS Fund Cluster: 01-Regular Agency Fund, 02-Foreign Assisted Projects Fund, 03-Special Account-Locally Funded/Domestic Grants Fund, and 04-Special Account-Foreign Assisted/Foreign Grants Fund)

Particulars	UACS CODE	Appropriation			Allotments					Current Year Obligations					Current Year Disbursements					Balances			
		Authorized Appropriations	Adjustments (Reductions, Modifications/ Augmentations)	Adjusted Appropriations	Allotments Received	Adjustments (Reductions, Modifications/ Augmentations)	Trans fer To	Trans fer From	Adjusted Total Allotments	1st Quarter Ending March 31	2nd Quarter Endin g	3rd Quarter Endin g	4th Quarter Endin g	Total	1st Quarter Ending March 31	2nd Quarter Endin g	3rd Quarter Endin g	4th Quarter Endin g	Total	Unreleased Appropriations	Unobligated Allotment	Unpaid Obligations (15-20) = (23+24)	
																						Due and Demandabl	Not Yet Due and Demandable
1	2	3	4	5=(3+4)	6	7	8	9	10=[(6+(-)7)-8+9]	11	12	13	14	15=(11+12+13+14)	16	17	18	19	20	21=(5-10)	22=(10-15)	23	24
Sub-Total, Agency-Specific		284,771,000.00	0.00	284,771,000.00	274,710,000.00	0.00	0.00	0.00	274,710,000.00	63,739,021.98	0.00	0.00	0.00	63,739,021.98	43,797,428.54	0.00	0.00	0.00	43,797,428.54	10,061,000.00	210,970,978.02	0.00	19,941,593.44
PS		178,711,000.00	0.00	178,711,000.00	170,150,000.00	0.00	0.00	0.00	170,150,000.00	35,216,094.83	0.00	0.00	0.00	35,216,094.83	35,216,094.83	0.00	0.00	0.00	35,216,094.83	8,561,000.00	134,933,905.17	0.00	0.00
MOOE		42,660,000.00	0.00	42,660,000.00	41,160,000.00	0.00	0.00	0.00	41,160,000.00	4,446,029.44	0.00	0.00	0.00	4,446,029.44	4,446,029.44	0.00	0.00	0.00	4,446,029.44	1,500,000.00	36,713,970.56	0.00	0.00
CO		63,400,000.00	0.00	63,400,000.00	63,400,000.00	0.00	0.00	0.00	63,400,000.00	24,076,897.71	0.00	0.00	0.00	24,076,897.71	4,135,304.27	0.00	0.00	0.00	4,135,304.27	0.00	39,323,102.29	0.00	19,941,593.44
II. Automatic Appropriations																							
Retirement and Life Insurance Premiums		14,710,000.00	736,000.00	15,446,000.00	15,446,000.00	0.00	0.00	0.00	15,446,000.00	3,883,642.20	0.00	0.00	0.00	3,883,642.20	3,883,642.20	0.00	0.00	0.00	3,883,642.20	0.00	11,562,357.80	0.00	0.00
PS		14,710,000.00	736,000.00	15,446,000.00	15,446,000.00	0.00	0.00	0.00	15,446,000.00	3,883,642.20	0.00	0.00	0.00	3,883,642.20	3,883,642.20	0.00	0.00	0.00	3,883,642.20	0.00	11,562,357.80	0.00	0.00
Sub-Total, Automatic Appropriations		14,710,000.00	736,000.00	15,446,000.00	15,446,000.00	0.00	0.00	0.00	15,446,000.00	3,883,642.20	0.00	0.00	0.00	3,883,642.20	3,883,642.20	0.00	0.00	0.00	3,883,642.20	0.00	11,562,357.80	0.00	0.00
PS		14,710,000.00	736,000.00	15,446,000.00	15,446,000.00	0.00	0.00	0.00	15,446,000.00	3,883,642.20	0.00	0.00	0.00	3,883,642.20	3,883,642.20	0.00	0.00	0.00	3,883,642.20	0.00	11,562,357.80	0.00	0.00
III. Special Purpose Fund																							
Miscellaneous Personnel Benefits Fund		0.00	7,230,000.00	7,230,000.00	0.00	7,230,000.00	0.00	0.00	7,230,000.00	1,884,242.00	0.00	0.00	0.00	1,884,242.00	1,884,242.00	0.00	0.00	0.00	1,884,242.00	0.00	5,345,758.00	0.00	0.00
PS		0.00	7,230,000.00	7,230,000.00	0.00	7,230,000.00	0.00	0.00	7,230,000.00	1,884,242.00	0.00	0.00	0.00	1,884,242.00	1,884,242.00	0.00	0.00	0.00	1,884,242.00	0.00	5,345,758.00	0.00	0.00
Sub-Total, SPF		0.00	7,230,000.00	7,230,000.00	0.00	7,230,000.00	0.00	0.00	7,230,000.00	1,884,242.00	0.00	0.00	0.00	1,884,242.00	1,884,242.00	0.00	0.00	0.00	1,884,242.00	0.00	5,345,758.00	0.00	0.00
PS		0.00	7,230,000.00	7,230,000.00	0.00	7,230,000.00	0.00	0.00	7,230,000.00	1,884,242.00	0.00	0.00	0.00	1,884,242.00	1,884,242.00	0.00	0.00	0.00	1,884,242.00	0.00	5,345,758.00	0.00	0.00
GRAND TOTAL		299,481,000.00	7,966,000.00	307,447,000.00	290,156,000.00	7,230,000.00	0.00	0.00	297,386,000.00	69,506,906.18	0.00	0.00	0.00	69,506,906.18	49,565,312.74	0.00	0.00	0.00	49,565,312.74	10,061,000.00	227,879,093.82	0.00	19,941,593.44
PS		193,421,000.00	7,966,000.00	201,387,000.00	185,596,000.00	7,230,000.00	0.00	0.00	192,826,000.00	40,983,979.03	0.00	0.00	0.00	40,983,979.03	40,983,979.03	0.00	0.00	0.00	40,983,979.03	8,561,000.00	151,842,020.97	0.00	0.00
MOOE		42,660,000.00	0.00	42,660,000.00	41,160,000.00	0.00	0.00	0.00	41,160,000.00	4,446,029.44	0.00	0.00	0.00	4,446,029.44	4,446,029.44	0.00	0.00	0.00	4,446,029.44	1,500,000.00	36,713,970.56	0.00	0.00
CO		63,400,000.00	0.00	63,400,000.00	63,400,000.00	0.00	0.00	0.00	63,400,000.00	24,076,897.71	0.00	0.00	0.00	24,076,897.71	4,135,304.27	0.00	0.00	0.00	4,135,304.27	0.00	39,323,102.29	0.00	19,941,593.44

Recapitulation by OO:

I. Agency Specific Budget		170,050,000.00	0.00	170,050,000.00	168,550,000.00	0.00	0.00	0.00	168,550,000.00	32,282,401.84	0.00	0.00	0.00	32,282,401.84	32,282,401.84	0.00	0.00	0.00	32,282,401.84	1,500,000.00	136,267,598.16	0.00	0.00
----------------------------------	--	----------------	------	----------------	----------------	------	------	------	----------------	---------------	------	------	------	---------------	---------------	------	------	------	---------------	--------------	----------------	------	------


STATEMENT OF APPROPRIATIONS, ALLOTMENTS, OBLIGATIONS, DISBURSEMENTS AND BALANCES
As at the Quarter Ending March 31, 2020

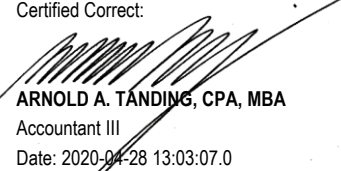
Department :State Universities and Colleges (SUCs)
Agency :Kalinga State University
Operating Unit :<not applicable>
Organization Code :08 019 0000000
Funding Cluster :01 - Regular Agency Fund


X	Current Year Appropriations
	Supplemental Appropriations
	Continuing Appropriations

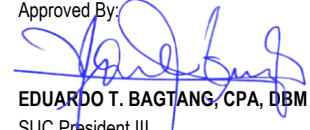
(e.g. UACS Fund Cluster: 01-Regular Agency Fund, 02-Foreign Assisted Projects Fund, 03-Special Account-Locally Funded/Domestic Grants Fund, and 04-Special Account-Foreign Assisted/Foreign Grants Fund)

Particulars	UACS CODE	Appropriation			Allotments					Current Year Obligations					Current Year Disbursements					Balances			
		Authorized Appropriations	Adjustments (Reductions, Modifications/ Augmentations)	Adjusted Appropriations	Allotments Received	Adjustments (Reductions, Modifications/ Augmentations)	Trans fer To	Trans fer From	Adjusted Total Allotments	1st Quarter Ending March 31	2nd Quarter Ending	3rd Quarter Ending	4th Quarter Ending	Total	1st Quarter Ending March 31	2nd Quarter Ending	3rd Quarter Ending	4th Quarter Ending	Total	Unreleased Appropriations	Unobligated Allotment	Unpaid Obligations (15-20) = (23+24)	
																						Due and Demandable	Not Yet Due and Demandable
1	2	3	4	5=(3+4)	6	7	8	9	10=[(6+(-)7)-8+9]	11	12	13	14	15=(11+12+13+14)	11	12	13	14	15=(11+12+13+14)	21=(5-10)	22=(10-15)	23	24
HIGHER EDUCATION PROGRAM		153,664,000.00	0.00	153,664,000.00	153,164,000.00	0.00	0.00	0.00	153,164,000.00	31,367,240.61	0.00	0.00	0.00	31,367,240.61	31,367,240.61	0.00	0.00	0.00	31,367,240.61	500,000.00	121,796,759.39	0.00	0.00
RESEARCH PROGRAM		8,509,000.00	0.00	8,509,000.00	7,509,000.00	0.00	0.00	0.00	7,509,000.00	463,626.24	0.00	0.00	0.00	463,626.24	463,626.24	0.00	0.00	0.00	463,626.24	1,000,000.00	7,045,373.76	0.00	0.00
TECHNICAL ADVISORY EXTENSION PROGRAM		7,877,000.00	0.00	7,877,000.00	7,877,000.00	0.00	0.00	0.00	7,877,000.00	451,534.99	0.00	0.00	0.00	451,534.99	451,534.99	0.00	0.00	0.00	451,534.99	0.00	7,425,465.01	0.00	0.00

Certified Correct:

ELSIE P. ANDRES
Budget Officer
Date: 2020-04-28 13:03:07.0

Certified Correct:

ARNOLD A. TANDING, CPA, MBA
Accountant III
Date: 2020-04-28 13:03:07.0

Recommending Approval:

DANILO T. BUEN, MBA
Director, FMS
Date: 2020-04-28 13:06:

Approved By:

EDUARDO T. BAGTANG, CPA, DBM
SUC President III
Date: 2020-04-28 13:18:

This report was generated using the Unified Reporting System on 28/04/2020 13:19 version.FAR1.1.5 ; Status : SUBMITTED

STATEMENT OF APPROPRIATIONS, ALLOTMENTS, OBLIGATIONS, DISBURSEMENTS AND BALANCES BY OBJECT OF EXPENDITURES
As at the Quarter Ending March 31, 2020

Department :State Universities and Colleges (SUCs)
 Agency :Kalinga State University
 Operating Unit :<not applicable>
 Organization Code :08 019 0000000
 Funding Cluster :01 - Regular Agency Fund
 (e.g. UACS Fund Cluster: 01-Regular Agency Fund, 02-Foreign Assisted Projects Fund, 03-Special Account-Locally Funded/Domestic Grants Fund, and 04-Special Account-Foreign Assisted/Foreign Grants Fund)

X	Current Year Appropriations
	Supplemental Appropriations
	Continuing Appropriations

Particulars	UACS CODE	Appropriation			Allotments					Obligations					Disbursements				Balances				
		Authorized Appropriations	Adjustments (Reductions, Modifications/ Augmentations)	Adjusted Appropriations	Allotments Received	Adjustments (Reductions, Modifications/ Augmentations)	Transfer To	Transfer From	Adjusted Total Allotments	1st Quarter Ending March 31	2nd Quarter Ending	3rd Quarter Ending	4th Quarter Ending	Total	1st Quarter Ending March 31	2nd Quarter Ending	3rd Quarter Ending	4th Quarter Ending	Total	Unreleased Appropriations	Unobligated Allotment	Unpaid Obligations (15-20) = (23+24)	
																						Due and Demandable	Not Yet Due and Demandable
1	2	3	4	5=(3+4)	6	7	8	9	10=[(6+(-)7)-8+9]	11	12	13	14	15=(11+12+13+14)	16	17	18	19	20=(16+17+18+19)	21=(5-10)	22=(10-15)	23	24
SUMMARY		284,771,000.00	0.00	284,771,000.00	274,710,000.00	0.00	0.00	0.00	274,710,000.00	63,739,021.98	0.00	0.00	0.00	63,739,021.98	43,797,428.54	0.00	0.00	0.00	43,797,428.54	10,061,000.00	210,970,978.02	0.00	19,941,593.44
A. Agency Specific Budget	01101101	284,771,000.00	0.00	284,771,000.00	274,710,000.00	0.00	0.00	0.00	274,710,000.00	63,739,021.98	0.00	0.00	0.00	63,739,021.98	43,797,428.54	0.00	0.00	0.00	43,797,428.54	10,061,000.00	210,970,978.02	0.00	19,941,593.44
Personnel Services		178,711,000.00	0.00	178,711,000.00	170,150,000.00	0.00	0.00	0.00	170,150,000.00	35,216,094.83	0.00	0.00	0.00	35,216,094.83	35,216,094.83	0.00	0.00	0.00	35,216,094.83	8,561,000.00	134,933,905.17	0.00	0.00
Salaries and Wages	5010100000	123,366,000.00	0.00	123,366,000.00	123,366,000.00	0.00	0.00	0.00	123,366,000.00	32,197,072.70	0.00	0.00	0.00	32,197,072.70	32,197,072.70	0.00	0.00	0.00	32,197,072.70	0.00	91,168,927.30	0.00	0.00
Basic Salary - Civilian	5010101001	122,581,000.00	0.00	122,581,000.00	122,581,000.00	0.00	0.00	0.00	122,581,000.00	31,979,746.63	0.00	0.00	0.00	31,979,746.63	31,979,746.63	0.00	0.00	0.00	31,979,746.63	0.00	90,601,253.37	0.00	0.00
Salaries and Wages - Casual/ Contractual	5010102000	785,000.00	0.00	785,000.00	785,000.00	0.00	0.00	0.00	785,000.00	217,326.07	0.00	0.00	0.00	217,326.07	217,326.07	0.00	0.00	0.00	217,326.07	0.00	567,673.93	0.00	0.00
Other Compensation	5010200000	43,456,000.00	0.00	43,456,000.00	43,456,000.00	0.00	0.00	0.00	43,456,000.00	2,440,705.04	0.00	0.00	0.00	2,440,705.04	2,440,705.04	0.00	0.00	0.00	2,440,705.04	0.00	41,015,294.96	0.00	0.00
PERA - Civilian	5010201001	6,816,000.00	0.00	6,816,000.00	6,816,000.00	0.00	0.00	0.00	6,816,000.00	1,676,272.73	0.00	0.00	0.00	1,676,272.73	1,676,272.73	0.00	0.00	0.00	1,676,272.73	0.00	5,139,727.27	0.00	0.00
Representation Allowance (RA)	5010202000	180,000.00	0.00	180,000.00	180,000.00	0.00	0.00	0.00	180,000.00	48,000.00	0.00	0.00	0.00	48,000.00	48,000.00	0.00	0.00	0.00	48,000.00	0.00	132,000.00	0.00	0.00
Transportation Allowance (TA)	5010203001	180,000.00	0.00	180,000.00	180,000.00	0.00	0.00	0.00	180,000.00	48,000.00	0.00	0.00	0.00	48,000.00	48,000.00	0.00	0.00	0.00	48,000.00	0.00	132,000.00	0.00	0.00
Clothing/Uniform Allowance - Civilian	5010204001	1,704,000.00	0.00	1,704,000.00	1,704,000.00	0.00	0.00	0.00	1,704,000.00	0.00	0.00	0.00	0.00	0.00	0.00	0.00	0.00	0.00	0.00	0.00	1,704,000.00	0.00	0.00
Subsistence Allowance - Magna Carta for Public Health Workers under R.A. 7305	5010205003	59,000.00	0.00	59,000.00	59,000.00	0.00	0.00	0.00	59,000.00	14,850.00	0.00	0.00	0.00	14,850.00	14,850.00	0.00	0.00	0.00	14,850.00	0.00	44,150.00	0.00	0.00
Honoraria - Civilian	5010210001	10,966,000.00	0.00	10,966,000.00	10,966,000.00	0.00	0.00	0.00	10,966,000.00	653,582.31	0.00	0.00	0.00	653,582.31	653,582.31	0.00	0.00	0.00	653,582.31	0.00	10,312,417.69	0.00	0.00
Magna Carta Benefits for Public Health Workers under R.A. 7305	5010211005	281,000.00	0.00	281,000.00	281,000.00	0.00	0.00	0.00	281,000.00	0.00	0.00	0.00	0.00	0.00	0.00	0.00	0.00	0.00	0.00	0.00	281,000.00	0.00	0.00

STATEMENT OF APPROPRIATIONS, ALLOTMENTS, OBLIGATIONS, DISBURSEMENTS AND BALANCES BY OBJECT OF EXPENDITURES
As at the Quarter Ending March 31, 2020

Department :State Universities and Colleges (SUCs)
Agency :Kalinga State University
Operating Unit :<not applicable>
Organization Code :08 019 0000000
Funding Cluster :01 - Regular Agency Fund

X	Current Year Appropriations
	Supplemental Appropriations
	Continuing Appropriations

(e.g. UACS Fund Cluster: 01-Regular Agency Fund, 02-Foreign Assisted Projects Fund, 03-Special Account-Locally Funded/Domestic Grants Fund, and 04-Special Account-Foreign Assisted/Foreign Grants Fund)

Particulars	UACS CODE	Appropriation			Allotments					Obligations					Disbursements					Balances				
		Authorized Appropriations	Adjustments (Reductions, Modifications/ Augmentations)	Adjusted Appropriations	Allotments Received	Adjustments (Reductions, Modifications/ Augmentations)	Transfer To	Transfer From	Adjusted Total Allotments	1st Quarter Ending March 31	2nd Quarter Ending	3rd Quarter Ending	4th Quarter Ending	Total	1st Quarter Ending March 31	2nd Quarter Ending	3rd Quarter Ending	4th Quarter Ending	Total	Unreleased Appropriations	Unobligated Allotment	Unpaid Obligations (15-20) = (23+24)		
																						Due and Demandable	Not Yet Due and Demandable	
		3	4	5=(3+4)	6	7	8	9	10=[(6+(-)7)-8+9]	11	12	13	14	15=(11+12+13+14)	16	17	18	19	20=(16+17+18+19)	21=(5-10)	22=(10-15)	23	24	
Bonus - Civilian	5010214001	10,215,000.00	0.00	10,215,000.00	10,215,000.00	0.00	0.00	0.00	10,215,000.00	0.00	0.00	0.00	0.00	0.00	0.00	0.00	0.00	0.00	0.00	0.00	10,215,000.00	0.00	0.00	
Cash Gift - Civilian	5010215001	1,420,000.00	0.00	1,420,000.00	1,420,000.00	0.00	0.00	0.00	1,420,000.00	0.00	0.00	0.00	0.00	0.00	0.00	0.00	0.00	0.00	0.00	0.00	1,420,000.00	0.00	0.00	
Enhancement Incentive - Civilian	5010299012	1,420,000.00	0.00	1,420,000.00	1,420,000.00	0.00	0.00	0.00	1,420,000.00	0.00	0.00	0.00	0.00	0.00	0.00	0.00	0.00	0.00	0.00	0.00	1,420,000.00	0.00	0.00	
Mid-Year Bonus - Civilian	5010299036	10,215,000.00	0.00	10,215,000.00	10,215,000.00	0.00	0.00	0.00	10,215,000.00	0.00	0.00	0.00	0.00	0.00	0.00	0.00	0.00	0.00	0.00	0.00	10,215,000.00	0.00	0.00	
Personnel Benefit Contributions	5010300000	1,941,000.00	0.00	1,941,000.00	1,941,000.00	0.00	0.00	0.00	1,941,000.00	578,317.09	0.00	0.00	0.00	578,317.09	578,317.09	0.00	0.00	0.00	578,317.09	0.00	1,362,682.91	0.00	0.00	
Civilian	5010302001	341,000.00	0.00	341,000.00	341,000.00	0.00	0.00	0.00	341,000.00	83,600.00	0.00	0.00	0.00	83,600.00	83,600.00	0.00	0.00	0.00	83,600.00	0.00	257,400.00	0.00	0.00	
PhilHealth - Civilian	5010303001	1,259,000.00	0.00	1,259,000.00	1,259,000.00	0.00	0.00	0.00	1,259,000.00	411,117.09	0.00	0.00	0.00	411,117.09	411,117.09	0.00	0.00	0.00	411,117.09	0.00	847,882.91	0.00	0.00	
ECIP - Civilian	5010304001	341,000.00	0.00	341,000.00	341,000.00	0.00	0.00	0.00	341,000.00	83,600.00	0.00	0.00	0.00	83,600.00	83,600.00	0.00	0.00	0.00	83,600.00	0.00	257,400.00	0.00	0.00	
Other Personnel Benefits	5010400000	9,948,000.00	0.00	9,948,000.00	1,387,000.00	0.00	0.00	0.00	1,387,000.00	0.00	0.00	0.00	0.00	0.00	0.00	0.00	0.00	0.00	0.00	8,561,000.00	1,387,000.00	0.00	0.00	
Terminal Leave Benefits - Civilian	5010403001	1,080,000.00	0.00	1,080,000.00	1,080,000.00	0.00	0.00	0.00	1,080,000.00	0.00	0.00	0.00	0.00	0.00	0.00	0.00	0.00	0.00	0.00	0.00	1,080,000.00	0.00	0.00	
Filling of Positions - Civilian	5010499007	8,561,000.00	0.00	8,561,000.00	0.00	0.00	0.00	0.00	0.00	0.00	0.00	0.00	0.00	0.00	0.00	0.00	0.00	0.00	0.00	8,561,000.00	0.00	0.00	0.00	
Lump-sum for Step Increments - Length of Service	5010499010	307,000.00	0.00	307,000.00	307,000.00	0.00	0.00	0.00	307,000.00	0.00	0.00	0.00	0.00	0.00	0.00	0.00	0.00	0.00	0.00	0.00	307,000.00	0.00	0.00	
Maintenance and Other Operating Expenses		42,660,000.00	0.00	42,660,000.00	41,160,000.00	0.00	0.00	0.00	41,160,000.00	4,446,029.44	0.00	0.00	0.00	4,446,029.44	4,446,029.44	0.00	0.00	0.00	4,446,029.44	1,500,000.00	36,713,970.56	0.00	0.00	
Traveling Expenses	5020100000	3,859,000.00	0.00	3,859,000.00	3,859,000.00	0.00	0.00	0.00	3,859,000.00	202,699.90	0.00	0.00	0.00	202,699.90	202,699.90	0.00	0.00	0.00	202,699.90	0.00	3,656,300.10	0.00	0.00	
Traveling Expenses - Local	5020101000	3,859,000.00	0.00	3,859,000.00	3,859,000.00	0.00	0.00	0.00	3,859,000.00	202,699.90	0.00	0.00	0.00	202,699.90	202,699.90	0.00	0.00	0.00	202,699.90	0.00	3,656,300.10	0.00	0.00	
Training and Scholarship Expenses	5020200000	8,643,000.00	0.00	8,643,000.00	8,143,000.00	0.00	0.00	0.00	8,143,000.00	686,022.92	0.00	0.00	0.00	686,022.92	686,022.92	0.00	0.00	0.00	686,022.92	500,000.00	7,456,977.08	0.00	0.00	

STATEMENT OF APPROPRIATIONS, ALLOTMENTS, OBLIGATIONS, DISBURSEMENTS AND BALANCES BY OBJECT OF EXPENDITURES
As at the Quarter Ending March 31, 2020

Department :State Universities and Colleges (SUCs)
 Agency :Kalinga State University
 Operating Unit :<not applicable>
 Organization Code :08 019 0000000
 Funding Cluster :01 - Regular Agency Fund

X	Current Year Appropriations
	Supplemental Appropriations
	Continuing Appropriations

(e.g. UACS Fund Cluster: 01-Regular Agency Fund, 02-Foreign Assisted Projects Fund, 03-Special Account-Locally Funded/Domestic Grants Fund, and 04-Special Account-Foreign Assisted/Foreign Grants Fund)

Particulars	UACS CODE	Appropriation			Allotments					Obligations					Disbursements					Balances				
		Authorized Appropriations	Adjustments (Reductions, Modifications/Augmentations)	Adjusted Appropriations	Allotments Received	Adjustments (Reductions, Modifications/Augmentations)	Transfer To	Transfer From	Adjusted Total Allotments	1st Quarter Ending March 31	2nd Quarter Ending	3rd Quarter Ending	4th Quarter Ending	Total	1st Quarter Ending March 31	2nd Quarter Ending	3rd Quarter Ending	4th Quarter Ending	Total	Unreleased Appropriations	Unobligated Allotment	Unpaid Obligations (15-20) = (23+24)		
																						Due and Demandable	Not Yet Due and Demandable	
1	2	3	4	5=(3+4)	6	7	8	9	10=[(6+(-)7)-8+9]	11	12	13	14	15=(11+12+13+14)	16	17	18	19	20=(16+17+18+19)	21=(5-10)	22=(10-15)	23	24	
Training Expenses	5020201002	8,643,000.00	0.00	8,643,000.00	8,143,000.00	0.00	0.00	0.00	8,143,000.00	686,022.92	0.00	0.00	0.00	686,022.92	686,022.92	0.00	0.00	0.00	686,022.92	500,000.00	7,456,977.08	0.00	0.00	
Supplies and Materials Expenses	5020300000	8,071,000.00	0.00	8,071,000.00	8,071,000.00	0.00	0.00	0.00	8,071,000.00	530,712.63	0.00	0.00	0.00	530,712.63	530,712.63	0.00	0.00	0.00	530,712.63	0.00	7,540,287.37	0.00	0.00	
Office Supplies Expenses	5020301002	3,700,000.00	0.00	3,700,000.00	3,700,000.00	0.00	0.00	0.00	3,700,000.00	40,399.00	0.00	0.00	0.00	40,399.00	40,399.00	0.00	0.00	0.00	40,399.00	0.00	3,659,601.00	0.00	0.00	
Fuel, Oil and Lubricants Expenses	5020309000	1,171,000.00	0.00	1,171,000.00	1,171,000.00	0.00	0.00	0.00	1,171,000.00	119,064.88	0.00	0.00	0.00	119,064.88	119,064.88	0.00	0.00	0.00	119,064.88	0.00	1,051,935.12	0.00	0.00	
Other Supplies and Materials Expenses	5020399000	3,200,000.00	0.00	3,200,000.00	3,200,000.00	0.00	0.00	0.00	3,200,000.00	371,248.75	0.00	0.00	0.00	371,248.75	371,248.75	0.00	0.00	0.00	371,248.75	0.00	2,828,751.25	0.00	0.00	
Utility Expenses	5020400000	3,985,000.00	0.00	3,985,000.00	3,985,000.00	0.00	0.00	0.00	3,985,000.00	187,242.56	0.00	0.00	0.00	187,242.56	187,242.56	0.00	0.00	0.00	187,242.56	0.00	3,797,757.44	0.00	0.00	
Electricity Expenses	5020402000	3,985,000.00	0.00	3,985,000.00	3,985,000.00	0.00	0.00	0.00	3,985,000.00	187,242.56	0.00	0.00	0.00	187,242.56	187,242.56	0.00	0.00	0.00	187,242.56	0.00	3,797,757.44	0.00	0.00	
Communication Expenses	5020500000	2,455,000.00	0.00	2,455,000.00	2,455,000.00	0.00	0.00	0.00	2,455,000.00	184,458.32	0.00	0.00	0.00	184,458.32	184,458.32	0.00	0.00	0.00	184,458.32	0.00	2,270,541.68	0.00	0.00	
Mobile	5020502001	50,000.00	0.00	50,000.00	50,000.00	0.00	0.00	0.00	50,000.00	17,802.89	0.00	0.00	0.00	17,802.89	17,802.89	0.00	0.00	0.00	17,802.89	0.00	32,197.11	0.00	0.00	
Internet Subscription Expenses	5020503000	2,405,000.00	0.00	2,405,000.00	2,405,000.00	0.00	0.00	0.00	2,405,000.00	166,655.43	0.00	0.00	0.00	166,655.43	166,655.43	0.00	0.00	0.00	166,655.43	0.00	2,238,344.57	0.00	0.00	
Awards/Rewards and Prizes	5020600000	1,000,000.00	0.00	1,000,000.00	0.00	0.00	0.00	0.00	0.00	0.00	0.00	0.00	0.00	0.00	0.00	0.00	0.00	0.00	0.00	1,000,000.00	0.00	0.00	0.00	
Rewards and Incentives	5020601002	1,000,000.00	0.00	1,000,000.00	0.00	0.00	0.00	0.00	0.00	0.00	0.00	0.00	0.00	0.00	0.00	0.00	0.00	0.00	0.00	1,000,000.00	0.00	0.00	0.00	
Confidential, Intelligence and Extraordinary Expenses	5021000000	264,000.00	0.00	264,000.00	264,000.00	0.00	0.00	0.00	264,000.00	66,000.00	0.00	0.00	0.00	66,000.00	66,000.00	0.00	0.00	0.00	66,000.00	0.00	198,000.00	0.00	0.00	
Extraordinary and Miscellaneous Expenses	5021003000	264,000.00	0.00	264,000.00	264,000.00	0.00	0.00	0.00	264,000.00	66,000.00	0.00	0.00	0.00	66,000.00	66,000.00	0.00	0.00	0.00	66,000.00	0.00	198,000.00	0.00	0.00	

STATEMENT OF APPROPRIATIONS, ALLOTMENTS, OBLIGATIONS, DISBURSEMENTS AND BALANCES BY OBJECT OF EXPENDITURES
As at the Quarter Ending March 31, 2020

Department :State Universities and Colleges (SUCs)
 Agency :Kalinga State University
 Operating Unit :<not applicable>
 Organization Code :08 019 0000000
 Funding Cluster :01 - Regular Agency Fund

X	Current Year Appropriations
	Supplemental Appropriations
	Continuing Appropriations

(e.g. UACS Fund Cluster: 01-Regular Agency Fund, 02-Foreign Assisted Projects Fund, 03-Special Account-Locally Funded/Domestic Grants Fund, and 04-Special Account-Foreign Assisted/Foreign Grants Fund)

Particulars	UACS CODE	Appropriation			Allotments					Obligations					Disbursements					Balances				
		Authorized Appropriations	Adjustments (Reductions, Modifications/ Augmentations)	Adjusted Appropriations	Allotments Received	Adjustments (Reductions, Modifications/ Augmentations)	Transfer To	Transfer From	Adjusted Total Allotments	1st Quarter Ending March 31	2nd Quarter Ending	3rd Quarter Ending	4th Quarter Ending	Total	1st Quarter Ending March 31	2nd Quarter Ending	3rd Quarter Ending	4th Quarter Ending	Total	Unreleased Appropriations	Unobligated Allotment	Unpaid Obligations (15-20) = (23+24)		
																						Due and Demandable	Not Yet Due and Demandable	
1	2	3	4	5=(3+4)	6	7	8	9	10=[(6+(-)7)-8+9]	11	12	13	14	15=(11+12+13+14)	16	17	18	19	20=(16+17+18+19)	21=(5-10)	22=(10-15)	23	24	
Professional Services	502110000	6,133,000.00	0.00	6,133,000.00	6,133,000.00	0.00	0.00	0.00	6,133,000.00	1,645,790.01	0.00	0.00	0.00	1,645,790.01	1,645,790.01	0.00	0.00	0.00	1,645,790.01	0.00	4,487,209.99	0.00	0.00	
Other Professional Services	502119900	6,133,000.00	0.00	6,133,000.00	6,133,000.00	0.00	0.00	0.00	6,133,000.00	1,645,790.01	0.00	0.00	0.00	1,645,790.01	1,645,790.01	0.00	0.00	0.00	1,645,790.01	0.00	4,487,209.99	0.00	0.00	
Repairs and Maintenance	502130000	2,685,000.00	0.00	2,685,000.00	2,685,000.00	0.00	0.00	0.00	2,685,000.00	68,332.78	0.00	0.00	0.00	68,332.78	68,332.78	0.00	0.00	0.00	68,332.78	0.00	2,616,667.22	0.00	0.00	
School Buildings	5021304002	1,885,000.00	0.00	1,885,000.00	1,885,000.00	0.00	0.00	0.00	1,885,000.00	58,097.68	0.00	0.00	0.00	58,097.68	58,097.68	0.00	0.00	0.00	58,097.68	0.00	1,826,902.32	0.00	0.00	
Motor Vehicles	5021306001	800,000.00	0.00	800,000.00	800,000.00	0.00	0.00	0.00	800,000.00	10,235.10	0.00	0.00	0.00	10,235.10	10,235.10	0.00	0.00	0.00	10,235.10	0.00	789,764.90	0.00	0.00	
Taxes, Insurance Premiums and Other Fees	502150000	250,000.00	0.00	250,000.00	250,000.00	0.00	0.00	0.00	250,000.00	97,686.37	0.00	0.00	0.00	97,686.37	97,686.37	0.00	0.00	0.00	97,686.37	0.00	152,313.63	0.00	0.00	
Taxes, Duties and Licenses	5021501001	250,000.00	0.00	250,000.00	250,000.00	0.00	0.00	0.00	250,000.00	97,686.37	0.00	0.00	0.00	97,686.37	97,686.37	0.00	0.00	0.00	97,686.37	0.00	152,313.63	0.00	0.00	
Other Maintenance and Operating Expenses	502990000	5,315,000.00	0.00	5,315,000.00	5,315,000.00	0.00	0.00	0.00	5,315,000.00	777,083.95	0.00	0.00	0.00	777,083.95	777,083.95	0.00	0.00	0.00	777,083.95	0.00	4,537,916.05	0.00	0.00	
Advertising Expenses	5029901000	210,000.00	0.00	210,000.00	210,000.00	0.00	0.00	0.00	210,000.00	0.00	0.00	0.00	0.00	0.00	0.00	0.00	0.00	0.00	0.00	0.00	210,000.00	0.00	0.00	
Printing and Publication Expenses	5029902000	1,125,000.00	0.00	1,125,000.00	1,125,000.00	0.00	0.00	0.00	1,125,000.00	70,407.00	0.00	0.00	0.00	70,407.00	70,407.00	0.00	0.00	0.00	70,407.00	0.00	1,054,593.00	0.00	0.00	
Representation Expenses	5029903000	2,180,000.00	0.00	2,180,000.00	2,180,000.00	0.00	0.00	0.00	2,180,000.00	472,277.95	0.00	0.00	0.00	472,277.95	472,277.95	0.00	0.00	0.00	472,277.95	0.00	1,707,722.05	0.00	0.00	
Transportation and Delivery Expenses	5029904000	357,000.00	0.00	357,000.00	357,000.00	0.00	0.00	0.00	357,000.00	4,799.00	0.00	0.00	0.00	4,799.00	4,799.00	0.00	0.00	0.00	4,799.00	0.00	352,201.00	0.00	0.00	
Rents - Building and Structures	5029905001	40,000.00	0.00	40,000.00	40,000.00	0.00	0.00	0.00	40,000.00	25,000.00	0.00	0.00	0.00	25,000.00	25,000.00	0.00	0.00	0.00	25,000.00	0.00	15,000.00	0.00	0.00	
Membership Dues and Contributions to Organizations	5029906000	535,000.00	0.00	535,000.00	535,000.00	0.00	0.00	0.00	535,000.00	94,500.00	0.00	0.00	0.00	94,500.00	94,500.00	0.00	0.00	0.00	94,500.00	0.00	440,500.00	0.00	0.00	

STATEMENT OF APPROPRIATIONS, ALLOTMENTS, OBLIGATIONS, DISBURSEMENTS AND BALANCES BY OBJECT OF EXPENDITURES
As at the Quarter Ending March 31, 2020

Department :State Universities and Colleges (SUCs)
 Agency :Kalinga State University
 Operating Unit :<not applicable>
 Organization Code :08 019 0000000
 Funding Cluster :01 - Regular Agency Fund
 (e.g. UACS Fund Cluster: 01-Regular Agency Fund, 02-Foreign Assisted Projects Fund, 03-Special Account-Locally Funded/Domestic Grants Fund, and 04-Special Account-Foreign Assisted/Foreign Grants Fund)

X	Current Year Appropriations
	Supplemental Appropriations
	Continuing Appropriations


Particulars	UACS CODE	Appropriation			Allotments					Obligations					Disbursements				Balances				
		Authorized Appropriations	Adjustments (Reductions, Modifications/Augmentations)	Adjusted Appropriations	Allotments Received	Adjustments (Reductions, Modifications/Augmentations)	Transfer To	Transfer From	Adjusted Total Allotments	1st Quarter Ending March 31	2nd Quarter Ending	3rd Quarter Ending	4th Quarter Ending	Total	1st Quarter Ending March 31	2nd Quarter Ending	3rd Quarter Ending	4th Quarter Ending	Total	Unreleased Appropriations	Unobligated Allotment	Unpaid Obligations (15-20) = (23+24)	
																						Due and Demandable	Not Yet Due and Demandable
1	2	3	4	5=(3+4)	6	7	8	9	10=[(6+(-)7)-8+9]	11	12	13	14	15=(11+12+13+14)	16	17	18	19	20=(16+17+18+19)	21=(5-10)	22=(10-15)	23	24
Other Subscription Expenses	5029907099	368,000.00	0.00	368,000.00	368,000.00	0.00	0.00	0.00	368,000.00	83,140.00	0.00	0.00	0.00	83,140.00	83,140.00	0.00	0.00	0.00	83,140.00	0.00	284,860.00	0.00	0.00
Other Maintenance and Operating Expenses	5029999099	500,000.00	0.00	500,000.00	500,000.00	0.00	0.00	0.00	500,000.00	26,960.00	0.00	0.00	0.00	26,960.00	26,960.00	0.00	0.00	0.00	26,960.00	0.00	473,040.00	0.00	0.00
Capital Outlays		63,400,000.00	0.00	63,400,000.00	63,400,000.00	0.00	0.00	0.00	63,400,000.00	24,076,897.71	0.00	0.00	0.00	24,076,897.71	4,135,304.27	0.00	0.00	0.00	4,135,304.27	0.00	39,323,102.29	0.00	19,941,593.44
Property, Plant and Equipment Outlay	5060400000	63,400,000.00	0.00	63,400,000.00	63,400,000.00	0.00	0.00	0.00	63,400,000.00	24,076,897.71	0.00	0.00	0.00	24,076,897.71	4,135,304.27	0.00	0.00	0.00	4,135,304.27	0.00	39,323,102.29	0.00	19,941,593.44
Hostels and Dormitories	5060404006	23,400,000.00	0.00	23,400,000.00	23,400,000.00	0.00	0.00	0.00	23,400,000.00	22,577,347.71	0.00	0.00	0.00	22,577,347.71	4,135,304.27	0.00	0.00	0.00	4,135,304.27	0.00	822,652.29	0.00	18,442,043.44
Other Structures	5060404099	15,000,000.00	0.00	15,000,000.00	15,000,000.00	0.00	0.00	0.00	15,000,000.00	0.00	0.00	0.00	0.00	0.00	0.00	0.00	0.00	0.00	0.00	0.00	15,000,000.00	0.00	0.00
Other Machinery and Equipment	5060405099	10,000,000.00	0.00	10,000,000.00	10,000,000.00	0.00	0.00	0.00	10,000,000.00	1,499,550.00	0.00	0.00	0.00	1,499,550.00	0.00	0.00	0.00	0.00	0.00	0.00	8,500,450.00	0.00	1,499,550.00
Furniture and Fixtures	5060407001	15,000,000.00	0.00	15,000,000.00	15,000,000.00	0.00	0.00	0.00	15,000,000.00	0.00	0.00	0.00	0.00	0.00	0.00	0.00	0.00	0.00	0.00	0.00	15,000,000.00	0.00	0.00
B. Automatic Appropriations	01104102	14,710,000.00	736,000.00	15,446,000.00	15,446,000.00	0.00	0.00	0.00	15,446,000.00	3,883,642.20	0.00	0.00	0.00	3,883,642.20	3,883,642.20	0.00	0.00	0.00	3,883,642.20	0.00	11,562,357.80	0.00	0.00
Retirement and Life Insurance Premiums	5010301000	14,710,000.00	736,000.00	15,446,000.00	15,446,000.00	0.00	0.00	0.00	15,446,000.00	3,883,642.20	0.00	0.00	0.00	3,883,642.20	3,883,642.20	0.00	0.00	0.00	3,883,642.20	0.00	11,562,357.80	0.00	0.00
C. Special Purpose Fund		0.00	7,230,000.00	7,230,000.00	0.00	7,230,000.00	0.00	0.00	7,230,000.00	1,884,242.00	0.00	0.00	0.00	1,884,242.00	1,884,242.00	0.00	0.00	0.00	1,884,242.00	0.00	5,345,758.00	0.00	0.00
Miscellaneous Personnel Benefits Fund	01101406	0.00	7,230,000.00	7,230,000.00	0.00	7,230,000.00	0.00	0.00	7,230,000.00	1,884,242.00	0.00	0.00	0.00	1,884,242.00	1,884,242.00	0.00	0.00	0.00	1,884,242.00	0.00	5,345,758.00	0.00	0.00
Other Personnel Benefits		0.00	7,230,000.00	7,230,000.00	0.00	7,230,000.00	0.00	0.00	7,230,000.00	1,884,242.00	0.00	0.00	0.00	1,884,242.00	1,884,242.00	0.00	0.00	0.00	1,884,242.00	0.00	5,345,758.00	0.00	0.00

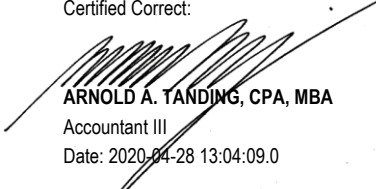
STATEMENT OF APPROPRIATIONS, ALLOTMENTS, OBLIGATIONS, DISBURSEMENTS AND BALANCES BY OBJECT OF EXPENDITURES
As at the Quarter Ending March 31, 2020


Department :State Universities and Colleges (SUCs)
 Agency :Kalinga State University
 Operating Unit :<not applicable>
 Organization Code :08 019 0000000
 Funding Cluster :01 - Regular Agency Fund
 (e.g. UACS Fund Cluster: 01-Regular Agency Fund, 02-Foreign Assisted Projects Fund, 03-Special Account-Locally Funded/Domestic Grants Fund, and 04-Special Account-Foreign Assisted/Foreign Grants Fund)


X	Current Year Appropriations
	Supplemental Appropriations
	Continuing Appropriations

Particulars	UACS CODE	Appropriation			Allotments					Obligations					Disbursements				Balances				
		Authorized Appropriations	Adjustments (Reductions, Modifications/ Augmentations)	Adjusted Appropriations	Allotments Received	Adjustments (Reductions, Modifications/ Augmentations)	Transfer To	Transfer From	Adjusted Total Allotments	1st Quarter Ending March 31	2nd Quarter Ending	3rd Quarter Ending	4th Quarter Ending	Total	1st Quarter Ending March 31	2nd Quarter Ending	3rd Quarter Ending	4th Quarter Ending	Total	Unreleased Appropriations	Unobligated Allotment	Unpaid Obligations (15-20) = (23+24)	
																						Due and Demandable	Not Yet Due and Demandable
1	2	3	4	5=(3+4)	6	7	8	9	10=[{(6+(-)7)-8+9]}	11	12	13	14	15=(11+12+13+14)	16	17	18	19	20=(16+17+18+19)	21=(5-10)	22=(10-15)	23	24
Lump-sum for Compensation Adjustment	5010499006	0.00	7,230,000.00	7,230,000.00	0.00	7,230,000.00	0.00	0.00	7,230,000.00	1,884,242.00	0.00	0.00	0.00	1,884,242.00	1,884,242.00	0.00	0.00	0.00	1,884,242.00	0.00	5,345,758.00	0.00	0.00
GRAND TOTAL		299,481,000.00	7,966,000.00	307,447,000.00	290,156,000.00	7,230,000.00	0.00	0.00	297,386,000.00	69,506,906.18	0.00	0.00	0.00	69,506,906.18	49,565,312.74	0.00	0.00	0.00	49,565,312.74	10,061,000.00	227,879,093.82	0.00	19,941,593.44

Certified Correct:

ELSIE P. ANDRES
 Budget Officer
 Date: 2020-04-28 13:04:09.0

Certified Correct:

ARNOLD A. TANDING, CPA, MBA
 Accountant III
 Date: 2020-04-28 13:04:09.0

Recommending Approval:

DANILO T. BUEN, MBA
 Director, FMS
 Date: 2020-01-31 13:15

Approved By:

EDUARDO T. BAGTANG, CPA, DBM
 SUC President III
 Date: 2020-01-31 13:31

This report was generated using the Unified Reporting System on 28/04/2020 13:32 version.FAR1A.1.3 ; Status : SUBMITTED