

STATEMENT OF APPROVED BUDGET, UTILIZATIONS, DISBURSEMENTS AND BALANCES
 (For Off-Budgetary Funds)
 As at the Quarter Ending March 31, 2023

Department :State Universities and Colleges (SUCs)
 Agency :Kalinga State University
 Operating Unit :<not applicable>
 Organization Code :08 019 0000000
 Funding Cluster :05 Internally Generated Funds

(e.g. UACS Fund Cluster: 05-Internally Generated Funds and 06-Business Related Funds)

Particulars	UACS CODE	Approved Budget			Utilizations					Disbursements					Balances		
		Approved Budgeted Revenue	Adjustments (Reductions, Modifications/ Augmentations)	Adjusted Budgeted Revenue	1st Quarter Ending March 31	2nd Quarter Ending June 30	3rd Quarter Ending Sept. 30	4th Quarter Ending Dec. 31	Total	1st Quarter Ending March 31	2nd Quarter Ending June 30	3rd Quarter Ending Sept. 30	4th Quarter Ending Dec. 31	Total	Unutilized Budget	Unpaid Utilizations	
																Due and Demandable	Not Yet Due and Demandable
1	2	3	4	5=[3+(-)4]	6	7	8	9	10=(6+7+8+9)	11	12	13	14	15=(11+12+13+14)	16=(5-10)	17	18
General Administration and Support	1000000000000000	26,500,000.00	34,200,972.22	60,700,972.22	1,936,973.30	0.00	0.00	0.00	1,936,973.30	1,936,973.30	0.00	0.00	0.00	1,936,973.30	58,763,998.92	0.00	0.00
General Management and Supervision	100000100001000	26,500,000.00	34,200,972.22	60,700,972.22	1,936,973.30	0.00	0.00	0.00	1,936,973.30	1,936,973.30	0.00	0.00	0.00	1,936,973.30	58,763,998.92	0.00	0.00
MOOE		6,000,000.00	965,185.83	6,965,185.83	1,644,901.17	0.00	0.00	0.00	1,644,901.17	1,644,901.17	0.00	0.00	0.00	1,644,901.17	5,320,284.66	0.00	0.00
CO		20,500,000.00	33,235,786.39	53,735,786.39	292,072.13	0.00	0.00	0.00	292,072.13	292,072.13	0.00	0.00	0.00	292,072.13	53,443,714.26	0.00	0.00
Sub-Total, General Administration and Support		26,500,000.00	34,200,972.22	60,700,972.22	1,936,973.30	0.00	0.00	0.00	1,936,973.30	1,936,973.30	0.00	0.00	0.00	1,936,973.30	58,763,998.92	0.00	0.00
PS		0.00	0.00	0.00	0.00	0.00	0.00	0.00	0.00	0.00	0.00	0.00	0.00	0.00	0.00	0.00	0.00
MOOE		6,000,000.00	965,185.83	6,965,185.83	1,644,901.17	0.00	0.00	0.00	1,644,901.17	1,644,901.17	0.00	0.00	0.00	1,644,901.17	5,320,284.66	0.00	0.00
FinEx (if Applicable)		0.00	0.00	0.00	0.00	0.00	0.00	0.00	0.00	0.00	0.00	0.00	0.00	0.00	0.00	0.00	0.00
CO		20,500,000.00	33,235,786.39	53,735,786.39	292,072.13	0.00	0.00	0.00	292,072.13	292,072.13	0.00	0.00	0.00	292,072.13	53,443,714.26	0.00	0.00
Support to Operations	2000000000000000	1,500,000.00	36,000.00	1,536,000.00	0.00	0.00	0.00	0.00	0.00	0.00	0.00	0.00	0.00	0.00	1,536,000.00	0.00	0.00
Auxiliary Services	200000100001000	1,500,000.00	36,000.00	1,536,000.00	0.00	0.00	0.00	0.00	0.00	0.00	0.00	0.00	0.00	0.00	1,536,000.00	0.00	0.00
MOOE		1,500,000.00	36,000.00	1,536,000.00	0.00	0.00	0.00	0.00	0.00	0.00	0.00	0.00	0.00	0.00	1,536,000.00	0.00	0.00
Sub-Total, Support to Operations		1,500,000.00	36,000.00	1,536,000.00	0.00	0.00	0.00	0.00	0.00	0.00	0.00	0.00	0.00	0.00	1,536,000.00	0.00	0.00
PS		0.00	0.00	0.00	0.00	0.00	0.00	0.00	0.00	0.00	0.00	0.00	0.00	0.00	0.00	0.00	0.00
MOOE		1,500,000.00	36,000.00	1,536,000.00	0.00	0.00	0.00	0.00	0.00	0.00	0.00	0.00	0.00	0.00	1,536,000.00	0.00	0.00
FinEx (if Applicable)		0.00	0.00	0.00	0.00	0.00	0.00	0.00	0.00	0.00	0.00	0.00	0.00	0.00	0.00	0.00	0.00
CO		0.00	0.00	0.00	0.00	0.00	0.00	0.00	0.00	0.00	0.00	0.00	0.00	0.00	0.00	0.00	0.00
Operations	3000000000000000	43,000,000.00	28,172,889.21	71,172,889.21	3,383,907.16	0.00	0.00	0.00	3,383,907.16	3,383,907.16	0.00	0.00	0.00	3,383,907.16	67,788,982.05	0.00	0.00

STATEMENT OF APPROVED BUDGET, UTILIZATIONS, DISBURSEMENTS AND BALANCES
 (For Off-Budgetary Funds)
 As at the Quarter Ending March 31, 2023

Department :State Universities and Colleges (SUCs)
 Agency :Kalinga State University
 Operating Unit :<not applicable>
 Organization Code :08 019 0000000
 Funding Cluster :05 Internally Generated Funds

(e.g. UACS Fund Cluster: 05-Internally Generated Funds and 06-Business Related Funds)


Particulars	UACS CODE	Approved Budget			Utilizations					Disbursements					Balances		
		Approved Budgeted Revenue	Adjustments (Reductions, Modifications/ Augmentations)	Adjusted Budgeted Revenue	1st Quarter Ending March 31	2nd Quarter Ending June 30	3rd Quarter Ending Sept. 30	4th Quarter Ending Dec. 31	Total	1st Quarter Ending March 31	2nd Quarter Ending June 30	3rd Quarter Ending Sept. 30	4th Quarter Ending Dec. 31	Total	Unutilized Budget	Unpaid Utilizations	
																Due and Demandable	Not Yet Due and Demandable
1	2	3	4	5=[3+(-)4]	6	7	8	9	10=(6+7+8+9)	11	12	13	14	15=(11+12+13+14)	16=(5-10)	17	18
OO : Relevant and quality tertiary education ensured to achieve inclusive growth and access of deserving but poor students to quality tertiary education increased	3100000000000000	40,000,000.00	27,940,568.67	67,940,568.67	2,965,754.81	0.00	0.00	0.00	2,965,754.81	2,965,754.81	0.00	0.00	0.00	2,965,754.81	64,974,813.86	0.00	0.00
HIGHER EDUCATION PROGRAM	3101000000000000	40,000,000.00	27,940,568.67	67,940,568.67	2,965,754.81	0.00	0.00	0.00	2,965,754.81	2,965,754.81	0.00	0.00	0.00	2,965,754.81	64,974,813.86	0.00	0.00
Provision of Higher Education Services	310100100002000	40,000,000.00	27,940,568.67	67,940,568.67	2,965,754.81	0.00	0.00	0.00	2,965,754.81	2,965,754.81	0.00	0.00	0.00	2,965,754.81	64,974,813.86	0.00	0.00
MOOE		40,000,000.00	27,940,568.67	67,940,568.67	2,965,754.81	0.00	0.00	0.00	2,965,754.81	2,965,754.81	0.00	0.00	0.00	2,965,754.81	64,974,813.86	0.00	0.00
OO : Higher education research improved to promote economic productivity and innovation	3200000000000000	1,500,000.00	96,274.40	1,596,274.40	314,593.47	0.00	0.00	0.00	314,593.47	314,593.47	0.00	0.00	0.00	314,593.47	1,281,680.93	0.00	0.00
RESEARCH PROGRAM	3202000000000000	1,500,000.00	96,274.40	1,596,274.40	314,593.47	0.00	0.00	0.00	314,593.47	314,593.47	0.00	0.00	0.00	314,593.47	1,281,680.93	0.00	0.00
Conduct of Research Services	320200100001000	1,500,000.00	96,274.40	1,596,274.40	314,593.47	0.00	0.00	0.00	314,593.47	314,593.47	0.00	0.00	0.00	314,593.47	1,281,680.93	0.00	0.00


STATEMENT OF APPROVED BUDGET, UTILIZATIONS, DISBURSEMENTS AND BALANCES
 (For Off-Budgetary Funds)
 As at the Quarter Ending March 31, 2023


Department :State Universities and Colleges (SUCs)
 Agency :Kalinga State University
 Operating Unit :<not applicable>
 Organization Code :08 019 0000000
 Funding Cluster :05 Internally Generated Funds


(e.g. UACS Fund Cluster: 05-Internally Generated Funds and 06-Business Related Funds)

Particulars	UACS CODE	Approved Budget			Utilizations					Disbursements					Balances		
		Approved Budgeted Revenue	Adjustments (Reductions, Modifications/ Augmentations)	Adjusted Budgeted Revenue	1st Quarter Ending March 31	2nd Quarter Ending June 30	3rd Quarter Ending Sept. 30	4th Quarter Ending Dec. 31	Total	1st Quarter Ending March 31	2nd Quarter Ending June 30	3rd Quarter Ending Sept. 30	4th Quarter Ending Dec. 31	Total	Unutilized Budget	Unpaid Utilizations	
																Due and Demandable	Not Yet Due and Demandable
1	2	3	4	5=[3+(-)4]	6	7	8	9	10=(6+7+8+9)	11	12	13	14	15=(11+12+13+14)	16=(5-10)	17	18
MOOE		1,500,000.00	96,274.40	1,596,274.40	314,593.47	0.00	0.00	0.00	314,593.47	314,593.47	0.00	0.00	0.00	314,593.47	1,281,680.93	0.00	0.00
OO : Community engagement increased	3300000000000000	1,500,000.00	136,046.14	1,636,046.14	103,558.88	0.00	0.00	0.00	103,558.88	103,558.88	0.00	0.00	0.00	103,558.88	1,532,487.26	0.00	0.00
TECHNICAL ADVISORY EXTENSION PROGRAM	3301000000000000	1,500,000.00	136,046.14	1,636,046.14	103,558.88	0.00	0.00	0.00	103,558.88	103,558.88	0.00	0.00	0.00	103,558.88	1,532,487.26	0.00	0.00
Provision of Extension Services	330100100001000	1,500,000.00	136,046.14	1,636,046.14	103,558.88	0.00	0.00	0.00	103,558.88	103,558.88	0.00	0.00	0.00	103,558.88	1,532,487.26	0.00	0.00
MOOE		1,500,000.00	136,046.14	1,636,046.14	103,558.88	0.00	0.00	0.00	103,558.88	103,558.88	0.00	0.00	0.00	103,558.88	1,532,487.26	0.00	0.00
Sub-Total, Operations		43,000,000.00	28,172,889.21	71,172,889.21	3,383,907.16	0.00	0.00	0.00	3,383,907.16	3,383,907.16	0.00	0.00	0.00	3,383,907.16	67,788,982.05	0.00	0.00
PS		0.00	0.00	0.00	0.00	0.00	0.00	0.00	0.00	0.00	0.00	0.00	0.00	0.00	0.00	0.00	0.00
MOOE		43,000,000.00	28,172,889.21	71,172,889.21	3,383,907.16	0.00	0.00	0.00	3,383,907.16	3,383,907.16	0.00	0.00	0.00	3,383,907.16	67,788,982.05	0.00	0.00
FinEx (if Applicable)		0.00	0.00	0.00	0.00	0.00	0.00	0.00	0.00	0.00	0.00	0.00	0.00	0.00	0.00	0.00	0.00
CO		0.00	0.00	0.00	0.00	0.00	0.00	0.00	0.00	0.00	0.00	0.00	0.00	0.00	0.00	0.00	0.00
GRAND TOTAL		71,000,000.00	62,409,861.43	133,409,861.43	5,320,880.46	0.00	0.00	0.00	5,320,880.46	5,320,880.46	0.00	0.00	0.00	5,320,880.46	128,088,980.97	0.00	0.00
PS		0.00	0.00	0.00	0.00	0.00	0.00	0.00	0.00	0.00	0.00	0.00	0.00	0.00	0.00	0.00	0.00
MOOE		50,500,000.00	29,174,075.04	79,674,075.04	5,028,808.33	0.00	0.00	0.00	5,028,808.33	5,028,808.33	0.00	0.00	0.00	5,028,808.33	74,645,266.71	0.00	0.00
FinEx (if Applicable)		0.00	0.00	0.00	0.00	0.00	0.00	0.00	0.00	0.00	0.00	0.00	0.00	0.00	0.00	0.00	0.00
CO		20,500,000.00	33,235,786.39	53,735,786.39	292,072.13	0.00	0.00	0.00	292,072.13	292,072.13	0.00	0.00	0.00	292,072.13	53,443,714.26	0.00	0.00

Certified Correct:

ELSIE P. ANDRES
 Budget Officer
 Date: 4/15/23 9:43 PM

Certified Correct:

ARNOLD A. TANDING, CPA, MBA
 Accountant III
 Date: 4/15/23 9:43 PM


Recommending Approval:

DANILO T. BUEN, MBA
 Director, FMS
 Date: 4/15/23 9:54 PM


Approved By:

EDUARDO T. BAGTANG, CPA, DBM
 SUC President III
 Date: 4/15/23 9:55 PM


STATEMENT OF APPROVED BUDGET, UTILIZATIONS, DISBURSEMENTS AND BALANCES
 (For Off-Budgetary Funds)
 As at the Quarter Ending March 31, 2023


Department :State Universities and Colleges (SUCs)
 Agency :State Universities and CState Universities and Colleges (SUCs)
 Operating Unit :<not applicable>
 Organization Code :08 019 0000000
 Funding Cluster :06 Business Related Funds
 (e.g. UACS Fund Cluster: 05-Internally Generated Funds and 06-Business Related Funds)

Particulars	UACS CODE	Approved Budget			Utilizations					Disbursements					Balances		
		Approved Budgeted Revenue	Adjustments (Reductions, Modifications/ Augmentations)	Adjusted Budgeted Revenue	1st Quarter Ending March 31	2nd Quarter Ending June 30	3rd Quarter Ending Sept. 30	4th Quarter Ending Dec. 31	Total	1st Quarter Ending March 31	2nd Quarter Ending June 30	3rd Quarter Ending Sept. 30	4th Quarter Ending Dec. 31	Total	Unutilized Budget	Unpaid Utilizations	
																Due and Demandable	Not Yet Due and Demandable
1	2	3	4	5=[3+(-)4]	6	7	8	9	10=(6+7+8+9)	11	12	13	14	15=(11+12+13+14)	16=(5-10)	17	18
Support to Operations	2000000000000000	9,000,000.00	1,867,130.40	10,867,130.40	1,149,559.79	0.00	0.00	0.00	1,149,559.79	1,149,559.79	0.00	0.00	0.00	1,149,559.79	9,717,570.61	0.00	0.00
Auxiliary Services	200000100001000	9,000,000.00	1,867,130.40	10,867,130.40	1,149,559.79	0.00	0.00	0.00	1,149,559.79	1,149,559.79	0.00	0.00	0.00	1,149,559.79	9,717,570.61	0.00	0.00
MOOE		7,000,000.00	193,303.25	7,193,303.25	181,843.88	0.00	0.00	0.00	181,843.88	181,843.88	0.00	0.00	0.00	181,843.88	7,011,459.37	0.00	0.00
CO		2,000,000.00	1,673,827.15	3,673,827.15	967,715.91	0.00	0.00	0.00	967,715.91	967,715.91	0.00	0.00	0.00	967,715.91	2,706,111.24	0.00	0.00
Sub-Total, Support to Operations		9,000,000.00	1,867,130.40	10,867,130.40	1,149,559.79	0.00	0.00	0.00	1,149,559.79	1,149,559.79	0.00	0.00	0.00	1,149,559.79	9,717,570.61	0.00	0.00
PS		0.00	0.00	0.00	0.00	0.00	0.00	0.00	0.00	0.00	0.00	0.00	0.00	0.00	0.00	0.00	0.00
MOOE		7,000,000.00	193,303.25	7,193,303.25	181,843.88	0.00	0.00	0.00	181,843.88	181,843.88	0.00	0.00	0.00	181,843.88	7,011,459.37	0.00	0.00
FinEx (if Applicable)		0.00	0.00	0.00	0.00	0.00	0.00	0.00	0.00	0.00	0.00	0.00	0.00	0.00	0.00	0.00	0.00
CO		2,000,000.00	1,673,827.15	3,673,827.15	967,715.91	0.00	0.00	0.00	967,715.91	967,715.91	0.00	0.00	0.00	967,715.91	2,706,111.24	0.00	0.00
GRAND TOTAL		9,000,000.00	1,867,130.40	10,867,130.40	1,149,559.79	0.00	0.00	0.00	1,149,559.79	1,149,559.79	0.00	0.00	0.00	1,149,559.79	9,717,570.61	0.00	0.00
PS		0.00	0.00	0.00	0.00	0.00	0.00	0.00	0.00	0.00	0.00	0.00	0.00	0.00	0.00	0.00	0.00
MOOE		7,000,000.00	193,303.25	7,193,303.25	181,843.88	0.00	0.00	0.00	181,843.88	181,843.88	0.00	0.00	0.00	181,843.88	7,011,459.37	0.00	0.00
FinEx (if Applicable)		0.00	0.00	0.00	0.00	0.00	0.00	0.00	0.00	0.00	0.00	0.00	0.00	0.00	0.00	0.00	0.00
CO		2,000,000.00	1,673,827.15	3,673,827.15	967,715.91	0.00	0.00	0.00	967,715.91	967,715.91	0.00	0.00	0.00	967,715.91	2,706,111.24	0.00	0.00

Certified Correct:

ELSIE P. ANDRES
 Budget Officer
 Date: 4/15/23 9:43 PM

Certified Correct:

ARNOLD A. TANDING, CPA, MBA
 Accountant III
 Date: 4/15/23 9:43 PM

Recommending Approval:

DANILO T. BUEN, MBA
 Director, FMS
 Date: 4/15/23 9:54 PM

Approved By:

EDUARDO T. BAGTANG, CPA, DBM
 SUC President III
 Date: 4/15/23 9:55 PM

SUMMARY OF APPROVED BUDGET, UTILIZATIONS, DISBURSEMENTS AND BALANCES BY OBJECT OF EXPENDITURES
(For Off-Budgetary Funds)
As at the Quarter Ending March 31, 2023

Department :State Universities and Colleges (SUCs)
 Agency :Kalinga State University
 Operating Unit :<not applicable>
 Organization Code :08 019 0000000
 Funding Cluster :05 Internally Generated Funds
 (e.g. UACS Fund Cluster: 05-Internally Generated Funds and 06-Business Related Funds)

Particulars	UACS CODE	Approved Budget			Utilizations					Disbursements					Balances		
		Approved Budgeted Revenue	Adjustments (Reductions, Modifications/ Augmentations)	Adjusted Budgeted Revenue	1st Quarter Ending March 31	2nd Quarter Ending June 30	3rd Quarter Ending Sept. 30	4th Quarter Ending Dec. 31	Total	1st Quarter Ending March 31	2nd Quarter Ending June 30	3rd Quarter Ending Sept. 30	4th Quarter Ending Dec. 31	Total	Unutilized Budget	Unpaid Utilizations	
																Due and Demandable	Not Yet Due and Demandable
1	2	3	4	5=[3+(-)4]	6	7	8	9	10=(6+7+8+9)	11	12	13	14	15=(11+12+13+14)	16=(5-10)	17	18
SUMMARY																	
A. AGENCY SPECIFIC BUDGET																	
Maintenance and Other Operating Expenses		50,500,000.00	29,174,075.04	79,674,075.04	5,028,808.33	0.00	0.00	0.00	5,028,808.33	5,028,808.33	0.00	0.00	0.00	5,028,808.33	74,645,266.71	0.00	0.00
Traveling Expenses	5020100000	1,550,000.00	0.00	1,550,000.00	302,950.00	0.00	0.00	0.00	302,950.00	302,950.00	0.00	0.00	0.00	302,950.00	1,247,050.00	0.00	0.00
Traveling Expenses - Local	5020101000	1,350,000.00	0.00	1,350,000.00	302,950.00	0.00	0.00	0.00	302,950.00	302,950.00	0.00	0.00	0.00	302,950.00	1,047,050.00	0.00	0.00
Expenses - Local	5020101000	1,350,000.00	0.00	1,350,000.00	302,950.00	0.00	0.00	0.00	302,950.00	302,950.00	0.00	0.00	0.00	302,950.00	1,047,050.00	0.00	0.00
Traveling Expenses - Foreign	5020102000	200,000.00	0.00	200,000.00	0.00	0.00	0.00	0.00	0.00	0.00	0.00	0.00	0.00	0.00	200,000.00	0.00	0.00
Traveling Expenses - Foreign	5020102000	200,000.00	0.00	200,000.00	0.00	0.00	0.00	0.00	0.00	0.00	0.00	0.00	0.00	0.00	200,000.00	0.00	0.00
Training and Scholarship Expenses	5020200000	750,000.00	0.00	750,000.00	50,170.00	0.00	0.00	0.00	50,170.00	50,170.00	0.00	0.00	0.00	50,170.00	699,830.00	0.00	0.00
Training Expenses	5020201000	750,000.00	0.00	750,000.00	50,170.00	0.00	0.00	0.00	50,170.00	50,170.00	0.00	0.00	0.00	50,170.00	699,830.00	0.00	0.00
Training Expenses	5020201002	750,000.00	0.00	750,000.00	50,170.00	0.00	0.00	0.00	50,170.00	50,170.00	0.00	0.00	0.00	50,170.00	699,830.00	0.00	0.00
Supplies and Materials Expenses	5020300000	2,827,000.00	936,424.81	3,763,424.81	527,086.01	0.00	0.00	0.00	527,086.01	527,086.01	0.00	0.00	0.00	527,086.01	3,236,338.80	0.00	0.00
Office Supplies Expenses	5020301000	950,000.00	240,956.26	1,190,956.26	111,707.06	0.00	0.00	0.00	111,707.06	111,707.06	0.00	0.00	0.00	111,707.06	1,079,249.20	0.00	0.00
Office Supplies Expenses	5020301002	950,000.00	240,956.26	1,190,956.26	111,707.06	0.00	0.00	0.00	111,707.06	111,707.06	0.00	0.00	0.00	111,707.06	1,079,249.20	0.00	0.00
Accountable Forms Expenses	5020302000	175,000.00	0.00	175,000.00	0.00	0.00	0.00	0.00	0.00	0.00	0.00	0.00	0.00	0.00	175,000.00	0.00	0.00
Forms Expenses	5020302000	175,000.00	0.00	175,000.00	0.00	0.00	0.00	0.00	0.00	0.00	0.00	0.00	0.00	0.00	175,000.00	0.00	0.00
Fuel, Oil and Lubricants Expenses	5020309000	450,000.00	441,093.88	891,093.88	165,443.95	0.00	0.00	0.00	165,443.95	165,443.95	0.00	0.00	0.00	165,443.95	725,649.93	0.00	0.00

SUMMARY OF APPROVED BUDGET, UTILIZATIONS, DISBURSEMENTS AND BALANCES BY OBJECT OF EXPENDITURES
(For Off-Budgetary Funds)
As at the Quarter Ending March 31, 2023

Department :State Universities and Colleges (SUCs)
 Agency :Kalinga State University
 Operating Unit :<not applicable>
 Organization Code :08 019 0000000
 Funding Cluster :05 Internally Generated Funds
 (e.g. UACS Fund Cluster: 05-Internally Generated Funds and 06-Business Related Funds)

Particulars	UACS CODE	Approved Budget			Utilizations					Disbursements					Balances		
		Approved Budgeted Revenue	Adjustments (Reductions, Modifications/ Augmentations)	Adjusted Budgeted Revenue	1st Quarter Ending March 31	2nd Quarter Ending June 30	3rd Quarter Ending Sept. 30	4th Quarter Ending Dec. 31	Total	1st Quarter Ending March 31	2nd Quarter Ending June 30	3rd Quarter Ending Sept. 30	4th Quarter Ending Dec. 31	Total	Unutilized Budget	Unpaid Utilizations	
																Due and Demandable	Not Yet Due and Demandable
1	2	3	4	5=[3+(-)4]	6	7	8	9	10=(6+7+8+9)	11	12	13	14	15=(11+12+13+14)	16=(5-10)	17	18
SUMMARY																	
A. AGENCY SPECIFIC BUDGET																	
Fuel, Oil and Lubricants Expenses	5020309000	450,000.00	441,093.88	891,093.88	165,443.95	0.00	0.00	0.00	165,443.95	165,443.95	0.00	0.00	0.00	165,443.95	725,649.93	0.00	0.00
Other Supplies and Materials Expenses	5020399000	1,252,000.00	254,374.67	1,506,374.67	249,935.00	0.00	0.00	0.00	249,935.00	249,935.00	0.00	0.00	0.00	249,935.00	1,256,439.67	0.00	0.00
Other Supplies and Materials Expenses	5020399000	1,252,000.00	254,374.67	1,506,374.67	249,935.00	0.00	0.00	0.00	249,935.00	249,935.00	0.00	0.00	0.00	249,935.00	1,256,439.67	0.00	0.00
Utility Expenses	5020400000	520,000.00	272,314.99	792,314.99	0.00	0.00	0.00	0.00	0.00	0.00	0.00	0.00	0.00	0.00	792,314.99	0.00	0.00
Water Expenses	5020401000	150,000.00	30,000.00	180,000.00	0.00	0.00	0.00	0.00	0.00	0.00	0.00	0.00	0.00	0.00	180,000.00	0.00	0.00
Expenses	5020401000	150,000.00	30,000.00	180,000.00	0.00	0.00	0.00	0.00	0.00	0.00	0.00	0.00	0.00	0.00	180,000.00	0.00	0.00
Electricity Expenses	5020402000	370,000.00	242,314.99	612,314.99	0.00	0.00	0.00	0.00	0.00	0.00	0.00	0.00	0.00	0.00	612,314.99	0.00	0.00
Electricity Expenses	5020402000	370,000.00	242,314.99	612,314.99	0.00	0.00	0.00	0.00	0.00	0.00	0.00	0.00	0.00	0.00	612,314.99	0.00	0.00
Communication Expenses	5020500000	750,000.00	0.00	750,000.00	0.00	0.00	0.00	0.00	0.00	0.00	0.00	0.00	0.00	0.00	750,000.00	0.00	0.00
Telephone Expenses	5020502000	97,000.00	0.00	97,000.00	0.00	0.00	0.00	0.00	0.00	0.00	0.00	0.00	0.00	0.00	97,000.00	0.00	0.00
Mobile	5020502001	97,000.00	0.00	97,000.00	0.00	0.00	0.00	0.00	0.00	0.00	0.00	0.00	0.00	0.00	97,000.00	0.00	0.00
Internet Subscription Expenses	5020503000	650,000.00	0.00	650,000.00	0.00	0.00	0.00	0.00	0.00	0.00	0.00	0.00	0.00	0.00	650,000.00	0.00	0.00
Internet Subscription Expenses	5020503000	650,000.00	0.00	650,000.00	0.00	0.00	0.00	0.00	0.00	0.00	0.00	0.00	0.00	0.00	650,000.00	0.00	0.00
Cable, Satellite, Telegraph and Radio Expenses	5020504000	3,000.00	0.00	3,000.00	0.00	0.00	0.00	0.00	0.00	0.00	0.00	0.00	0.00	0.00	3,000.00	0.00	0.00
Telegraph and Radio Expenses	5020504000	3,000.00	0.00	3,000.00	0.00	0.00	0.00	0.00	0.00	0.00	0.00	0.00	0.00	0.00	3,000.00	0.00	0.00

SUMMARY OF APPROVED BUDGET, UTILIZATIONS, DISBURSEMENTS AND BALANCES BY OBJECT OF EXPENDITURES
(For Off-Budgetary Funds)
As at the Quarter Ending March 31, 2023

Department :State Universities and Colleges (SUCs)
 Agency :Kalinga State University
 Operating Unit :<not applicable>
 Organization Code :08 019 0000000
 Funding Cluster :05 Internally Generated Funds
 (e.g. UACS Fund Cluster: 05-Internally Generated Funds and 06-Business Related Funds)

Particulars	UACS CODE	Approved Budget			Utilizations					Disbursements					Balances		
		Approved Budgeted Revenue	Adjustments (Reductions, Modifications/ Augmentations)	Adjusted Budgeted Revenue	1st Quarter Ending March 31	2nd Quarter Ending June 30	3rd Quarter Ending Sept. 30	4th Quarter Ending Dec. 31	Total	1st Quarter Ending March 31	2nd Quarter Ending June 30	3rd Quarter Ending Sept. 30	4th Quarter Ending Dec. 31	Total	Unutilized Budget	Unpaid Utilizations	
																Due and Demandable	Not Yet Due and Demandable
1	2	3	4	5=[3+(-)4]	6	7	8	9	10=(6+7+8+9)	11	12	13	14	15=(11+12+13+14)	16=(5-10)	17	18
SUMMARY																	
A. AGENCY SPECIFIC BUDGET																	
Awards/Rewards and Prizes	5020600000	150,000.00	0.00	150,000.00	59,200.00	0.00	0.00	0.00	59,200.00	59,200.00	0.00	0.00	0.00	59,200.00	90,800.00	0.00	0.00
Prizes	5020602000	150,000.00	0.00	150,000.00	59,200.00	0.00	0.00	0.00	59,200.00	59,200.00	0.00	0.00	0.00	59,200.00	90,800.00	0.00	0.00
Prizes	5020602000	150,000.00	0.00	150,000.00	59,200.00	0.00	0.00	0.00	59,200.00	59,200.00	0.00	0.00	0.00	59,200.00	90,800.00	0.00	0.00
Confidential, Intelligence and Extraordinary Expenses	5021000000	100,000.00	0.00	100,000.00	35,000.00	0.00	0.00	0.00	35,000.00	35,000.00	0.00	0.00	0.00	35,000.00	65,000.00	0.00	0.00
Extraordinary and Miscellaneous Expenses	5021003000	100,000.00	0.00	100,000.00	35,000.00	0.00	0.00	0.00	35,000.00	35,000.00	0.00	0.00	0.00	35,000.00	65,000.00	0.00	0.00
and Miscellaneous Expenses	5021003000	100,000.00	0.00	100,000.00	35,000.00	0.00	0.00	0.00	35,000.00	35,000.00	0.00	0.00	0.00	35,000.00	65,000.00	0.00	0.00
Professional Services	5021100000	200,000.00	0.00	200,000.00	0.00	0.00	0.00	0.00	0.00	0.00	0.00	0.00	0.00	0.00	200,000.00	0.00	0.00
Other Professional Services	5021199000	200,000.00	0.00	200,000.00	0.00	0.00	0.00	0.00	0.00	0.00	0.00	0.00	0.00	0.00	200,000.00	0.00	0.00
Other Professional Services	5021199000	200,000.00	0.00	200,000.00	0.00	0.00	0.00	0.00	0.00	0.00	0.00	0.00	0.00	0.00	200,000.00	0.00	0.00
General Services	5021200000	14,050,000.00	1,106,733.41	15,156,733.41	2,320,802.83	0.00	0.00	0.00	2,320,802.83	2,320,802.83	0.00	0.00	0.00	2,320,802.83	12,835,930.58	0.00	0.00
Other General Services	5021299000	14,050,000.00	1,106,733.41	15,156,733.41	2,320,802.83	0.00	0.00	0.00	2,320,802.83	2,320,802.83	0.00	0.00	0.00	2,320,802.83	12,835,930.58	0.00	0.00
Other General Services	5021299099	14,050,000.00	1,106,733.41	15,156,733.41	2,320,802.83	0.00	0.00	0.00	2,320,802.83	2,320,802.83	0.00	0.00	0.00	2,320,802.83	12,835,930.58	0.00	0.00
Repairs and Maintenance	5021300000	1,000,000.00	985,400.75	1,985,400.75	0.00	0.00	0.00	0.00	0.00	0.00	0.00	0.00	0.00	0.00	1,985,400.75	0.00	0.00
Repairs and Maintenance - Buildings and Other Structures	5021304000	1,000,000.00	985,400.75	1,985,400.75	0.00	0.00	0.00	0.00	0.00	0.00	0.00	0.00	0.00	0.00	1,985,400.75	0.00	0.00
Buildings	5021304001	1,000,000.00	985,400.75	1,985,400.75	0.00	0.00	0.00	0.00	0.00	0.00	0.00	0.00	0.00	0.00	1,985,400.75	0.00	0.00

SUMMARY OF APPROVED BUDGET, UTILIZATIONS, DISBURSEMENTS AND BALANCES BY OBJECT OF EXPENDITURES
 (For Off-Budgetary Funds)
 As at the Quarter Ending March 31, 2023


Department :State Universities and Colleges (SUCs)
 Agency :Kalinga State University
 Operating Unit :<not applicable>
 Organization Code :08 019 0000000
 Funding Cluster :05 Internally Generated Funds
 (e.g. UACS Fund Cluster: 05-Internally Generated Funds and 06-Business Related Funds)

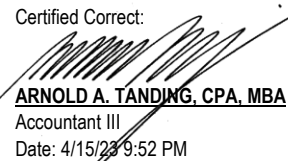
Particulars	UACS CODE	Approved Budget			Utilizations					Disbursements					Balances		
		Approved Budgeted Revenue	Adjustments (Reductions, Modifications/ Augmentations)	Adjusted Budgeted Revenue	1st Quarter Ending March 31	2nd Quarter Ending June 30	3rd Quarter Ending Sept. 30	4th Quarter Ending Dec. 31	Total	1st Quarter Ending March 31	2nd Quarter Ending June 30	3rd Quarter Ending Sept. 30	4th Quarter Ending Dec. 31	Total	Unutilized Budget	Unpaid Utilizations	
																Due and Demandable	Not Yet Due and Demandable
1	2	3	4	5=[3+(-)4]	6	7	8	9	10=(6+7+8+9)	11	12	13	14	15=(11+12+13+14)	16=(5-10)	17	18
SUMMARY																	
A. AGENCY SPECIFIC BUDGET																	
Taxes, Insurance Premiums and Other Fees	5021500000	300,000.00	0.00	300,000.00	0.00	0.00	0.00	0.00	0.00	0.00	0.00	0.00	0.00	0.00	300,000.00	0.00	0.00
Expense	5021503000	300,000.00	0.00	300,000.00	0.00	0.00	0.00	0.00	0.00	0.00	0.00	0.00	0.00	0.00	300,000.00	0.00	0.00
Insurance Expense	5021503000	300,000.00	0.00	300,000.00	0.00	0.00	0.00	0.00	0.00	0.00	0.00	0.00	0.00	0.00	300,000.00	0.00	0.00
Other Maintenance and Operating Expenses	5029900000	28,303,000.00	25,873,201.08	54,176,201.08	1,733,599.49	0.00	0.00	0.00	1,733,599.49	1,733,599.49	0.00	0.00	0.00	1,733,599.49	52,442,601.59	0.00	0.00
Representation Expenses	5029903000	1,573,000.00	301,203.00	1,874,203.00	364,938.00	0.00	0.00	0.00	364,938.00	364,938.00	0.00	0.00	0.00	364,938.00	1,509,265.00	0.00	0.00
Representation Expenses	5029903000	1,573,000.00	301,203.00	1,874,203.00	364,938.00	0.00	0.00	0.00	364,938.00	364,938.00	0.00	0.00	0.00	364,938.00	1,509,265.00	0.00	0.00
Maintenance and Operating Expenses	5029999000	26,730,000.00	25,571,998.08	52,301,998.08	1,368,661.49	0.00	0.00	0.00	1,368,661.49	1,368,661.49	0.00	0.00	0.00	1,368,661.49	50,933,336.59	0.00	0.00
Maintenance and Operating Expenses	5029999099	26,730,000.00	25,571,998.08	52,301,998.08	1,368,661.49	0.00	0.00	0.00	1,368,661.49	1,368,661.49	0.00	0.00	0.00	1,368,661.49	50,933,336.59	0.00	0.00
Capital Outlays		20,500,000.00	33,235,786.39	53,735,786.39	292,072.13	0.00	0.00	0.00	292,072.13	292,072.13	0.00	0.00	0.00	292,072.13	53,443,714.26	0.00	0.00
Loans Outlay	5060200000	3,892,000.00	4,501.00	3,896,501.00	0.00	0.00	0.00	0.00	0.00	0.00	0.00	0.00	0.00	0.00	3,896,501.00	0.00	0.00
Loans Outlay - Others	5060299000	3,892,000.00	4,501.00	3,896,501.00	0.00	0.00	0.00	0.00	0.00	0.00	0.00	0.00	0.00	0.00	3,896,501.00	0.00	0.00
Loans Outlay - Others	5060299000	3,892,000.00	4,501.00	3,896,501.00	0.00	0.00	0.00	0.00	0.00	0.00	0.00	0.00	0.00	0.00	3,896,501.00	0.00	0.00
Property, Plant and Equipment Outlay	5060400000	16,608,000.00	26,731,285.39	43,339,285.39	292,072.13	0.00	0.00	0.00	292,072.13	292,072.13	0.00	0.00	0.00	292,072.13	43,047,213.26	0.00	0.00
Land Improvements Outlay	5060402000	2,108,000.00	2,782,028.70	4,890,028.70	0.00	0.00	0.00	0.00	0.00	0.00	0.00	0.00	0.00	0.00	4,890,028.70	0.00	0.00
Other Land Improvements	5060402099	2,108,000.00	2,782,028.70	4,890,028.70	0.00	0.00	0.00	0.00	0.00	0.00	0.00	0.00	0.00	0.00	4,890,028.70	0.00	0.00
Buildings and Other Structures	5060404000	14,500,000.00	14,249,256.69	28,749,256.69	292,072.13	0.00	0.00	0.00	292,072.13	292,072.13	0.00	0.00	0.00	292,072.13	28,457,184.56	0.00	0.00


SUMMARY OF APPROVED BUDGET, UTILIZATIONS, DISBURSEMENTS AND BALANCES BY OBJECT OF EXPENDITURES
 (For Off-Budgetary Funds)
 As at the Quarter Ending March 31, 2023


Department :State Universities and Colleges (SUCs)
 Agency :Kalinga State University
 Operating Unit :<not applicable>
 Organization Code :08 019 0000000
 Funding Cluster :05 Internally Generated Funds
 (e.g. UACS Fund Cluster: 05-Internally Generated Funds and 06-Business Related Funds)

Particulars	UACS CODE	Approved Budget			Utilizations					Disbursements					Balances		
		Approved Budgeted Revenue	Adjustments (Reductions, Modifications/ Augmentations)	Adjusted Budgeted Revenue	1st Quarter Ending March 31	2nd Quarter Ending June 30	3rd Quarter Ending Sept. 30	4th Quarter Ending Dec. 31	Total	1st Quarter Ending March 31	2nd Quarter Ending June 30	3rd Quarter Ending Sept. 30	4th Quarter Ending Dec. 31	Total	Unutilized Budget	Unpaid Utilizations	
																Due and Demandable	Not Yet Due and Demandable
1	2	3	4	5=[3+(-)4]	6	7	8	9	10=(6+7+8+9)	11	12	13	14	15=(11+12+13+14)	16=(5-10)	17	18
SUMMARY																	
A. AGENCY SPECIFIC BUDGET																	
Buildings	5060404001	14,500,000.00	13,284,122.03	27,784,122.03	292,072.13	0.00	0.00	0.00	292,072.13	292,072.13	0.00	0.00	0.00	292,072.13	27,492,049.90	0.00	0.00
Other Structures	5060404099	0.00	965,134.66	965,134.66	0.00	0.00	0.00	0.00	0.00	0.00	0.00	0.00	0.00	0.00	965,134.66	0.00	0.00
Transportation Equipment Outlay	5060406000	0.00	6,700,000.00	6,700,000.00	0.00	0.00	0.00	0.00	0.00	0.00	0.00	0.00	0.00	0.00	6,700,000.00	0.00	0.00
Motor Vehicles	5060406001	0.00	6,700,000.00	6,700,000.00	0.00	0.00	0.00	0.00	0.00	0.00	0.00	0.00	0.00	0.00	6,700,000.00	0.00	0.00
Other Property Plant and Equipment Outlay	5060409000	0.00	3,000,000.00	3,000,000.00	0.00	0.00	0.00	0.00	0.00	0.00	0.00	0.00	0.00	0.00	3,000,000.00	0.00	0.00
Other Property, Plant and Equipment	5060409099	0.00	3,000,000.00	3,000,000.00	0.00	0.00	0.00	0.00	0.00	0.00	0.00	0.00	0.00	0.00	3,000,000.00	0.00	0.00
Intangible Assets Outlay	5060600000	0.00	6,500,000.00	6,500,000.00	0.00	0.00	0.00	0.00	0.00	0.00	0.00	0.00	0.00	0.00	6,500,000.00	0.00	0.00
Other Intangible Assets	5060699000	0.00	6,500,000.00	6,500,000.00	0.00	0.00	0.00	0.00	0.00	0.00	0.00	0.00	0.00	0.00	6,500,000.00	0.00	0.00
Other Intangible Assets	5060699000	0.00	6,500,000.00	6,500,000.00	0.00	0.00	0.00	0.00	0.00	0.00	0.00	0.00	0.00	0.00	6,500,000.00	0.00	0.00
GRAND TOTAL		71,000,000.00	62,409,861.43	133,409,861.43	5,320,880.46	0.00	0.00	0.00	5,320,880.46	5,320,880.46	0.00	0.00	0.00	5,320,880.46	128,088,980.97	0.00	0.00

Certified Correct:

ELSIE P. ANDRES
 Budget Officer
 Date: 4/15/23 9:52 PM

Certified Correct:

ARNOLD A. TANDING, CPA, MBA
 Accountant III
 Date: 4/15/23 9:52 PM

Recommending Approval:

DANILO T. BUEN, MBA
 Director, FMS
 Date: 4/15/23 9:54 PM

Approved By:

EDUARDO T. BAGTANG, CPA, DBM
 SUC President III
 Date: 4/15/23 9:59 PM

This report was generated using the Unified Reporting System on 17/04/2023 15:21 version.FAR2A.1.1 ; Status : SUBMITTED

SUMMARY OF APPROVED BUDGET, UTILIZATIONS, DISBURSEMENTS AND BALANCES BY OBJECT OF EXPENDITURES
 (For Off-Budgetary Funds)
 As at the Quarter Ending March 31, 2023

Department :State Universities and Colleges (SUCs)
 Agency :Kalinga State University
 Operating Unit :<not applicable>
 Organization Code :08 019 0000000
 Funding Cluster :06 Business Related Funds
 (e.g. UACS Fund Cluster: 05-Internally Generated Funds and 06-Business Related Funds)

Particulars	UACS CODE	Approved Budget			Utilizations					Disbursements					Balances		
		Approved Budgeted Revenue	Adjustments (Reductions, Modifications/ Augmentations)	Adjusted Budgeted Revenue	1st Quarter Ending March 31	2nd Quarter Ending June 30	3rd Quarter Ending Sept. 30	4th Quarter Ending Dec. 31	Total	1st Quarter Ending March 31	2nd Quarter Ending June 30	3rd Quarter Ending Sept. 30	4th Quarter Ending Dec. 31	Total	Unutilized Budget	Unpaid Utilizations	
																Due and Demandable	Not Yet Due and Demandable
1	2	3	4	5=[3+(-)4]	6	7	8	9	10=(6+7+8+9)	11	12	13	14	15=(11+12+13+14)	16=(5-10)	17	18
SUMMARY																	
A. Agency Specific Budget																	
Maintenance and Other Operating Expenses		7,000,000.00	193,303.25	7,193,303.25	181,843.88	0.00	0.00	0.00	181,843.88	181,843.88	0.00	273,053.76	0.00	181,843.88	7,011,459.37	0.00	0.00
Supplies and Materials Expenses	5020300000	4,550,000.00	0.00	4,550,000.00	2,100.00	0.00	0.00	0.00	2,100.00	2,100.00	0.00	273,053.76	0.00	2,100.00	4,547,900.00	0.00	0.00
Office Supplies Expenses	5020301000	550,000.00	0.00	550,000.00	0.00	0.00	0.00	0.00	0.00	0.00	0.00	273,053.76	0.00	0.00	550,000.00	0.00	0.00
Office Supplies Expenses	5020301002	550,000.00	0.00	550,000.00	0.00	0.00	0.00	0.00	0.00	0.00	0.00	0.00	0.00	0.00	550,000.00	0.00	0.00
Fuel, Oil and Lubricants Expenses	5020309000	200,000.00	0.00	200,000.00	0.00	0.00	0.00	0.00	0.00	0.00	0.00	0.00	0.00	0.00	200,000.00	0.00	0.00
Fuel, Oil and Lubricants Expenses	5020309000	200,000.00	0.00	200,000.00	0.00	0.00	0.00	0.00	0.00	0.00	0.00	0.00	0.00	0.00	200,000.00	0.00	0.00
Other Supplies and Materials Expenses	5020399000	3,800,000.00	0.00	3,800,000.00	2,100.00	0.00	0.00	0.00	2,100.00	2,100.00	0.00	0.00	0.00	2,100.00	3,797,900.00	0.00	0.00
Other Supplies and Materials Expenses	5020399000	3,800,000.00	0.00	3,800,000.00	2,100.00	0.00	0.00	0.00	2,100.00	2,100.00	0.00	0.00	0.00	2,100.00	3,797,900.00	0.00	0.00
Utility Expenses	5020400000	250,000.00	0.00	250,000.00	0.00	0.00	0.00	0.00	0.00	0.00	0.00	0.00	0.00	0.00	250,000.00	0.00	0.00
Electricity Expenses	5020402000	250,000.00	0.00	250,000.00	0.00	0.00	0.00	0.00	0.00	0.00	0.00	0.00	0.00	0.00	250,000.00	0.00	0.00
Electricity Expenses	5020402000	250,000.00	0.00	250,000.00	0.00	0.00	0.00	0.00	0.00	0.00	0.00	0.00	0.00	0.00	250,000.00	0.00	0.00
Professional Services	5021100000	250,000.00	0.00	250,000.00	0.00	0.00	0.00	0.00	0.00	0.00	0.00	0.00	0.00	0.00	250,000.00	0.00	0.00
Other Professional Services	5021199000	250,000.00	0.00	250,000.00	0.00	0.00	0.00	0.00	0.00	0.00	0.00	0.00	0.00	0.00	250,000.00	0.00	0.00
Other Professional Services	5021199000	250,000.00	0.00	250,000.00	0.00	0.00	0.00	0.00	0.00	0.00	0.00	0.00	0.00	0.00	250,000.00	0.00	0.00
General Services	5021200000	1,200,000.00	193,303.25	1,393,303.25	179,743.88	0.00	0.00	0.00	179,743.88	179,743.88	0.00	0.00	0.00	179,743.88	1,213,559.37	0.00	0.00

SUMMARY OF APPROVED BUDGET, UTILIZATIONS, DISBURSEMENTS AND BALANCES BY OBJECT OF EXPENDITURES
 (For Off-Budgetary Funds)
 As at the Quarter Ending March 31, 2023

Department :State Universities and Colleges (SUCs)
 Agency :Kalinga State University
 Operating Unit :<not applicable>
 Organization Code :08 019 0000000
 Funding Cluster :06 Business Related Funds
 (e.g. UACS Fund Cluster: 05-Internally Generated Funds and 06-Business Related Funds)


Particulars	UACS CODE	Approved Budget			Utilizations					Disbursements					Balances		
		Approved Budgeted Revenue	Adjustments (Reductions, Modifications/ Augmentations)	Adjusted Budgeted Revenue	1st Quarter Ending March 31	2nd Quarter Ending June 30	3rd Quarter Ending Sept. 30	4th Quarter Ending Dec. 31	Total	1st Quarter Ending March 31	2nd Quarter Ending June 30	3rd Quarter Ending Sept. 30	4th Quarter Ending Dec. 31	Total	Unutilized Budget	Unpaid Utilizations	
																Due and Demandable	Not Yet Due and Demandable
1	2	3	4	5=[3+(-)4]	6	7	8	9	10=(6+7+8+9)	11	12	13	14	15=(11+12+13+14)	16=(5-10)	17	18
SUMMARY																	
A. Agency Specific Budget																	
Other General Services	5021299000	1,200,000.00	193,303.25	1,393,303.25	179,743.88	0.00	0.00	0.00	179,743.88	179,743.88	0.00	0.00	0.00	179,743.88	1,213,559.37	0.00	0.00
Other General Services	5021299099	1,200,000.00	193,303.25	1,393,303.25	179,743.88	0.00	0.00	0.00	179,743.88	179,743.88	0.00	0.00	0.00	179,743.88	1,213,559.37	0.00	0.00
Repairs and Maintenance	5021300000	350,000.00	0.00	350,000.00	0.00	0.00	0.00	0.00	0.00	0.00	0.00	0.00	0.00	0.00	350,000.00	0.00	0.00
Repairs and Maintenance - Buildings and Other Structures	5021304000	200,000.00	0.00	200,000.00	0.00	0.00	0.00	0.00	0.00	0.00	0.00	0.00	0.00	0.00	200,000.00	0.00	0.00
Buildings	5021304001	200,000.00	0.00	200,000.00	0.00	0.00	0.00	0.00	0.00	0.00	0.00	0.00	0.00	0.00	200,000.00	0.00	0.00
Repairs and Maintenance - Machinery and Equipment	5021305000	150,000.00	0.00	150,000.00	0.00	0.00	0.00	0.00	0.00	0.00	0.00	0.00	0.00	0.00	150,000.00	0.00	0.00
Machinery and Equipment	5021305099	150,000.00	0.00	150,000.00	0.00	0.00	0.00	0.00	0.00	0.00	0.00	0.00	0.00	0.00	150,000.00	0.00	0.00
Other Maintenance and Operating Expenses	5029900000	400,000.00	0.00	400,000.00	0.00	0.00	0.00	0.00	0.00	0.00	0.00	0.00	0.00	0.00	400,000.00	0.00	0.00
Maintenance and Operating Expenses	5029999000	400,000.00	0.00	400,000.00	0.00	0.00	0.00	0.00	0.00	0.00	0.00	0.00	0.00	0.00	400,000.00	0.00	0.00
Other Maintenance and Operating Expenses	5029999099	400,000.00	0.00	400,000.00	0.00	0.00	0.00	0.00	0.00	0.00	0.00	0.00	0.00	0.00	400,000.00	0.00	0.00
Capital Outlays		2,000,000.00	1,673,827.15	3,673,827.15	967,715.91	0.00	0.00	0.00	967,715.91	967,715.91	0.00	0.00	0.00	967,715.91	2,706,111.24	0.00	0.00
Property, Plant and Equipment Outlay	5060400000	2,000,000.00	1,673,827.15	3,673,827.15	967,715.91	0.00	0.00	0.00	967,715.91	967,715.91	0.00	0.00	0.00	967,715.91	2,706,111.24	0.00	0.00
Land Improvements Outlay	5060402000	0.00	1,000,000.00	1,000,000.00	967,715.91	0.00	0.00	0.00	967,715.91	967,715.91	0.00	0.00	0.00	967,715.91	32,284.09	0.00	0.00

SUMMARY OF APPROVED BUDGET, UTILIZATIONS, DISBURSEMENTS AND BALANCES BY OBJECT OF EXPENDITURES
 (For Off-Budgetary Funds)
 As at the Quarter Ending March 31, 2023


Department :State Universities and Colleges (SUCs)
 Agency :Kalinga State University
 Operating Unit :<not applicable>
 Organization Code :08 019 0000000
 Funding Cluster :06 Business Related Funds
 (e.g. UACS Fund Cluster: 05-Internally Generated Funds and 06-Business Related Funds)

Particulars	UACS CODE	Approved Budget			Utilizations					Disbursements					Balances		
		Approved Budgeted Revenue	Adjustments (Reductions, Modifications/ Augmentations)	Adjusted Budgeted Revenue	1st Quarter Ending March 31	2nd Quarter Ending June 30	3rd Quarter Ending Sept. 30	4th Quarter Ending Dec. 31	Total	1st Quarter Ending March 31	2nd Quarter Ending June 30	3rd Quarter Ending Sept. 30	4th Quarter Ending Dec. 31	Total	Unutilized Budget	Unpaid Utilizations	
																Due and Demandable	Not Yet Due and Demandable
1	2	3	4	5=[3+(-)4]	6	7	8	9	10=(6+7+8+9)	11	12	13	14	15=(11+12+13+14)	16=(5-10)	17	18
SUMMARY																	
A. Agency Specific Budget																	
Other Land Improvements	5060402099	0.00	1,000,000.00	1,000,000.00	967,715.91	0.00	0.00	0.00	967,715.91	967,715.91	0.00	0.00	0.00	967,715.91	32,284.09	0.00	0.00
Buildings and Other Structures	5060404000	1,000,000.00	0.00	1,000,000.00	0.00	0.00	0.00	0.00	0.00	0.00	0.00	0.00	0.00	0.00	1,000,000.00	0.00	0.00
Buildings	5060404001	1,000,000.00	0.00	1,000,000.00	0.00	0.00	0.00	0.00	0.00	0.00	0.00	0.00	0.00	0.00	1,000,000.00	0.00	0.00
Other Property, Plant and Equipment Outlay	5060409000	1,000,000.00	223,827.15	1,223,827.15	0.00	0.00	0.00	0.00	0.00	0.00	0.00	0.00	0.00	0.00	1,223,827.15	0.00	0.00
Other Property, Plant and Equipment	5060409099	1,000,000.00	223,827.15	1,223,827.15	0.00	0.00	0.00	0.00	0.00	0.00	0.00	0.00	0.00	0.00	1,223,827.15	0.00	0.00
Bearer Biological Assets Outlay	5060501000	0.00	450,000.00	450,000.00	0.00	0.00	0.00	0.00	0.00	0.00	0.00	0.00	0.00	0.00	450,000.00	0.00	0.00
Biological Assets	5060501099	0.00	450,000.00	450,000.00	0.00	0.00	0.00	0.00	0.00	0.00	0.00	0.00	0.00	0.00	450,000.00	0.00	0.00
GRAND TOTAL		9,000,000.00	1,867,130.40	10,867,130.40	1,149,559.79	0.00	0.00	0.00	1,149,559.79	1,149,559.79	0.00	273,053.76	0.00	1,149,559.79	9,717,570.61	0.00	0.00


Certified Correct:


ELSIE P. ANDRES
 Budget Officer
 Date: 4/15/23 9:52 PM


Certified Correct:


ARNOLD A. TANDING, CPA, MBA
 Accountant III
 Date: 4/15/23 9:52 PM

Recommending Approval:


DANILO T. BUEN, MBA
 Director, FMS
 Date: 4/15/23 9:54 PM

Approved By:


EDUARDO T. BAGTANG, CPA, DBM
 SUC President III
 Date: 4/15/23 9:59 PM

This report was generated using the Unified Reporting System on 17/04/2023 15:25 version.FAR2A.1.1 ; Status : SUBMITTED