

STATEMENT OF APPROVED BUDGET, UTILIZATIONS, DISBURSEMENTS AND BALANCES FOR TRUST RECEIPTS
 (for Implementing Agency use only)
As at the Quarter Ending March 31, 2020

Department : **State Universities and Colleges (SUCs)**
 Agency : **Kalinga State University**
 Operating Unit : **<not applicable>**
 Organization Code: **08 019 0000000**
 Funding Cluster: **07 - Trust Receipts**
 (e.g. UACS Fund Cluster: 05-Internally Generated Funds and 06-Business Related Funds)

X	Inter Agency Fund Transfer
	Grants and Donations (Less than 12 months)

Source Agencies and Projects	UACS CODE	Approved Budget			Utilizations					Disbursements					Balances		
		Approved Budgeted Revenue	Adjustments (Reductions, Modifications/ Augmentations)	Adjusted Budgeted Revenue	1st Quarter Ending March 31	2nd Quarter Ending June 30	3rd Quarter Ending Sept. 30	4th Quarter Ending Dec. 31	Total	1st Quarter Ending March 31	2nd Quarter Ending June 30	3rd Quarter Ending Sept. 30	4th Quarter Ending Dec. 31	Total	Unutilized Budget	Unpaid Utilizations	
																Due and Demandable	Not Yet Due and Demandable
1	2	3	4	5=[(3+(-)4)]	6	7	8	9	10=(6+7+8+9)	11	12	13	14	15=(11+12+13+14)	16	17	18
Commission on Higher Education		10,000,000.00	0.00	10,000,000.00	0.00	0.00	0.00	0.00	0.00	0.00	0.00	0.00	0.00	0.00	10,000,000.00	0.00	0.00
HEDF-Funded Projects		10,000,000.00	0.00	10,000,000.00	0.00	0.00	0.00	0.00	0.00	0.00	0.00	0.00	0.00	0.00	10,000,000.00	0.00	0.00
PS		0.00	0.00	0.00	0.00	0.00	0.00	0.00	0.00	0.00	0.00	0.00	0.00	0.00	0.00	0.00	0.00
MOOE		10,000,000.00	0.00	10,000,000.00	0.00	0.00	0.00	0.00	0.00	0.00	0.00	0.00	0.00	0.00	10,000,000.00	0.00	0.00
CO		0.00	0.00	0.00	0.00	0.00	0.00	0.00	0.00	0.00	0.00	0.00	0.00	0.00	0.00	0.00	0.00
Commission on Higher Education		741,600.00	0.00	741,600.00	0.00	0.00	0.00	0.00	0.00	0.00	0.00	0.00	0.00	0.00	741,600.00	0.00	0.00
Tertiary Education Subsidy		741,600.00	0.00	741,600.00	0.00	0.00	0.00	0.00	0.00	0.00	0.00	0.00	0.00	0.00	741,600.00	0.00	0.00
PS		0.00	0.00	0.00	0.00	0.00	0.00	0.00	0.00	0.00	0.00	0.00	0.00	0.00	0.00	0.00	0.00
MOOE		741,600.00	0.00	741,600.00	0.00	0.00	0.00	0.00	0.00	0.00	0.00	0.00	0.00	0.00	741,600.00	0.00	0.00
CO		0.00	0.00	0.00	0.00	0.00	0.00	0.00	0.00	0.00	0.00	0.00	0.00	0.00	0.00	0.00	0.00
Department of Science and Technology (DOST)		550,000.00	0.00	550,000.00	0.00	0.00	0.00	0.00	0.00	0.00	0.00	0.00	0.00	0.00	550,000.00	0.00	0.00
Strengthening Silk Production in the Cordillera Region		550,000.00	0.00	550,000.00	0.00	0.00	0.00	0.00	0.00	0.00	0.00	0.00	0.00	0.00	550,000.00	0.00	0.00
PS		0.00	0.00	0.00	0.00	0.00	0.00	0.00	0.00	0.00	0.00	0.00	0.00	0.00	0.00	0.00	0.00
MOOE		550,000.00	0.00	550,000.00	0.00	0.00	0.00	0.00	0.00	0.00	0.00	0.00	0.00	0.00	550,000.00	0.00	0.00
CO		0.00	0.00	0.00	0.00	0.00	0.00	0.00	0.00	0.00	0.00	0.00	0.00	0.00	0.00	0.00	0.00
DOST-PCAARRD		847,123.71	0.00	847,123.71	323,150.18	0.00	0.00	0.00	323,150.18	323,150.18	0.00	0.00	0.00	323,150.18	523,973.53	0.00	0.00
Disaster Risk Reduction of Climate Change Impacts on Vulnerable Coffee Farms in Kalinga		847,123.71	0.00	847,123.71	323,150.18	0.00	0.00	0.00	323,150.18	323,150.18	0.00	0.00	0.00	323,150.18	523,973.53	0.00	0.00
PS		0.00	0.00	0.00	0.00	0.00	0.00	0.00	0.00	0.00	0.00	0.00	0.00	0.00	0.00	0.00	0.00
MOOE		847,123.71	0.00	847,123.71	323,150.18	0.00	0.00	0.00	323,150.18	323,150.18	0.00	0.00	0.00	323,150.18	523,973.53	0.00	0.00
CO		0.00	0.00	0.00	0.00	0.00	0.00	0.00	0.00	0.00	0.00	0.00	0.00	0.00	0.00	0.00	0.00

STATEMENT OF APPROVED BUDGET, UTILIZATIONS, DISBURSEMENTS AND BALANCES FOR TRUST RECEIPTS
 (for Implementing Agency use only)
As at the Quarter Ending March 31, 2020

Department : **State Universities and Colleges (SUCs)**
 Agency : **Kalinga State University**
 Operating Unit : **<not applicable>**
 Organization Code: **08 019 0000000**
 Funding Cluster: **07 - Trust Receipts**
 (e.g. UACS Fund Cluster: 05-Internally Generated Funds and 06-Business Related Funds)

X	Inter Agency Fund Transfer
	Grants and Donations (Less than 12 months)

Source Agencies and Projects	UACS CODE	Approved Budget			Utilizations					Disbursements					Balances		
		Approved Budgeted Revenue	Adjustments (Reductions, Modifications/ Augmentations)	Adjusted Budgeted Revenue	1st Quarter Ending March 31	2nd Quarter Ending June 30	3rd Quarter Ending Sept. 30	4th Quarter Ending Dec. 31	Total	1st Quarter Ending March 31	2nd Quarter Ending June 30	3rd Quarter Ending Sept. 30	4th Quarter Ending Dec. 31	Total	Unutilized Budget	Unpaid Utilizations	
																Due and Demandable	Not Yet Due and Demandable
1	2	3	4	5=[(3+(-)4)]	6	7	8	9	10=(6+7+8+9)	11	12	13	14	15=(11+12+13+14)	16	17	18
Cordillera Regional Health Research & Development Consortium		608,767.38	0.00	608,767.38	155,400.00	0.00	0.00	0.00	155,400.00	155,400.00	0.00	0.00	0.00	155,400.00	453,367.38	0.00	0.00
Documentation of Ethnomedicinal Plants Used By The Subtribes of Lower Kalinga		608,767.38	0.00	608,767.38	155,400.00	0.00	0.00	0.00	155,400.00	155,400.00	0.00	0.00	0.00	155,400.00	453,367.38	0.00	0.00
PS		0.00	0.00	0.00	0.00	0.00	0.00	0.00	0.00	0.00	0.00	0.00	0.00	0.00	0.00	0.00	0.00
MOOE		608,767.38	0.00	608,767.38	155,400.00	0.00	0.00	0.00	155,400.00	155,400.00	0.00	0.00	0.00	155,400.00	453,367.38	0.00	0.00
CO		0.00	0.00	0.00	0.00	0.00	0.00	0.00	0.00	0.00	0.00	0.00	0.00	0.00	0.00	0.00	0.00
Department of Agriculture		20,061.41	0.00	20,061.41	0.00	0.00	0.00	0.00	0.00	0.00	0.00	0.00	0.00	0.00	20,061.41	0.00	0.00
Production of Coffee Seedlings		20,061.41	0.00	20,061.41	0.00	0.00	0.00	0.00	0.00	0.00	0.00	0.00	0.00	0.00	20,061.41	0.00	0.00
PS		0.00	0.00	0.00	0.00	0.00	0.00	0.00	0.00	0.00	0.00	0.00	0.00	0.00	0.00	0.00	0.00
MOOE		20,061.41	0.00	20,061.41	0.00	0.00	0.00	0.00	0.00	0.00	0.00	0.00	0.00	0.00	20,061.41	0.00	0.00
CO		0.00	0.00	0.00	0.00	0.00	0.00	0.00	0.00	0.00	0.00	0.00	0.00	0.00	0.00	0.00	0.00
Commission on Higher Education		88,846.00	0.00	88,846.00	0.00	0.00	0.00	0.00	0.00	0.00	0.00	0.00	0.00	0.00	88,846.00	0.00	0.00
National Agriculture and Fisheries Education System (NAFES)		88,846.00	0.00	88,846.00	0.00	0.00	0.00	0.00	0.00	0.00	0.00	0.00	0.00	0.00	88,846.00	0.00	0.00
PS		0.00	0.00	0.00	0.00	0.00	0.00	0.00	0.00	0.00	0.00	0.00	0.00	0.00	0.00	0.00	0.00
MOOE		88,846.00	0.00	88,846.00	0.00	0.00	0.00	0.00	0.00	0.00	0.00	0.00	0.00	0.00	88,846.00	0.00	0.00
CO		0.00	0.00	0.00	0.00	0.00	0.00	0.00	0.00	0.00	0.00	0.00	0.00	0.00	0.00	0.00	0.00
DOST-PCAARRD		288,580.28	0.00	288,580.28	0.00	0.00	0.00	0.00	0.00	0.00	0.00	0.00	0.00	0.00	288,580.28	0.00	0.00

STATEMENT OF APPROVED BUDGET, UTILIZATIONS, DISBURSEMENTS AND BALANCES FOR TRUST RECEIPTS
 (for Implementing Agency use only)
As at the Quarter Ending March 31, 2020

Department : **State Universities and Colleges (SUCs)**
 Agency : **Kalinga State University**
 Operating Unit : **<not applicable>**
 Organization Code: **08 019 0000000**
 Funding Cluster: **07 - Trust Receipts**

X	Inter Agency Fund Transfer
	Grants and Donations (Less than 12 months)

(e.g. UACS Fund Cluster: 05-Internally Generated Funds and 06-Business Related Funds)

Source Agencies and Projects	UACS CODE	Approved Budget			Utilizations					Disbursements					Balances		
		Approved Budgeted Revenue	Adjustments (Reductions, Modifications/Augmentations)	Adjusted Budgeted Revenue	1st Quarter Ending March 31	2nd Quarter Ending June 30	3rd Quarter Ending Sept. 30	4th Quarter Ending Dec. 31	Total	1st Quarter Ending March 31	2nd Quarter Ending June 30	3rd Quarter Ending Sept. 30	4th Quarter Ending Dec. 31	Total	Unutilized Budget	Unpaid Utilizations	
																Due and Demandable	Not Yet Due and Demandable
1	2	3	4	5=[(3+(-)4)]	6	7	8	9	10=(6+7+8+9)	11	12	13	14	15=(11+12+13+14)	16	17	18
Conservation, Improvement and Profitable Utilization of the Philippine Native Pigs - Organized Breeding and Selection for the Establishment of Breeding True-to-Type Native Pig Populations in the Cordillera Administrative Region, Cagayan Valley, Calabarzon and Mimaropa Regions		288,580.28	0.00	288,580.28	0.00	0.00	0.00	0.00	0.00	0.00	0.00	0.00	0.00	0.00	288,580.28	0.00	0.00
PS		0.00	0.00	0.00	0.00	0.00	0.00	0.00	0.00	0.00	0.00	0.00	0.00	0.00	0.00	0.00	0.00
MOOE		288,580.28	0.00	288,580.28	0.00	0.00	0.00	0.00	0.00	0.00	0.00	0.00	0.00	0.00	288,580.28	0.00	0.00
CO		0.00	0.00	0.00	0.00	0.00	0.00	0.00	0.00	0.00	0.00	0.00	0.00	0.00	0.00	0.00	0.00
DOST-PCAARRD		674,184.68	0.00	674,184.68	0.00	0.00	0.00	0.00	0.00	0.00	0.00	0.00	0.00	0.00	674,184.68	0.00	0.00
Conservation, Improvement and Profitable Utilization of the Philippine Native Pigs - Local Resource-Based Free Range Production Management Protocols and Systems for Breeder and Slaughter Native Pigs		674,184.68	0.00	674,184.68	0.00	0.00	0.00	0.00	0.00	0.00	0.00	0.00	0.00	0.00	674,184.68	0.00	0.00
PS		0.00	0.00	0.00	0.00	0.00	0.00	0.00	0.00	0.00	0.00	0.00	0.00	0.00	0.00	0.00	0.00
MOOE		674,184.68	0.00	674,184.68	0.00	0.00	0.00	0.00	0.00	0.00	0.00	0.00	0.00	0.00	674,184.68	0.00	0.00
CO		0.00	0.00	0.00	0.00	0.00	0.00	0.00	0.00	0.00	0.00	0.00	0.00	0.00	0.00	0.00	0.00

STATEMENT OF APPROVED BUDGET, UTILIZATIONS, DISBURSEMENTS AND BALANCES FOR TRUST RECEIPTS
 (for Implementing Agency use only)
As at the Quarter Ending March 31, 2020

Department : **State Universities and Colleges (SUCs)**
 Agency : **Kalinga State University**
 Operating Unit : **<not applicable>**
 Organization Code: **08 019 0000000**
 Funding Cluster: **07 - Trust Receipts**
 (e.g. UACS Fund Cluster: 05-Internally Generated Funds and 06-Business Related Funds)

X	Inter Agency Fund Transfer
	Grants and Donations (Less than 12 months)

Source Agencies and Projects	UACS CODE	Approved Budget			Utilizations					Disbursements					Balances		
		Approved Budgeted Revenue	Adjustments (Reductions, Modifications/ Augmentations)	Adjusted Budgeted Revenue	1st Quarter Ending March 31	2nd Quarter Ending June 30	3rd Quarter Ending Sept. 30	4th Quarter Ending Dec. 31	Total	1st Quarter Ending March 31	2nd Quarter Ending June 30	3rd Quarter Ending Sept. 30	4th Quarter Ending Dec. 31	Total	Unutilized Budget	Unpaid Utilizations	
																Due and Demandable	Not Yet Due and Demandable
1	2	3	4	5=[(3+(-)4)]	6	7	8	9	10=(6+7+8+9)	11	12	13	14	15=(11+12+13+14)	16	17	18
Department of Agriculture		14,150.97	0.00	14,150.97	4,000.00	0.00	0.00	0.00	4,000.00	4,000.00	0.00	0.00	0.00	4,000.00	10,150.97	0.00	0.00
Raising Productivity and Enriching the Legacy of Heirloom/Traditional Rice through Empowering Communities in Unfavorable Rice-based Ecosystem		14,150.97	0.00	14,150.97	4,000.00	0.00	0.00	0.00	4,000.00	4,000.00	0.00	0.00	0.00	4,000.00	10,150.97	0.00	0.00
PS		0.00	0.00	0.00	0.00	0.00	0.00	0.00	0.00	0.00	0.00	0.00	0.00	0.00	0.00	0.00	0.00
MOOE		14,150.97	0.00	14,150.97	4,000.00	0.00	0.00	0.00	4,000.00	4,000.00	0.00	0.00	0.00	4,000.00	10,150.97	0.00	0.00
CO		0.00	0.00	0.00	0.00	0.00	0.00	0.00	0.00	0.00	0.00	0.00	0.00	0.00	0.00	0.00	0.00
DOST-PCAARRD		1,046,575.38	0.00	1,046,575.38	161,136.74	0.00	0.00	0.00	161,136.74	161,136.74	0.00	0.00	0.00	161,136.74	885,438.64	0.00	0.00
Saving the Heirloom Com Varieties of Kalinga Province		1,046,575.38	0.00	1,046,575.38	161,136.74	0.00	0.00	0.00	161,136.74	161,136.74	0.00	0.00	0.00	161,136.74	885,438.64	0.00	0.00
PS		0.00	0.00	0.00	0.00	0.00	0.00	0.00	0.00	0.00	0.00	0.00	0.00	0.00	0.00	0.00	0.00
MOOE		1,046,575.38	0.00	1,046,575.38	161,136.74	0.00	0.00	0.00	161,136.74	161,136.74	0.00	0.00	0.00	161,136.74	885,438.64	0.00	0.00
CO		0.00	0.00	0.00	0.00	0.00	0.00	0.00	0.00	0.00	0.00	0.00	0.00	0.00	0.00	0.00	0.00
DOST-PCAARRD		323,150.18	0.00	323,150.18	323,150.18	0.00	0.00	0.00	323,150.18	323,150.18	0.00	0.00	0.00	323,150.18	0.00	0.00	0.00
Disaster Risk Reduction of Climate Change Impacts on Vulnerable Coffee Farms in Kalinga		323,150.18	0.00	323,150.18	323,150.18	0.00	0.00	0.00	323,150.18	323,150.18	0.00	0.00	0.00	323,150.18	0.00	0.00	0.00
PS		0.00	0.00	0.00	0.00	0.00	0.00	0.00	0.00	0.00	0.00	0.00	0.00	0.00	0.00	0.00	0.00
MOOE		323,150.18	0.00	323,150.18	323,150.18	0.00	0.00	0.00	323,150.18	323,150.18	0.00	0.00	0.00	323,150.18	0.00	0.00	0.00
CO		0.00	0.00	0.00	0.00	0.00	0.00	0.00	0.00	0.00	0.00	0.00	0.00	0.00	0.00	0.00	0.00
DOST-PCAARRD		1,655,486.55	0.00	1,655,486.55	0.00	0.00	0.00	0.00	0.00	0.00	0.00	0.00	0.00	0.00	1,655,486.55	0.00	0.00
Upgrading of YOOKAH Native Pig Nucleus Farm in CAR		1,655,486.55	0.00	1,655,486.55	0.00	0.00	0.00	0.00	0.00	0.00	0.00	0.00	0.00	0.00	1,655,486.55	0.00	0.00
PS		0.00	0.00	0.00	0.00	0.00	0.00	0.00	0.00	0.00	0.00	0.00	0.00	0.00	0.00	0.00	0.00

STATEMENT OF APPROVED BUDGET, UTILIZATIONS, DISBURSEMENTS AND BALANCES FOR TRUST RECEIPTS
(for Implementing Agency use only)
As at the Quarter Ending March 31, 2020

Department : **State Universities and Colleges (SUCs)**
 Agency : **Kalinga State University**
 Operating Unit : **<not applicable>**
 Organization Code: **08 019 0000000**
 Funding Cluster: **07 - Trust Receipts**
 (e.g. UACS Fund Cluster: 05-Internally Generated Funds and 06-Business Related Funds)

X	Inter Agency Fund Transfer
	Grants and Donations (Less than 12 months)


Source Agencies and Projects	UACS CODE	Approved Budget			Utilizations					Disbursements					Balances		
		Approved Budgeted Revenue	Adjustments (Reductions, Modifications/Augmentations)	Adjusted Budgeted Revenue	1st Quarter Ending March 31	2nd Quarter Ending June 30	3rd Quarter Ending Sept. 30	4th Quarter Ending Dec. 31	Total	1st Quarter Ending March 31	2nd Quarter Ending June 30	3rd Quarter Ending Sept. 30	4th Quarter Ending Dec. 31	Total	Unutilized Budget	Unpaid Utilizations	
																Due and Demandable	Not Yet Due and Demandable
1	2	3	4	5=([3+(-)4])	6	7	8	9	10=(6+7+8+9)	11	12	13	14	15=(11+12+13+14)	16	17	18
MOOE		275,486.55	0.00	275,486.55	0.00	0.00	0.00	0.00	0.00	0.00	0.00	0.00	0.00	0.00	275,486.55	0.00	0.00
CO		1,380,000.00	0.00	1,380,000.00	0.00	0.00	0.00	0.00	0.00	0.00	0.00	0.00	0.00	0.00	1,380,000.00	0.00	0.00
Komisyon sa Wikang Filipino		67,906.50	0.00	67,906.50	0.00	0.00	0.00	0.00	0.00	0.00	0.00	0.00	0.00	0.00	67,906.50	0.00	0.00
Panukalang Proyekto Para Sa Lingguwistikong Etnograpiya Ng Filipinas		67,906.50	0.00	67,906.50	0.00	0.00	0.00	0.00	0.00	0.00	0.00	0.00	0.00	0.00	67,906.50	0.00	0.00
PS		0.00	0.00	0.00	0.00	0.00	0.00	0.00	0.00	0.00	0.00	0.00	0.00	0.00	0.00	0.00	0.00
MOOE		67,906.50	0.00	67,906.50	0.00	0.00	0.00	0.00	0.00	0.00	0.00	0.00	0.00	0.00	67,906.50	0.00	0.00
CO		0.00	0.00	0.00	0.00	0.00	0.00	0.00	0.00	0.00	0.00	0.00	0.00	0.00	0.00	0.00	0.00
TESDA-Kalinga		475,859.57	0.00	475,859.57	63,764.00	0.00	0.00	120,009.37	183,773.37	63,764.00	0.00	0.00	120,009.37	183,773.37	292,086.20	0.00	0.00
Training for Work Scholarship Program (TWSP)		475,859.57	0.00	475,859.57	63,764.00	0.00	0.00	120,009.37	183,773.37	63,764.00	0.00	0.00	120,009.37	183,773.37	292,086.20	0.00	0.00
PS		0.00	0.00	0.00	0.00	0.00	0.00	0.00	0.00	0.00	0.00	0.00	0.00	0.00	0.00	0.00	0.00
MOOE		475,859.57	0.00	475,859.57	63,764.00	0.00	0.00	120,009.37	183,773.37	63,764.00	0.00	0.00	120,009.37	183,773.37	292,086.20	0.00	0.00
CO		0.00	0.00	0.00	0.00	0.00	0.00	0.00	0.00	0.00	0.00	0.00	0.00	0.00	0.00	0.00	0.00
TESDA-CAR		1,197,545.00	0.00	1,197,545.00	787,718.00	0.00	0.00	0.00	787,718.00	787,718.00	0.00	0.00	0.00	787,718.00	409,827.00	0.00	0.00
Implementation of Free TVET under the Universal Access to Quality Tertiary Education Act (UAQTEA) in State-run Technical Vocational Institutions (STVIs)		1,197,545.00	0.00	1,197,545.00	787,718.00	0.00	0.00	0.00	787,718.00	787,718.00	0.00	0.00	0.00	787,718.00	409,827.00	0.00	0.00
PS		0.00	0.00	0.00	0.00	0.00	0.00	0.00	0.00	0.00	0.00	0.00	0.00	0.00	0.00	0.00	0.00
MOOE		1,197,545.00	0.00	1,197,545.00	787,718.00	0.00	0.00	0.00	787,718.00	787,718.00	0.00	0.00	0.00	787,718.00	409,827.00	0.00	0.00
CO		0.00	0.00	0.00	0.00	0.00	0.00	0.00	0.00	0.00	0.00	0.00	0.00	0.00	0.00	0.00	0.00
Department of Education		1,092,125.00	0.00	1,092,125.00	0.00	0.00	0.00	0.00	0.00	0.00	0.00	0.00	0.00	0.00	1,092,125.00	0.00	0.00
Senior High School		1,092,125.00	0.00	1,092,125.00	0.00	0.00	0.00	0.00	0.00	0.00	0.00	0.00	0.00	0.00	1,092,125.00	0.00	0.00
PS		0.00	0.00	0.00	0.00	0.00	0.00	0.00	0.00	0.00	0.00	0.00	0.00	0.00	0.00	0.00	0.00


STATEMENT OF APPROVED BUDGET, UTILIZATIONS, DISBURSEMENTS AND BALANCES FOR TRUST RECEIPTS
(for Implementing Agency use only)
As at the Quarter Ending March 31, 2020


Department : **State Universities and Colleges (SUCs)**
 Agency : **Kalinga State University**
 Operating Unit : **<not applicable>**
 Organization Code: **08 019 0000000**
 Funding Cluster: **07 - Trust Receipts**
 (e.g. UACS Fund Cluster: 05-Internally Generated Funds and 06-Business Related Funds)


X	Inter Agency Fund Transfer
	Grants and Donations (Less than 12 months)

Source Agencies and Projects	UACS CODE	Approved Budget			Utilizations					Disbursements					Balances		
		Approved Budgeted Revenue	Adjustments (Reductions, Modifications/ Augmentations)	Adjusted Budgeted Revenue	1st Quarter Ending March 31	2nd Quarter Ending June 30	3rd Quarter Ending Sept. 30	4th Quarter Ending Dec. 31	Total	1st Quarter Ending March 31	2nd Quarter Ending June 30	3rd Quarter Ending Sept. 30	4th Quarter Ending Dec. 31	Total	Unutilized Budget	Unpaid Utilizations	
																Due and Demandable	Not Yet Due and Demandable
1	2	3	4	5=[(3+(-)4)]	6	7	8	9	10=(6+7+8+9)	11	12	13	14	15=(11+12+13+14)	16	17	18
MOOE		1,092,125.00	0.00	1,092,125.00	0.00	0.00	0.00	0.00	0.00	0.00	0.00	0.00	0.00	0.00	1,092,125.00	0.00	0.00
CO		0.00	0.00	0.00	0.00	0.00	0.00	0.00	0.00	0.00	0.00	0.00	0.00	0.00	0.00	0.00	0.00
Commission on Higher Education		17,038,411.00	0.00	17,038,411.00	13,154,270.00	0.00	0.00	0.00	13,154,270.00	13,154,270.00	0.00	0.00	0.00	13,154,270.00	3,884,141.00	0.00	0.00
Free Tuition		17,038,411.00	0.00	17,038,411.00	13,154,270.00	0.00	0.00	0.00	13,154,270.00	13,154,270.00	0.00	0.00	0.00	13,154,270.00	3,884,141.00	0.00	0.00
PS		0.00	0.00	0.00	0.00	0.00	0.00	0.00	0.00	0.00	0.00	0.00	0.00	0.00	0.00	0.00	0.00
MOOE		17,038,411.00	0.00	17,038,411.00	13,154,270.00	0.00	0.00	0.00	13,154,270.00	13,154,270.00	0.00	0.00	0.00	13,154,270.00	3,884,141.00	0.00	0.00
CO		0.00	0.00	0.00	0.00	0.00	0.00	0.00	0.00	0.00	0.00	0.00	0.00	0.00	0.00	0.00	0.00
Commission on Higher Education		47,297,600.00	0.00	47,297,600.00	20,620,000.00	0.00	0.00	0.00	20,620,000.00	20,620,000.00	0.00	0.00	0.00	20,620,000.00	26,677,600.00	0.00	0.00
Tertiary Education Subsidy		47,297,600.00	0.00	47,297,600.00	20,620,000.00	0.00	0.00	0.00	20,620,000.00	20,620,000.00	0.00	0.00	0.00	20,620,000.00	26,677,600.00	0.00	0.00
PS		0.00	0.00	0.00	0.00	0.00	0.00	0.00	0.00	0.00	0.00	0.00	0.00	0.00	0.00	0.00	0.00
MOOE		47,297,600.00	0.00	47,297,600.00	20,620,000.00	0.00	0.00	0.00	20,620,000.00	20,620,000.00	0.00	0.00	0.00	20,620,000.00	26,677,600.00	0.00	0.00
CO		0.00	0.00	0.00	0.00	0.00	0.00	0.00	0.00	0.00	0.00	0.00	0.00	0.00	0.00	0.00	0.00
Commission on Higher Education		3,790,400.00	0.00	3,790,400.00	2,866,422.14	0.00	0.00	0.00	2,866,422.14	2,866,422.14	0.00	0.00	0.00	2,866,422.14	923,977.86	0.00	0.00
ESGP-PA		3,790,400.00	0.00	3,790,400.00	2,866,422.14	0.00	0.00	0.00	2,866,422.14	2,866,422.14	0.00	0.00	0.00	2,866,422.14	923,977.86	0.00	0.00
PS		0.00	0.00	0.00	0.00	0.00	0.00	0.00	0.00	0.00	0.00	0.00	0.00	0.00	0.00	0.00	0.00
MOOE		3,790,400.00	0.00	3,790,400.00	2,866,422.14	0.00	0.00	0.00	2,866,422.14	2,866,422.14	0.00	0.00	0.00	2,866,422.14	923,977.86	0.00	0.00
CO		0.00	0.00	0.00	0.00	0.00	0.00	0.00	0.00	0.00	0.00	0.00	0.00	0.00	0.00	0.00	0.00
TOTAL		12,264,903.04	0.00	12,264,903.04	4,620,977.24	0.00	0.00	0.00	4,620,977.24	4,620,977.24	0.00	0.00	0.00	4,620,977.24	7,643,925.80	0.00	0.00
PS		0.00	0.00	0.00	0.00	0.00	0.00	0.00	0.00	0.00	0.00	0.00	0.00	0.00	0.00	0.00	0.00
MOOE		10,884,903.04	0.00	10,884,903.04	4,620,977.24	0.00	0.00	0.00	4,620,977.24	4,620,977.24	0.00	0.00	0.00	4,620,977.24	6,263,925.80	0.00	0.00
CO		1,380,000.00	0.00	1,380,000.00	0.00	0.00	0.00	0.00	0.00	0.00	0.00	0.00	0.00	1,380,000.00	0.00	0.00	0.00

Certified Correct:

ELSIE P. ANDRES
 Budget Officer

Certified Correct:

ARNOLD A. TANDING, CPA, MBA
 Accountant III

Recommending Approval:

DANILO T. BUEN, MBA
 Director, FMS

Approved By:

EDUARDO T. BAGTANG, CPA, DBM
 SUC President III