

STATEMENT OF APPROVED BUDGET, UTILIZATIONS, DISBURSEMENTS AND BALANCES FOR TRUST RECEIPTS

(for Implementing Agency use only)

As at the Quarter Ending March 31, 2021

Department : State Universities and Colleges (SUCs)

Agency : Kalinga State University

Operating Unit : <not applicable>

Organization Code: 08 019 0000000

Funding Cluster: 07 - Trust Receipts

(e.g. UACS Fund Cluster: 05-Internally Generated Funds and 06-Business Related Funds)

X	Inter Agency Fund Transfer
	Grants and Donations (Less than 12 months)

Source Agencies and Projects	UACS CODE	Approved Budget			Utilizations					Disbursements					Balances		
		Approved Budgeted Revenue	Adjustments (Reductions, Modifications/ Augmentations)	Adjusted Budgeted Revenue	1st Quarter Ending March 31	2nd Quarter Ending June 30	3rd Quarter Ending Sept. 30	4th Quarter Ending Dec. 31	Total	1st Quarter Ending March 31	2nd Quarter Ending June 30	3rd Quarter Ending Sept. 30	4th Quarter Ending Dec. 31	Total	Unutilized Budget	Unpaid Utilizations	
																Due and Demandable	Not Yet Due and Demandabl
1	2	3	4	5=[(3+(-)4)]	6	7	8	9	10=(6+7+8+9)	11	12	13	14	15=(11+12+13+14)	16	17	18
<b>Komisyon sa Wikang Filipino</b>		75,017.40	0.00	75,017.40	0.00	0.00	0.00	0.00	0.00	0.00	0.00	0.00	0.00	0.00	75,017.40	0.00	0.00
Panukalang Proyekto Para Sa Lingguwistikong Etnograpiya Ng Filipinas		75,017.40	0.00	75,017.40	0.00	0.00	0.00	0.00	0.00	0.00	0.00	0.00	0.00	0.00	75,017.40	0.00	0.00
MOOE		75,017.40	0.00	75,017.40	0.00	0.00	0.00	0.00	0.00	0.00	0.00	0.00	0.00	0.00	75,017.40	0.00	0.00
CO		0.00	0.00	0.00	0.00	0.00	0.00	0.00	0.00	0.00	0.00	0.00	0.00	0.00	0.00	0.00	0.00
<b>Commission on Higher Education</b>		30,000.00	0.00	30,000.00	0.00	0.00	0.00	0.00	0.00	0.00	0.00	0.00	0.00	0.00	30,000.00	0.00	0.00
HEDF-Funded Project		30,000.00	0.00	30,000.00	0.00	0.00	0.00	0.00	0.00	0.00	0.00	0.00	0.00	0.00	30,000.00	0.00	0.00
MOOE		0.00	0.00	0.00	0.00	0.00	0.00	0.00	0.00	0.00	0.00	0.00	0.00	0.00	0.00	0.00	0.00
CO		30,000.00	0.00	30,000.00	0.00	0.00	0.00	0.00	0.00	0.00	0.00	0.00	0.00	0.00	30,000.00	0.00	0.00
<b>TESDA-Kalinga</b>		99,571.70	0.00	99,571.70	0.00	0.00	0.00	0.00	0.00	0.00	0.00	0.00	0.00	0.00	99,571.70	0.00	0.00
Training for Work Scholarship Program (TWSP)		99,571.70	0.00	99,571.70	0.00	0.00	0.00	0.00	0.00	0.00	0.00	0.00	0.00	0.00	99,571.70	0.00	0.00
MOOE		99,571.70	0.00	99,571.70	0.00	0.00	0.00	0.00	0.00	0.00	0.00	0.00	0.00	0.00	99,571.70	0.00	0.00
CO		0.00	0.00	0.00	0.00	0.00	0.00	0.00	0.00	0.00	0.00	0.00	0.00	0.00	0.00	0.00	0.00
<b>TESDA Kalinga</b>		206,851.00	0.00	206,851.00	0.00	0.00	0.00	0.00	0.00	0.00	0.00	0.00	0.00	0.00	206,851.00	0.00	0.00
Training and Assessment		206,851.00	0.00	206,851.00	0.00	0.00	0.00	0.00	0.00	0.00	0.00	0.00	0.00	0.00	206,851.00	0.00	0.00
MOOE		206,851.00	0.00	206,851.00	0.00	0.00	0.00	0.00	0.00	0.00	0.00	0.00	0.00	0.00	206,851.00	0.00	0.00
CO		0.00	0.00	0.00	0.00	0.00	0.00	0.00	0.00	0.00	0.00	0.00	0.00	0.00	0.00	0.00	0.00
<b>TESDA-CAR</b>		1,699,752.51	0.00	1,699,752.51	0.00	0.00	0.00	0.00	0.00	0.00	0.00	0.00	0.00	0.00	1,699,752.51	0.00	0.00
Implementation of Free TVET under the Universal Access to Quality Tertiary Education Act (UAQTEA) in State-run Technical Vocational Institutions (STVIs)		1,699,752.51	0.00	1,699,752.51	0.00	0.00	0.00	0.00	0.00	0.00	0.00	0.00	0.00	0.00	1,699,752.51	0.00	0.00
MOOE		1,699,752.51	0.00	1,699,752.51	0.00	0.00	0.00	0.00	0.00	0.00	0.00	0.00	0.00	0.00	1,699,752.51	0.00	0.00
CO		0.00	0.00	0.00	0.00	0.00	0.00	0.00	0.00	0.00	0.00	0.00	0.00	0.00	0.00	0.00	0.00
<b>Commission on Higher Education</b>		75,600.00	0.00	75,600.00	0.00	0.00	0.00	0.00	0.00	0.00	0.00	0.00	0.00	0.00	75,600.00	0.00	0.00
ESGP-PA Scholarship Grant		75,600.00	0.00	75,600.00	0.00	0.00	0.00	0.00	0.00	0.00	0.00	0.00	0.00	0.00	75,600.00	0.00	0.00

**STATEMENT OF APPROVED BUDGET, UTILIZATIONS, DISBURSEMENTS AND BALANCES FOR TRUST RECEIPTS**  
(for Implementing Agency use only)  
**As at the Quarter Ending March 31, 2021**

Department : **State Universities and Colleges (SUCs)**  
Agency : **Kalinga State University**  
Operating Unit : **<not applicable>**  
Organization Code: **08 019 0000000**  
Funding Cluster: **07 - Trust Receipts**

<b>X</b>	Inter Agency Fund Transfer
	Grants and Donations (Less than 12 months)

(e.g. UACS Fund Cluster: 05-Internally Generated Funds and 06-Business Related Funds)

Source Agencies and Projects	UACS CODE	Approved Budget			Utilizations					Disbursements					Balances		
		Approved Budgeted Revenue	Adjustments (Reductions, Modifications/ Augmentations)	Adjusted Budgeted Revenue	1st Quarter Ending March 31	2nd Quarter Ending June 30	3rd Quarter Ending Sept. 30	4th Quarter Ending Dec. 31	Total	1st Quarter Ending March 31	2nd Quarter Ending June 30	3rd Quarter Ending Sept. 30	4th Quarter Ending Dec. 31	Total	Unutilized Budget	Unpaid Utilizations	
																Due and Demandable	Not Yet Due and Demandabl
1	2	3	4	5=[(3+(-)4)]	6	7	8	9	10=(6+7+8+9)	11	12	13	14	15=(11+12+13+14)	16	17	18
MOOE		75,600.00	0.00	75,600.00	0.00	0.00	0.00	0.00	0.00	0.00	0.00	0.00	0.00	0.00	75,600.00	0.00	0.00
CO		0.00	0.00	0.00	0.00	0.00	0.00	0.00	0.00	0.00	0.00	0.00	0.00	0.00	0.00	0.00	0.00
<b>Commission on Higher Education</b>		<b>681,846.00</b>	<b>22,333,595.00</b>	<b>23,015,441.00</b>	<b>260,700.00</b>	<b>0.00</b>	<b>0.00</b>	<b>0.00</b>	<b>260,700.00</b>	<b>260,700.00</b>	<b>0.00</b>	<b>0.00</b>	<b>0.00</b>	<b>260,700.00</b>	<b>22,754,741.00</b>	<b>0.00</b>	<b>0.00</b>
Free Tuition		681,846.00	22,333,595.00	23,015,441.00	260,700.00	0.00	0.00	0.00	260,700.00	260,700.00	0.00	0.00	0.00	260,700.00	22,754,741.00	0.00	0.00
MOOE		681,846.00	22,333,595.00	23,015,441.00	260,700.00	0.00	0.00	0.00	260,700.00	260,700.00	0.00	0.00	0.00	260,700.00	22,754,741.00	0.00	0.00
CO		0.00	0.00	0.00	0.00	0.00	0.00	0.00	0.00	0.00	0.00	0.00	0.00	0.00	0.00	0.00	0.00
<b>Commission on Higher Education</b>		<b>7,263,442.45</b>	<b>10,506,000.00</b>	<b>17,769,442.45</b>	<b>12,943,479.11</b>	<b>0.00</b>	<b>0.00</b>	<b>0.00</b>	<b>12,943,479.11</b>	<b>12,943,479.11</b>	<b>0.00</b>	<b>0.00</b>	<b>0.00</b>	<b>12,943,479.11</b>	<b>4,825,963.34</b>	<b>0.00</b>	<b>0.00</b>
Tertiary Education Subsidy		7,263,442.45	10,506,000.00	17,769,442.45	12,943,479.11	0.00	0.00	0.00	12,943,479.11	12,943,479.11	0.00	0.00	0.00	12,943,479.11	4,825,963.34	0.00	0.00
MOOE		7,263,442.45	10,506,000.00	17,769,442.45	12,943,479.11	0.00	0.00	0.00	12,943,479.11	12,943,479.11	0.00	0.00	0.00	12,943,479.11	4,825,963.34	0.00	0.00
CO		0.00	0.00	0.00	0.00	0.00	0.00	0.00	0.00	0.00	0.00	0.00	0.00	0.00	0.00	0.00	0.00
<b>Commission on Higher Education - Cordillera Administrative Region</b>		<b>451,500.00</b>	<b>510,000.00</b>	<b>961,500.00</b>	<b>787,500.00</b>	<b>0.00</b>	<b>0.00</b>	<b>0.00</b>	<b>787,500.00</b>	<b>787,500.00</b>	<b>0.00</b>	<b>0.00</b>	<b>0.00</b>	<b>787,500.00</b>	<b>174,000.00</b>	<b>0.00</b>	<b>0.00</b>
Tulong-Dunong Program		451,500.00	510,000.00	961,500.00	787,500.00	0.00	0.00	0.00	787,500.00	787,500.00	0.00	0.00	0.00	787,500.00	174,000.00	0.00	0.00
MOOE		451,500.00	510,000.00	961,500.00	787,500.00	0.00	0.00	0.00	787,500.00	787,500.00	0.00	0.00	0.00	787,500.00	174,000.00	0.00	0.00
CO		0.00	0.00	0.00	0.00	0.00	0.00	0.00	0.00	0.00	0.00	0.00	0.00	0.00	0.00	0.00	0.00
<b>Department of Agriculture</b>		<b>1,222,354.01</b>	<b>0.00</b>	<b>1,222,354.01</b>	<b>0.00</b>	<b>0.00</b>	<b>0.00</b>	<b>0.00</b>	<b>0.00</b>	<b>0.00</b>	<b>0.00</b>	<b>0.00</b>	<b>0.00</b>	<b>0.00</b>	<b>1,222,354.01</b>	<b>0.00</b>	<b>0.00</b>
Production of Coffee Seedlings		1,222,354.01	0.00	1,222,354.01	0.00	0.00	0.00	0.00	0.00	0.00	0.00	0.00	0.00	0.00	1,222,354.01	0.00	0.00
MOOE		1,222,354.01	0.00	1,222,354.01	0.00	0.00	0.00	0.00	0.00	0.00	0.00	0.00	0.00	0.00	1,222,354.01	0.00	0.00
CO		0.00	0.00	0.00	0.00	0.00	0.00	0.00	0.00	0.00	0.00	0.00	0.00	0.00	0.00	0.00	0.00
<b>DOST-PCAARRD</b>		<b>423,825.78</b>	<b>0.00</b>	<b>423,825.78</b>	<b>0.00</b>	<b>0.00</b>	<b>0.00</b>	<b>0.00</b>	<b>0.00</b>	<b>0.00</b>	<b>0.00</b>	<b>0.00</b>	<b>0.00</b>	<b>0.00</b>	<b>423,825.78</b>	<b>0.00</b>	<b>0.00</b>

STATEMENT OF APPROVED BUDGET, UTILIZATIONS, DISBURSEMENTS AND BALANCES FOR TRUST RECEIPTS

(for Implementing Agency use only)

As at the Quarter Ending March 31, 2021

Department : State Universities and Colleges (SUCs)

Agency : Kalinga State University

Operating Unit : <not applicable>

Organization Code: 08 019 0000000

Funding Cluster: 07 - Trust Receipts

(e.g. UACS Fund Cluster: 05-Internally Generated Funds and 06-Business Related Funds)

X	Inter Agency Fund Transfer
	Grants and Donations (Less than 12 months)

Source Agencies and Projects	UACS CODE	Approved Budget			Utilizations					Disbursements					Balances		
		Approved Budgeted Revenue	Adjustments (Reductions, Modifications/ Augmentations)	Adjusted Budgeted Revenue	1st Quarter Ending March 31	2nd Quarter Ending June 30	3rd Quarter Ending Sept. 30	4th Quarter Ending Dec. 31	Total	1st Quarter Ending March 31	2nd Quarter Ending June 30	3rd Quarter Ending Sept. 30	4th Quarter Ending Dec. 31	Total	Unutilized Budget	Unpaid Utilizations	
																Due and Demandable	Not Yet Due and Demandabl
1	2	3	4	5=[(3+(-)4)]	6	7	8	9	10=(6+7+8+9)	11	12	13	14	15=(11+12+13+14)	16	17	18
Conservation, Improvement and Profitable Utilization of the Philippine Native Pigs - Organized Breeding and Selection for the Establishment of Breeding True-to-Type Native Pig Populations in the Cordillera Administrative Region, Cagayan Valley, Calabarzon and Mimaropa Regions		423,825.78	0.00	423,825.78	0.00	0.00	0.00	0.00	0.00	0.00	0.00	0.00	0.00	0.00	423,825.78	0.00	0.00
MOOE		423,825.78	0.00	423,825.78	0.00	0.00	0.00	0.00	0.00	0.00	0.00	0.00	0.00	0.00	423,825.78	0.00	0.00
CO		0.00	0.00	0.00	0.00	0.00	0.00	0.00	0.00	0.00	0.00	0.00	0.00	0.00	0.00	0.00	0.00
<b>DOST-PCAARRD</b>		<b>733,609.43</b>	<b>0.00</b>	<b>733,609.43</b>	<b>0.00</b>	<b>0.00</b>	<b>0.00</b>	<b>0.00</b>	<b>0.00</b>	<b>0.00</b>	<b>0.00</b>	<b>0.00</b>	<b>0.00</b>	<b>0.00</b>	<b>733,609.43</b>	<b>0.00</b>	<b>0.00</b>
Conservation, Improvement and Profitable Utilization of the Philippine Native Pigs - Local Resource-Based Free Range Production Management Protocols and Systems for Breeder and Slaughter Native Pigs		733,609.43	0.00	733,609.43	0.00	0.00	0.00	0.00	0.00	0.00	0.00	0.00	0.00	0.00	733,609.43	0.00	0.00
MOOE		733,609.43	0.00	733,609.43	0.00	0.00	0.00	0.00	0.00	0.00	0.00	0.00	0.00	0.00	733,609.43	0.00	0.00
CO		0.00	0.00	0.00	0.00	0.00	0.00	0.00	0.00	0.00	0.00	0.00	0.00	0.00	0.00	0.00	0.00
<b>DOST-PCAARRD</b>		<b>1,286,532.97</b>	<b>0.00</b>	<b>1,286,532.97</b>	<b>103,914.94</b>	<b>0.00</b>	<b>0.00</b>	<b>0.00</b>	<b>103,914.94</b>	<b>103,914.94</b>	<b>0.00</b>	<b>0.00</b>	<b>0.00</b>	<b>103,914.94</b>	<b>1,182,618.03</b>	<b>0.00</b>	<b>0.00</b>
Saving the Heirloom Corn Varieties of Kalinga Province		1,286,532.97	0.00	1,286,532.97	103,914.94	0.00	0.00	0.00	103,914.94	103,914.94	0.00	0.00	0.00	103,914.94	1,182,618.03	0.00	0.00
MOOE		1,286,532.97	0.00	1,286,532.97	103,914.94	0.00	0.00	0.00	103,914.94	103,914.94	0.00	0.00	0.00	103,914.94	1,182,618.03	0.00	0.00
CO		0.00	0.00	0.00	0.00	0.00	0.00	0.00	0.00	0.00	0.00	0.00	0.00	0.00	0.00	0.00	0.00
<b>DOST-PCAARRD</b>		<b>412,656.20</b>	<b>0.00</b>	<b>412,656.20</b>	<b>0.00</b>	<b>0.00</b>	<b>0.00</b>	<b>0.00</b>	<b>0.00</b>	<b>0.00</b>	<b>0.00</b>	<b>0.00</b>	<b>0.00</b>	<b>0.00</b>	<b>412,656.20</b>	<b>0.00</b>	<b>0.00</b>

STATEMENT OF APPROVED BUDGET, UTILIZATIONS, DISBURSEMENTS AND BALANCES FOR TRUST RECEIPTS

(for Implementing Agency use only)

As at the Quarter Ending March 31, 2021

Department : State Universities and Colleges (SUCs)

Agency : Kalinga State University

Operating Unit : <not applicable>

Organization Code: 08 019 0000000

Funding Cluster: 07 - Trust Receipts

(e.g. UACS Fund Cluster: 05-Internally Generated Funds and 06-Business Related Funds)

X	Inter Agency Fund Transfer
	Grants and Donations (Less than 12 months)


Source Agencies and Projects	UACS CODE	Approved Budget			Utilizations					Disbursements					Balances		
		Approved Budgeted Revenue	Adjustments (Reductions, Modifications/ Augmentations)	Adjusted Budgeted Revenue	1st Quarter Ending March 31	2nd Quarter Ending June 30	3rd Quarter Ending Sept. 30	4th Quarter Ending Dec. 31	Total	1st Quarter Ending March 31	2nd Quarter Ending June 30	3rd Quarter Ending Sept. 30	4th Quarter Ending Dec. 31	Total	Unutilized Budget	Unpaid Utilizations	
																Due and Demandable	Not Yet Demandabl
1	2	3	4	5=[(3+(-)4)]	6	7	8	9	10=(6+7+8+9)	11	12	13	14	15=(11+12+13+14)	16	17	18
Disaster Risk Reduction of Climate Change Impacts on Vulnerable Coffee Farms in Kalinga		412,656.20	0.00	412,656.20	0.00	0.00	0.00	0.00	0.00	0.00	0.00	0.00	0.00	0.00	412,656.20	0.00	0.00
MOOE		412,656.20	0.00	412,656.20	0.00	0.00	0.00	0.00	0.00	0.00	0.00	0.00	0.00	0.00	412,656.20	0.00	0.00
CO		0.00	0.00	0.00	0.00	0.00	0.00	0.00	0.00	0.00	0.00	0.00	0.00	0.00	0.00	0.00	0.00
<b>DOST-PCAARRD</b>		<b>1,655,486.55</b>	<b>0.00</b>	<b>1,655,486.55</b>	<b>0.00</b>	<b>0.00</b>	<b>0.00</b>	<b>0.00</b>	<b>0.00</b>	<b>0.00</b>	<b>0.00</b>	<b>0.00</b>	<b>0.00</b>	<b>0.00</b>	<b>1,655,486.55</b>	<b>0.00</b>	<b>0.00</b>
Upgrading of YOOKAH Native Pig Nucleus Farm in CAR		1,655,486.55	0.00	1,655,486.55	0.00	0.00	0.00	0.00	0.00	0.00	0.00	0.00	0.00	0.00	1,655,486.55	0.00	0.00
MOOE		275,486.55	0.00	275,486.55	0.00	0.00	0.00	0.00	0.00	0.00	0.00	0.00	0.00	0.00	275,486.55	0.00	0.00
CO		1,380,000.00	0.00	1,380,000.00	0.00	0.00	0.00	0.00	0.00	0.00	0.00	0.00	0.00	0.00	1,380,000.00	0.00	0.00
<b>Department of Science and Technology (DOST)</b>		<b>6,267.62</b>	<b>0.00</b>	<b>6,267.62</b>	<b>0.00</b>	<b>0.00</b>	<b>0.00</b>	<b>0.00</b>	<b>0.00</b>	<b>0.00</b>	<b>0.00</b>	<b>0.00</b>	<b>0.00</b>	<b>0.00</b>	<b>6,267.62</b>	<b>0.00</b>	<b>0.00</b>
Solar Powered Irrigation System for Improved Mulberry Biomass Production		6,267.62	0.00	6,267.62	0.00	0.00	0.00	0.00	0.00	0.00	0.00	0.00	0.00	0.00	6,267.62	0.00	0.00
MOOE		6,267.62	0.00	6,267.62	0.00	0.00	0.00	0.00	0.00	0.00	0.00	0.00	0.00	0.00	6,267.62	0.00	0.00
CO		0.00	0.00	0.00	0.00	0.00	0.00	0.00	0.00	0.00	0.00	0.00	0.00	0.00	0.00	0.00	0.00
<b>Cordillera Regional Health Research &amp; Development Consortium</b>		<b>536,878.38</b>	<b>0.00</b>	<b>536,878.38</b>	<b>7,500.00</b>	<b>0.00</b>	<b>0.00</b>	<b>0.00</b>	<b>7,500.00</b>	<b>7,500.00</b>	<b>0.00</b>	<b>0.00</b>	<b>0.00</b>	<b>7,500.00</b>	<b>529,378.38</b>	<b>0.00</b>	<b>0.00</b>
Documentation of Ethnomedicinal Plants Used By The Subtribes of Lower Kalinga		536,878.38	0.00	536,878.38	7,500.00	0.00	0.00	0.00	7,500.00	7,500.00	0.00	0.00	0.00	7,500.00	529,378.38	0.00	0.00
MOOE		536,878.38	0.00	536,878.38	7,500.00	0.00	0.00	0.00	7,500.00	7,500.00	0.00	0.00	0.00	7,500.00	529,378.38	0.00	0.00
CO		0.00	0.00	0.00	0.00	0.00	0.00	0.00	0.00	0.00	0.00	0.00	0.00	0.00	0.00	0.00	0.00
<b>DA-ACEF</b>		<b>140,871.41</b>	<b>0.00</b>	<b>140,871.41</b>	<b>0.00</b>	<b>0.00</b>	<b>0.00</b>	<b>0.00</b>	<b>0.00</b>	<b>0.00</b>	<b>0.00</b>	<b>0.00</b>	<b>0.00</b>	<b>0.00</b>	<b>140,871.41</b>	<b>0.00</b>	<b>0.00</b>
Upgrading of Button Mushroom (Agaricus bisporus) Facility at Kalinga State University		140,871.41	0.00	140,871.41	0.00	0.00	0.00	0.00	0.00	0.00	0.00	0.00	0.00	0.00	140,871.41	0.00	0.00
MOOE		0.00	0.00	0.00	0.00	0.00	0.00	0.00	0.00	0.00	0.00	0.00	0.00	0.00	0.00	0.00	0.00


**STATEMENT OF APPROVED BUDGET, UTILIZATIONS, DISBURSEMENTS AND BALANCES FOR TRUST RECEIPTS**  
 (for Implementing Agency use only)  
**As at the Quarter Ending March 31, 2021**

Department : **State Universities and Colleges (SUCs)**  
 Agency : **Kalinga State University**  
 Operating Unit : **<not applicable>**  
 Organization Code: **08 019 0000000**  
 Funding Cluster: **07 - Trust Receipts**  
 (e.g. UACS Fund Cluster: 05-Internally Generated Funds and 06-Business Related Funds)


<b>X</b>	Inter Agency Fund Transfer
	Grants and Donations (Less than 12 months)

Source Agencies and Projects	UACS CODE	Approved Budget			Utilizations					Disbursements					Balances		
		Approved Budgeted Revenue	Adjustments (Reductions, Modifications/ Augmentations)	Adjusted Budgeted Revenue	1st Quarter Ending March 31	2nd Quarter Ending June 30	3rd Quarter Ending Sept. 30	4th Quarter Ending Dec. 31	Total	1st Quarter Ending March 31	2nd Quarter Ending June 30	3rd Quarter Ending Sept. 30	4th Quarter Ending Dec. 31	Total	Unutilized Budget	Unpaid Utilizations	
																Due and Demandable	Not Yet Due and Demandabl
1	2	3	4	5=[(3+(-)4)]	6	7	8	9	10=(6+7+8+9)	11	12	13	14	15=(11+12+13+14)	16	17	18
CO		140,871.41	0.00	140,871.41	0.00	0.00	0.00	0.00	0.00	0.00	0.00	0.00	0.00	0.00	140,871.41	0.00	0.00
<b>Department of Labor and Employment - Cordillera Administrative Region</b>		<b>199.22</b>	<b>0.00</b>	<b>199.22</b>	<b>0.00</b>	<b>0.00</b>	<b>0.00</b>	<b>0.00</b>	<b>0.00</b>	<b>0.00</b>	<b>0.00</b>	<b>0.00</b>	<b>0.00</b>	<b>0.00</b>	<b>199.22</b>	<b>0.00</b>	<b>0.00</b>
Farm Supply Retailing		199.22	0.00	199.22	0.00	0.00	0.00	0.00	0.00	0.00	0.00	0.00	0.00	0.00	199.22	0.00	0.00
MOOE		199.22	0.00	199.22	0.00	0.00	0.00	0.00	0.00	0.00	0.00	0.00	0.00	0.00	199.22	0.00	0.00
CO		0.00	0.00	0.00	0.00	0.00	0.00	0.00	0.00	0.00	0.00	0.00	0.00	0.00	0.00	0.00	0.00
<b>TOTAL</b>		<b>17,002,262.63</b>	<b>33,349,595.00</b>	<b>50,351,857.63</b>	<b>14,103,094.05</b>	<b>0.00</b>	<b>0.00</b>	<b>0.00</b>	<b>0.00</b>	<b>14,103,094.05</b>	<b>14,103,094.05</b>	<b>0.00</b>	<b>0.00</b>	<b>14,103,094.05</b>	<b>36,248,763.58</b>	<b>0.00</b>	<b>0.00</b>
<b>MOOE</b>		<b>15,451,391.22</b>	<b>33,349,595.00</b>	<b>48,800,986.22</b>	<b>14,103,094.05</b>	<b>0.00</b>	<b>0.00</b>	<b>0.00</b>	<b>0.00</b>	<b>14,103,094.05</b>	<b>14,103,094.05</b>	<b>0.00</b>	<b>0.00</b>	<b>14,103,094.05</b>	<b>34,697,892.17</b>	<b>0.00</b>	<b>0.00</b>
<b>CO</b>		<b>1,550,871.41</b>	<b>0.00</b>	<b>1,550,871.41</b>	<b>0.00</b>	<b>0.00</b>	<b>0.00</b>	<b>0.00</b>	<b>0.00</b>	<b>0.00</b>	<b>0.00</b>	<b>0.00</b>	<b>0.00</b>	<b>0.00</b>	<b>1,550,871.41</b>	<b>0.00</b>	<b>0.00</b>

Certified Correct:  
  
**ELSIE P. ANDRES**  
 Budget Officer  
 Date: 2021-04-26

Certified Correct:  
  
**ARNOLD A. TANDING, CPA, MBA**  
 Accountant III  
 Date: 2021-04-26

Recommending Approval:  
  
**DANILO T. BUEN, MBA**  
 Director, FMS  
 Date: 2021-04-26

Approved By:  
  
**EDUARDO T. BAGTANG, CPA, DBM**  
 SUC President III  
 Date: 2021-04-26