

STATEMENT OF APPROPRIATIONS, ALLOTMENTS, OBLIGATIONS, DISBURSEMENTS AND BALANCES BY OBJECT OF EXPENDITURES
As at the Quarter Ending March 31, 2021

Department :State Universities and Colleges (SUCs)
 Agency :Kalinga State University
 Operating Unit :<not applicable>
 Organization Code :08 019 0000000
 Funding Cluster :01 - Regular Agency Fund

X	Current Year Appropriations
	Supplemental Appropriations
	Continuing Appropriations

(e.g. UACS Fund Cluster: 01-Regular Agency Fund, 02-Foreign Assisted Projects Fund, 03-Special Account-Locally Funded/Domestic Grants Fund, and 04-Special Account-Foreign Assisted/Foreign Grants Fund)

Particulars	UACS CODE	Appropriations			Allotments					Obligations					Disbursements				Balances				
		Authorized Appropriations	Adjustments (Transfers)	Adjusted Appropriations	Allotments Received	Adjustments (Reductions)	Transfer To	Transfer From	Adjusted Total Allotments	1st Quarter Ending March 31	2nd Quarter Ending	3rd Quarter Ending	4th Quarter Ending	Total	1st Quarter Ending March 31	2nd Quarter Ending	3rd Quarter Ending	4th Quarter Ending	Total	Unreleased Appropriations	Unobligated Allotment	Unpaid Obligations (15-20) = (23+24)	
																						Due and Demandable	Not Yet Due and Demandable
1	2	3	4	5=(3+4)	6	7	8	9	10=[(6+(-)7)-8+9]	11	12	13	14	15=(11+12+13+14)	16	17	18	19	20=(16+17+18+19)	21=(5-10)	22=(10-15)	23	24
SUMMARY		329,330,000.00	0.00	329,330,000.00	300,908,000.00	0.00	0.00	0.00	300,908,000.00	88,804,686.79	0.00	0.00	0.00	88,804,686.79	51,866,336.19	0.00	0.00	0.00	51,866,336.19	28,422,000.00	212,103,313.21	0.00	36,938,350.60
A. Agency Specific Budget		329,330,000.00	0.00	329,330,000.00	300,908,000.00	0.00	0.00	0.00	300,908,000.00	88,804,686.79	0.00	0.00	0.00	88,804,686.79	51,866,336.19	0.00	0.00	0.00	51,866,336.19	28,422,000.00	212,103,313.21	0.00	36,938,350.60
Personnel Services		218,787,000.00	0.00	218,787,000.00	191,365,000.00	0.00	0.00	0.00	191,365,000.00	38,475,746.93	0.00	0.00	0.00	38,475,746.93	38,475,746.93	0.00	0.00	0.00	38,475,746.93	27,422,000.00	152,889,253.07	0.00	0.00
Salaries and Wages	501010000	140,220,000.00	0.00	140,220,000.00	140,220,000.00	0.00	0.00	0.00	140,220,000.00	33,820,126.93	0.00	0.00	0.00	33,820,126.93	33,820,126.93	0.00	0.00	0.00	33,820,126.93	0.00	106,399,873.07	0.00	0.00
Salaries and Wages - Regular	501010100	139,435,000.00	0.00	139,435,000.00	139,435,000.00	0.00	0.00	0.00	139,435,000.00	33,820,126.93	0.00	0.00	0.00	33,820,126.93	33,820,126.93	0.00	0.00	0.00	33,820,126.93	0.00	105,614,873.07	0.00	0.00
Basic Salary - Civilian	501010101	139,435,000.00	0.00	139,435,000.00	139,435,000.00	0.00	0.00	0.00	139,435,000.00	33,820,126.93	0.00	0.00	0.00	33,820,126.93	33,820,126.93	0.00	0.00	0.00	33,820,126.93	0.00	105,614,873.07	0.00	0.00
Salaries and Wages - Casual/ Contractual	501010200	785,000.00	0.00	785,000.00	785,000.00	0.00	0.00	0.00	785,000.00	0.00	0.00	0.00	0.00	0.00	0.00	0.00	0.00	0.00	0.00	0.00	785,000.00	0.00	0.00
Other Compensation	501020000	46,981,000.00	0.00	46,981,000.00	46,981,000.00	0.00	0.00	0.00	46,981,000.00	4,031,895.64	0.00	0.00	0.00	4,031,895.64	4,031,895.64	0.00	0.00	0.00	4,031,895.64	0.00	42,949,104.36	0.00	0.00
Economic Relief Allowance (PERA)	501020100	6,720,000.00	0.00	6,720,000.00	6,720,000.00	0.00	0.00	0.00	6,720,000.00	1,669,000.00	0.00	0.00	0.00	1,669,000.00	1,669,000.00	0.00	0.00	0.00	1,669,000.00	0.00	5,051,000.00	0.00	0.00
Civilian	501020101	6,720,000.00	0.00	6,720,000.00	6,720,000.00	0.00	0.00	0.00	6,720,000.00	1,669,000.00	0.00	0.00	0.00	1,669,000.00	1,669,000.00	0.00	0.00	0.00	1,669,000.00	0.00	5,051,000.00	0.00	0.00
Representation Allowance (RA)	501020200	180,000.00	0.00	180,000.00	180,000.00	0.00	0.00	0.00	180,000.00	48,000.00	0.00	0.00	0.00	48,000.00	48,000.00	0.00	0.00	0.00	48,000.00	0.00	132,000.00	0.00	0.00
Transportation Allowance (TA)	501020300	180,000.00	0.00	180,000.00	180,000.00	0.00	0.00	0.00	180,000.00	48,000.00	0.00	0.00	0.00	48,000.00	48,000.00	0.00	0.00	0.00	48,000.00	0.00	132,000.00	0.00	0.00
Transportation Allowance (TA)	5010203001	180,000.00	0.00	180,000.00	180,000.00	0.00	0.00	0.00	180,000.00	48,000.00	0.00	0.00	0.00	48,000.00	48,000.00	0.00	0.00	0.00	48,000.00	0.00	132,000.00	0.00	0.00
Clothing/Uniform Allowance	501020400	1,680,000.00	0.00	1,680,000.00	1,680,000.00	0.00	0.00	0.00	1,680,000.00	0.00	0.00	0.00	0.00	0.00	0.00	0.00	0.00	0.00	0.00	0.00	1,680,000.00	0.00	0.00
Clothing/Uniform Allowance - Civilian	5010204001	1,680,000.00	0.00	1,680,000.00	1,680,000.00	0.00	0.00	0.00	1,680,000.00	0.00	0.00	0.00	0.00	0.00	0.00	0.00	0.00	0.00	0.00	0.00	1,680,000.00	0.00	0.00
Subsistence Allowance (SA)	501020500	60,000.00	0.00	60,000.00	60,000.00	0.00	0.00	0.00	60,000.00	9,900.00	0.00	0.00	0.00	9,900.00	9,900.00	0.00	0.00	0.00	9,900.00	0.00	50,100.00	0.00	0.00

STATEMENT OF APPROPRIATIONS, ALLOTMENTS, OBLIGATIONS, DISBURSEMENTS AND BALANCES BY OBJECT OF EXPENDITURES
As at the Quarter Ending March 31, 2021

Department :State Universities and Colleges (SUCs)
 Agency :Kalinga State University
 Operating Unit :<not applicable>
 Organization Code :08 019 0000000
 Funding Cluster :01 - Regular Agency Fund

X	Current Year Appropriations
	Supplemental Appropriations
	Continuing Appropriations

(e.g. UACS Fund Cluster: 01-Regular Agency Fund, 02-Foreign Assisted Projects Fund, 03-Special Account-Locally Funded/Domestic Grants Fund, and 04-Special Account-Foreign Assisted/Foreign Grants Fund)

Particulars	UACS CODE	Appropriations			Allotments				Obligations					Disbursements				Balances					
		Authorized Appropriations	Adjustments (Transfers)	Adjusted Appropriations	Allotments Received	Adjustments (Reductions)	Transfer To	Transfer From	Adjusted Total Allotments	1st Quarter Ending March 31	2nd Quarter Ending	3rd Quarter Ending	4th Quarter Ending	Total	1st Quarter Ending March 31	2nd Quarter Ending	3rd Quarter Ending	4th Quarter Ending	Total	Unreleased Appropriations	Unobligated Allotment	Unpaid Obligations (15-20) = (23+24)	
																						Due and Demandable	Not Yet Due and Demandable
1	2	3	4	5=(3+4)	6	7	8	9	10=[(6+(-)7)-8+9]	11	12	13	14	15=(11+12+13+14)	16	17	18	19	20=(16+17+18+19)	21=(5-10)	22=(10-15)	23	24
Subsistence Allowance - Magna Carta for Public Health Workers under R.A. 7305	5010205003	60,000.00	0.00	60,000.00	60,000.00	0.00	0.00	0.00	60,000.00	9,900.00	0.00	0.00	0.00	9,900.00	9,900.00	0.00	0.00	0.00	9,900.00	0.00	50,100.00	0.00	0.00
Honoraria	5010210001	10,966,000.00	0.00	10,966,000.00	10,966,000.00	0.00	0.00	0.00	10,966,000.00	1,455,995.64	0.00	0.00	0.00	1,455,995.64	1,455,995.64	0.00	0.00	0.00	1,455,995.64	0.00	9,510,004.36	0.00	0.00
Honoraria - Civilian	5010210001	10,966,000.00	0.00	10,966,000.00	10,966,000.00	0.00	0.00	0.00	10,966,000.00	1,455,995.64	0.00	0.00	0.00	1,455,995.64	1,455,995.64	0.00	0.00	0.00	1,455,995.64	0.00	9,510,004.36	0.00	0.00
Hazard Pay (HP)	5010211000	302,000.00	0.00	302,000.00	302,000.00	0.00	0.00	0.00	302,000.00	0.00	0.00	0.00	0.00	0.00	0.00	0.00	0.00	0.00	0.00	0.00	302,000.00	0.00	0.00
Magna Carta Benefits for Public Health Workers under R.A. 7305	5010211005	302,000.00	0.00	302,000.00	302,000.00	0.00	0.00	0.00	302,000.00	0.00	0.00	0.00	0.00	0.00	0.00	0.00	0.00	0.00	0.00	0.00	302,000.00	0.00	0.00
Year End Bonus	5010214000	11,619,000.00	0.00	11,619,000.00	11,619,000.00	0.00	0.00	0.00	11,619,000.00	0.00	0.00	0.00	0.00	0.00	0.00	0.00	0.00	0.00	0.00	0.00	11,619,000.00	0.00	0.00
Civilian	5010214001	11,619,000.00	0.00	11,619,000.00	11,619,000.00	0.00	0.00	0.00	11,619,000.00	0.00	0.00	0.00	0.00	0.00	0.00	0.00	0.00	0.00	0.00	0.00	11,619,000.00	0.00	0.00
Cash Gift	5010215000	1,400,000.00	0.00	1,400,000.00	1,400,000.00	0.00	0.00	0.00	1,400,000.00	0.00	0.00	0.00	0.00	0.00	0.00	0.00	0.00	0.00	0.00	0.00	1,400,000.00	0.00	0.00
Cash Gift - Civilian	5010215001	1,400,000.00	0.00	1,400,000.00	1,400,000.00	0.00	0.00	0.00	1,400,000.00	0.00	0.00	0.00	0.00	0.00	0.00	0.00	0.00	0.00	0.00	0.00	1,400,000.00	0.00	0.00
Mid-Year Bonus - Civilian	5010216000	11,619,000.00	0.00	11,619,000.00	11,619,000.00	0.00	0.00	0.00	11,619,000.00	0.00	0.00	0.00	0.00	0.00	0.00	0.00	0.00	0.00	0.00	0.00	11,619,000.00	0.00	0.00
Bonus - Civilian	5010216001	11,619,000.00	0.00	11,619,000.00	11,619,000.00	0.00	0.00	0.00	11,619,000.00	0.00	0.00	0.00	0.00	0.00	0.00	0.00	0.00	0.00	0.00	0.00	11,619,000.00	0.00	0.00
Other Bonuses and Allowances	5010299000	2,255,000.00	0.00	2,255,000.00	2,255,000.00	0.00	0.00	0.00	2,255,000.00	801,000.00	0.00	0.00	0.00	801,000.00	801,000.00	0.00	0.00	0.00	801,000.00	0.00	1,454,000.00	0.00	0.00
Productivity Enhancement Incentive - Civilian	5010299012	1,400,000.00	0.00	1,400,000.00	1,400,000.00	0.00	0.00	0.00	1,400,000.00	0.00	0.00	0.00	0.00	0.00	0.00	0.00	0.00	0.00	0.00	0.00	1,400,000.00	0.00	0.00
Bonus - Civilian	5010299038	855,000.00	0.00	855,000.00	855,000.00	0.00	0.00	0.00	855,000.00	801,000.00	0.00	0.00	0.00	801,000.00	801,000.00	0.00	0.00	0.00	801,000.00	0.00	54,000.00	0.00	0.00
Personnel Benefit Contributions	5010300000	2,066,000.00	0.00	2,066,000.00	2,066,000.00	0.00	0.00	0.00	2,066,000.00	583,724.36	0.00	0.00	0.00	583,724.36	583,724.36	0.00	0.00	0.00	583,724.36	0.00	1,482,275.64	0.00	0.00

STATEMENT OF APPROPRIATIONS, ALLOTMENTS, OBLIGATIONS, DISBURSEMENTS AND BALANCES BY OBJECT OF EXPENDITURES
As at the Quarter Ending March 31, 2021

Department :State Universities and Colleges (SUCs)
 Agency :Kalinga State University
 Operating Unit :<not applicable>
 Organization Code :08 019 0000000
 Funding Cluster :01 - Regular Agency Fund

X	Current Year Appropriations
	Supplemental Appropriations
	Continuing Appropriations

(e.g. UACS Fund Cluster: 01-Regular Agency Fund, 02-Foreign Assisted Projects Fund, 03-Special Account-Locally Funded/Domestic Grants Fund, and 04-Special Account-Foreign Assisted/Foreign Grants Fund)

Particulars	UACS CODE	Appropriations			Allotments				Obligations					Disbursements				Balances					
		Authorized Appropriations	Adjustments (Transfers)	Adjusted Appropriations	Allotments Received	Adjustments (Reductions)	Transfer To	Transfer From	Adjusted Total Allotments	1st Quarter Ending March 31	2nd Quarter Ending	3rd Quarter Ending	4th Quarter Ending	Total	1st Quarter Ending March 31	2nd Quarter Ending	3rd Quarter Ending	4th Quarter Ending	Total	Unreleased Appropriations	Unobligated Allotment	Unpaid Obligations (15-20) = (23+24)	
																						Due and Demandable	Not Yet Due and Demandable
1	2	3	4	5=(3+4)	6	7	8	9	10=[(6+(-)7)-8+9]	11	12	13	14	15=(11+12+13+14)	16	17	18	19	20=(16+17+18+19)	21=(5-10)	22=(10-15)	23	24
Pag-IBIG Contributions	5010302000	336,000.00	0.00	336,000.00	336,000.00	0.00	0.00	0.00	336,000.00	83,200.00	0.00	0.00	0.00	83,200.00	83,200.00	0.00	0.00	0.00	83,200.00	0.00	252,800.00	0.00	0.00
Pag-IBIG - Civilian	5010302001	336,000.00	0.00	336,000.00	336,000.00	0.00	0.00	0.00	336,000.00	83,200.00	0.00	0.00	0.00	83,200.00	83,200.00	0.00	0.00	0.00	83,200.00	0.00	252,800.00	0.00	0.00
PhilHealth Contributions	5010303000	1,394,000.00	0.00	1,394,000.00	1,394,000.00	0.00	0.00	0.00	1,394,000.00	417,324.36	0.00	0.00	0.00	417,324.36	417,324.36	0.00	0.00	0.00	417,324.36	0.00	976,675.64	0.00	0.00
PhilHealth - Civilian	5010303001	1,394,000.00	0.00	1,394,000.00	1,394,000.00	0.00	0.00	0.00	1,394,000.00	417,324.36	0.00	0.00	0.00	417,324.36	417,324.36	0.00	0.00	0.00	417,324.36	0.00	976,675.64	0.00	0.00
Employees Compensation Insurance Premiums (ECIP)	5010304000	336,000.00	0.00	336,000.00	336,000.00	0.00	0.00	0.00	336,000.00	83,200.00	0.00	0.00	0.00	83,200.00	83,200.00	0.00	0.00	0.00	83,200.00	0.00	252,800.00	0.00	0.00
ECIP - Civilian	5010304001	336,000.00	0.00	336,000.00	336,000.00	0.00	0.00	0.00	336,000.00	83,200.00	0.00	0.00	0.00	83,200.00	83,200.00	0.00	0.00	0.00	83,200.00	0.00	252,800.00	0.00	0.00
Other Personnel Benefits	5010400000	29,520,000.00	0.00	29,520,000.00	2,098,000.00	0.00	0.00	0.00	2,098,000.00	40,000.00	0.00	0.00	0.00	40,000.00	40,000.00	0.00	0.00	0.00	40,000.00	27,422,000.00	2,058,000.00	0.00	0.00
Terminal Leave Benefits	5010403000	1,680,000.00	0.00	1,680,000.00	1,680,000.00	0.00	0.00	0.00	1,680,000.00	0.00	0.00	0.00	0.00	0.00	0.00	0.00	0.00	0.00	0.00	0.00	1,680,000.00	0.00	0.00
Terminal Leave Benefits - Civilian	5010403001	1,680,000.00	0.00	1,680,000.00	1,680,000.00	0.00	0.00	0.00	1,680,000.00	0.00	0.00	0.00	0.00	0.00	0.00	0.00	0.00	0.00	0.00	0.00	1,680,000.00	0.00	0.00
Other Personnel Benefits	5010499000	27,840,000.00	0.00	27,840,000.00	418,000.00	0.00	0.00	0.00	418,000.00	40,000.00	0.00	0.00	0.00	40,000.00	40,000.00	0.00	0.00	0.00	40,000.00	27,422,000.00	378,000.00	0.00	0.00
Lump-sum for Filling of Positions - Civilian	5010499007	27,422,000.00	0.00	27,422,000.00	0.00	0.00	0.00	0.00	0.00	0.00	0.00	0.00	0.00	0.00	0.00	0.00	0.00	0.00	0.00	27,422,000.00	0.00	0.00	0.00
Step Increments - Length of Service	5010499010	348,000.00	0.00	348,000.00	348,000.00	0.00	0.00	0.00	348,000.00	0.00	0.00	0.00	0.00	0.00	0.00	0.00	0.00	0.00	0.00	0.00	348,000.00	0.00	0.00
Loyalty Award - Civilian	5010499015	70,000.00	0.00	70,000.00	70,000.00	0.00	0.00	0.00	70,000.00	40,000.00	0.00	0.00	0.00	40,000.00	40,000.00	0.00	0.00	0.00	40,000.00	0.00	30,000.00	0.00	0.00

STATEMENT OF APPROPRIATIONS, ALLOTMENTS, OBLIGATIONS, DISBURSEMENTS AND BALANCES BY OBJECT OF EXPENDITURES
As at the Quarter Ending March 31, 2021

Department :State Universities and Colleges (SUCs)
 Agency :Kalinga State University
 Operating Unit :<not applicable>
 Organization Code :08 019 0000000
 Funding Cluster :01 - Regular Agency Fund

X	Current Year Appropriations
	Supplemental Appropriations
	Continuing Appropriations

(e.g. UACS Fund Cluster: 01-Regular Agency Fund, 02-Foreign Assisted Projects Fund, 03-Special Account-Locally Funded/Domestic Grants Fund, and 04-Special Account-Foreign Assisted/Foreign Grants Fund)

Particulars	UACS CODE	Appropriations			Allotments				Obligations					Disbursements				Balances					
		Authorized Appropriations	Adjustments (Transfers)	Adjusted Appropriations	Allotments Received	Adjustments (Reductions)	Transfer To	Transfer From	Adjusted Total Allotments	1st Quarter Ending March 31	2nd Quarter Ending	3rd Quarter Ending	4th Quarter Ending	Total	1st Quarter Ending March 31	2nd Quarter Ending	3rd Quarter Ending	4th Quarter Ending	Total	Unreleased Appropriations	Unobligated Allotment	Unpaid Obligations (15-20) = (23+24)	
																						Due and Demandable	Not Yet Due and Demandable
1	2	3	4	5=(3+4)	6	7	8	9	10=[(6+(-)7)-8+9]	11	12	13	14	15=(11+12+13+14)	16	17	18	19	20=(16+17+18+19)	21=(5-10)	22=(10-15)	23	24
Maintenance and Other Operating Expenses		48,009,000.00	0.00	48,009,000.00	47,009,000.00	0.00	0.00	0.00	47,009,000.00	6,612,071.85	0.00	0.00	0.00	6,612,071.85	5,859,876.85	0.00	0.00	0.00	5,859,876.85	1,000,000.00	40,396,928.15	0.00	752,195.00
Traveling Expenses	502010000	3,859,000.00	0.00	3,859,000.00	3,859,000.00	0.00	0.00	0.00	3,859,000.00	23,728.00	0.00	0.00	0.00	23,728.00	23,728.00	0.00	0.00	0.00	23,728.00	0.00	3,835,272.00	0.00	0.00
Traveling Expenses - Local	502010100	3,859,000.00	0.00	3,859,000.00	3,859,000.00	0.00	0.00	0.00	3,859,000.00	23,728.00	0.00	0.00	0.00	23,728.00	23,728.00	0.00	0.00	0.00	23,728.00	0.00	3,835,272.00	0.00	0.00
Training and Scholarship Expenses	502020000	8,143,000.00	0.00	8,143,000.00	8,143,000.00	0.00	0.00	0.00	8,143,000.00	471,543.64	0.00	0.00	0.00	471,543.64	471,543.64	0.00	0.00	0.00	471,543.64	0.00	7,671,456.36	0.00	0.00
Training Expenses	502020100	8,143,000.00	0.00	8,143,000.00	8,143,000.00	0.00	0.00	0.00	8,143,000.00	471,543.64	0.00	0.00	0.00	471,543.64	471,543.64	0.00	0.00	0.00	471,543.64	0.00	7,671,456.36	0.00	0.00
Training Expenses	502020102	8,143,000.00	0.00	8,143,000.00	8,143,000.00	0.00	0.00	0.00	8,143,000.00	471,543.64	0.00	0.00	0.00	471,543.64	471,543.64	0.00	0.00	0.00	471,543.64	0.00	7,671,456.36	0.00	0.00
Supplies and Materials Expenses	502030000	8,920,000.00	0.00	8,920,000.00	8,920,000.00	0.00	0.00	0.00	8,920,000.00	3,079,900.77	0.00	0.00	0.00	3,079,900.77	2,327,705.77	0.00	0.00	0.00	2,327,705.77	0.00	5,840,099.23	0.00	752,195.00
Office Supplies Expenses	502030100	4,524,000.00	0.00	4,524,000.00	4,524,000.00	0.00	0.00	0.00	4,524,000.00	2,681,338.00	0.00	0.00	0.00	2,681,338.00	1,929,143.00	0.00	0.00	0.00	1,929,143.00	0.00	1,842,662.00	0.00	752,195.00
Office Supplies Expenses	502030102	4,524,000.00	0.00	4,524,000.00	4,524,000.00	0.00	0.00	0.00	4,524,000.00	2,681,338.00	0.00	0.00	0.00	2,681,338.00	1,929,143.00	0.00	0.00	0.00	1,929,143.00	0.00	1,842,662.00	0.00	752,195.00
Fuel, Oil and Lubricants Expenses	502030900	1,196,000.00	0.00	1,196,000.00	1,196,000.00	0.00	0.00	0.00	1,196,000.00	92,674.77	0.00	0.00	0.00	92,674.77	92,674.77	0.00	0.00	0.00	92,674.77	0.00	1,103,325.23	0.00	0.00
Other Supplies and Materials Expenses	502039900	3,200,000.00	0.00	3,200,000.00	3,200,000.00	0.00	0.00	0.00	3,200,000.00	305,888.00	0.00	0.00	0.00	305,888.00	305,888.00	0.00	0.00	0.00	305,888.00	0.00	2,894,112.00	0.00	0.00
Utility Expenses	502040000	4,985,000.00	0.00	4,985,000.00	4,985,000.00	0.00	0.00	0.00	4,985,000.00	293,620.90	0.00	0.00	0.00	293,620.90	293,620.90	0.00	0.00	0.00	293,620.90	0.00	4,691,379.10	0.00	0.00
Electricity Expenses	502040200	4,985,000.00	0.00	4,985,000.00	4,985,000.00	0.00	0.00	0.00	4,985,000.00	293,620.90	0.00	0.00	0.00	293,620.90	293,620.90	0.00	0.00	0.00	293,620.90	0.00	4,691,379.10	0.00	0.00
Communication Expenses	502050000	7,955,000.00	0.00	7,955,000.00	7,455,000.00	0.00	0.00	0.00	7,455,000.00	553,358.63	0.00	0.00	0.00	553,358.63	553,358.63	0.00	0.00	0.00	553,358.63	500,000.00	6,901,641.37	0.00	0.00
Telephone Expenses	502050200	50,000.00	0.00	50,000.00	50,000.00	0.00	0.00	0.00	50,000.00	20,219.58	0.00	0.00	0.00	20,219.58	20,219.58	0.00	0.00	0.00	20,219.58	0.00	29,780.42	0.00	0.00
Mobile	502050201	50,000.00	0.00	50,000.00	50,000.00	0.00	0.00	0.00	50,000.00	20,219.58	0.00	0.00	0.00	20,219.58	20,219.58	0.00	0.00	0.00	20,219.58	0.00	29,780.42	0.00	0.00

STATEMENT OF APPROPRIATIONS, ALLOTMENTS, OBLIGATIONS, DISBURSEMENTS AND BALANCES BY OBJECT OF EXPENDITURES
As at the Quarter Ending March 31, 2021

Department :State Universities and Colleges (SUCs)
 Agency :Kalinga State University
 Operating Unit :<not applicable>
 Organization Code :08 019 0000000
 Funding Cluster :01 - Regular Agency Fund

X	Current Year Appropriations
	Supplemental Appropriations
	Continuing Appropriations

(e.g. UACS Fund Cluster: 01-Regular Agency Fund, 02-Foreign Assisted Projects Fund, 03-Special Account-Locally Funded/Domestic Grants Fund, and 04-Special Account-Foreign Assisted/Foreign Grants Fund)

Particulars	UACS CODE	Appropriations			Allotments					Obligations					Disbursements				Balances				
		Authorized Appropriations	Adjustments (Trans)	Adjusted Appropriations	Allotments Received	Adjustments (Redu)	Trans fer To	Trans fer From	Adjusted Total Allotments	1st Quarter Ending March 31	2nd Quarter Ending	3rd Quarter Ending	4th Quarter Ending	Total	1st Quarter Ending March 31	2nd Quarter Ending	3rd Quarter Ending	4th Quarter Ending	Total	Unreleased Appropriations	Unobligated Allotment	Unpaid Obligations (15-20) = (23+24)	
																						Due and Demandable	Not Yet Due and Demandable
1	2	3	4	5=(3+4)	6	7	8	9	10=[(6+(-)7)-8+9]	11	12	13	14	15=(11+12+13+14)	16	17	18	19	20=(16+17+18+19)	21=(5-10)	22=(10-15)	23	24
Internet Subscription Expenses	5020503000	7,905,000.00	0.00	7,905,000.00	7,405,000.00	0.00	0.00	0.00	7,405,000.00	533,139.05	0.00	0.00	0.00	533,139.05	533,139.05	0.00	0.00	0.00	533,139.05	500,000.00	6,871,860.95	0.00	0.00
Confidential, Intelligence and Extraordinary Expenses	5021000000	264,000.00	0.00	264,000.00	264,000.00	0.00	0.00	0.00	264,000.00	66,000.00	0.00	0.00	0.00	66,000.00	66,000.00	0.00	0.00	0.00	66,000.00	0.00	198,000.00	0.00	0.00
Extraordinary and Miscellaneous Expenses	5021003000	264,000.00	0.00	264,000.00	264,000.00	0.00	0.00	0.00	264,000.00	66,000.00	0.00	0.00	0.00	66,000.00	66,000.00	0.00	0.00	0.00	66,000.00	0.00	198,000.00	0.00	0.00
Professional Services	5021100000	5,633,000.00	0.00	5,633,000.00	5,633,000.00	0.00	0.00	0.00	5,633,000.00	1,197,406.33	0.00	0.00	0.00	1,197,406.33	1,197,406.33	0.00	0.00	0.00	1,197,406.33	0.00	4,435,593.67	0.00	0.00
Other Professional Services	5021199000	5,633,000.00	0.00	5,633,000.00	5,633,000.00	0.00	0.00	0.00	5,633,000.00	1,197,406.33	0.00	0.00	0.00	1,197,406.33	1,197,406.33	0.00	0.00	0.00	1,197,406.33	0.00	4,435,593.67	0.00	0.00
Repairs and Maintenance	5021300000	2,685,000.00	0.00	2,685,000.00	2,685,000.00	0.00	0.00	0.00	2,685,000.00	134,523.00	0.00	0.00	0.00	134,523.00	134,523.00	0.00	0.00	0.00	134,523.00	0.00	2,550,477.00	0.00	0.00
Repairs and Maintenance - Buildings and Other Structures	5021304000	1,885,000.00	0.00	1,885,000.00	1,885,000.00	0.00	0.00	0.00	1,885,000.00	71,695.00	0.00	0.00	0.00	71,695.00	71,695.00	0.00	0.00	0.00	71,695.00	0.00	1,813,305.00	0.00	0.00
School Buildings	5021304002	1,885,000.00	0.00	1,885,000.00	1,885,000.00	0.00	0.00	0.00	1,885,000.00	71,695.00	0.00	0.00	0.00	71,695.00	71,695.00	0.00	0.00	0.00	71,695.00	0.00	1,813,305.00	0.00	0.00
Repairs and Maintenance - Transportation Equipment	5021306000	800,000.00	0.00	800,000.00	800,000.00	0.00	0.00	0.00	800,000.00	62,828.00	0.00	0.00	0.00	62,828.00	62,828.00	0.00	0.00	0.00	62,828.00	0.00	737,172.00	0.00	0.00
Motor Vehicles	5021306001	800,000.00	0.00	800,000.00	800,000.00	0.00	0.00	0.00	800,000.00	62,828.00	0.00	0.00	0.00	62,828.00	62,828.00	0.00	0.00	0.00	62,828.00	0.00	737,172.00	0.00	0.00
Taxes, Insurance Premiums and Other Fees	5021500000	250,000.00	0.00	250,000.00	250,000.00	0.00	0.00	0.00	250,000.00	41,212.31	0.00	0.00	0.00	41,212.31	41,212.31	0.00	0.00	0.00	41,212.31	0.00	208,787.69	0.00	0.00
Taxes, Duties and Licenses	5021501000	250,000.00	0.00	250,000.00	250,000.00	0.00	0.00	0.00	250,000.00	41,212.31	0.00	0.00	0.00	41,212.31	41,212.31	0.00	0.00	0.00	41,212.31	0.00	208,787.69	0.00	0.00

STATEMENT OF APPROPRIATIONS, ALLOTMENTS, OBLIGATIONS, DISBURSEMENTS AND BALANCES BY OBJECT OF EXPENDITURES
As at the Quarter Ending March 31, 2021

Department :State Universities and Colleges (SUCs)
 Agency :Kalinga State University
 Operating Unit :<not applicable>
 Organization Code :08 019 0000000
 Funding Cluster :01 - Regular Agency Fund

X	Current Year Appropriations
	Supplemental Appropriations
	Continuing Appropriations

(e.g. UACS Fund Cluster: 01-Regular Agency Fund, 02-Foreign Assisted Projects Fund, 03-Special Account-Locally Funded/Domestic Grants Fund, and 04-Special Account-Foreign Assisted/Foreign Grants Fund)

Particulars	UACS CODE	Appropriations			Allotments				Obligations					Disbursements				Balances					
		Authorized Appropriations	Adjustments (Trans)	Adjusted Appropriations	Allotments Received	Adjustments (Redu)	Trans To	Trans From	Adjusted Total Allotments	1st Quarter Ending March 31	2nd Quarter Ending	3rd Quarter Ending	4th Quarter Ending	Total	1st Quarter Ending March 31	2nd Quarter Ending	3rd Quarter Ending	4th Quarter Ending	Total	Unreleased Appropriations	Unobligated Allotment	Unpaid Obligations (15-20) = (23+24)	
																						Due and Demandable	Not Yet Due and Demandable
1	2	3	4	5=(3+4)	6	7	8	9	10=[(6+(-)7)-8+9]	11	12	13	14	15=(11+12+13+14)	16	17	18	19	20=(16+17+18+19)	21=(5-10)	22=(10-15)	23	24
Taxes, Duties and Licenses	5021501001	250,000.00	0.00	250,000.00	250,000.00	0.00	0.00	0.00	250,000.00	41,212.31	0.00	0.00	0.00	41,212.31	41,212.31	0.00	0.00	0.00	41,212.31	0.00	208,787.69	0.00	0.00
Other Maintenance and Operating Expenses	5029900000	5,315,000.00	0.00	5,315,000.00	4,815,000.00	0.00	0.00	0.00	4,815,000.00	750,778.27	0.00	0.00	0.00	750,778.27	750,778.27	0.00	0.00	0.00	750,778.27	500,000.00	4,064,221.73	0.00	0.00
Advertising Expenses	5029901000	210,000.00	0.00	210,000.00	210,000.00	0.00	0.00	0.00	210,000.00	46,460.00	0.00	0.00	0.00	46,460.00	46,460.00	0.00	0.00	0.00	46,460.00	0.00	163,540.00	0.00	0.00
Printing and Publication Expenses	5029902000	1,125,000.00	0.00	1,125,000.00	1,125,000.00	0.00	0.00	0.00	1,125,000.00	183,740.27	0.00	0.00	0.00	183,740.27	183,740.27	0.00	0.00	0.00	183,740.27	0.00	941,259.73	0.00	0.00
Representation Expenses	5029903000	2,180,000.00	0.00	2,180,000.00	2,180,000.00	0.00	0.00	0.00	2,180,000.00	471,723.00	0.00	0.00	0.00	471,723.00	471,723.00	0.00	0.00	0.00	471,723.00	0.00	1,708,277.00	0.00	0.00
Transportation and Delivery Expenses	5029904000	357,000.00	0.00	357,000.00	357,000.00	0.00	0.00	0.00	357,000.00	300.00	0.00	0.00	0.00	300.00	300.00	0.00	0.00	0.00	300.00	0.00	356,700.00	0.00	0.00
Rent/Lease Expenses	5029905000	40,000.00	0.00	40,000.00	40,000.00	0.00	0.00	0.00	40,000.00	0.00	0.00	0.00	0.00	0.00	0.00	0.00	0.00	0.00	0.00	0.00	40,000.00	0.00	0.00
Building and Structures	5029905001	40,000.00	0.00	40,000.00	40,000.00	0.00	0.00	0.00	40,000.00	0.00	0.00	0.00	0.00	0.00	0.00	0.00	0.00	0.00	0.00	0.00	40,000.00	0.00	0.00
Membership Dues and Contributions to Organizations	5029906000	535,000.00	0.00	535,000.00	535,000.00	0.00	0.00	0.00	535,000.00	32,000.00	0.00	0.00	0.00	32,000.00	32,000.00	0.00	0.00	0.00	32,000.00	0.00	503,000.00	0.00	0.00
Other Subscription Expenses	5029907000	368,000.00	0.00	368,000.00	368,000.00	0.00	0.00	0.00	368,000.00	16,555.00	0.00	0.00	0.00	16,555.00	16,555.00	0.00	0.00	0.00	16,555.00	0.00	351,445.00	0.00	0.00
Other Subscription Expenses	5029907099	368,000.00	0.00	368,000.00	368,000.00	0.00	0.00	0.00	368,000.00	16,555.00	0.00	0.00	0.00	16,555.00	16,555.00	0.00	0.00	0.00	16,555.00	0.00	351,445.00	0.00	0.00
Other Maintenance and Operating Expenses	5029999000	500,000.00	0.00	500,000.00	0.00	0.00	0.00	0.00	0.00	0.00	0.00	0.00	0.00	0.00	0.00	0.00	0.00	0.00	0.00	500,000.00	0.00	0.00	0.00

STATEMENT OF APPROPRIATIONS, ALLOTMENTS, OBLIGATIONS, DISBURSEMENTS AND BALANCES BY OBJECT OF EXPENDITURES
As at the Quarter Ending March 31, 2021

Department :State Universities and Colleges (SUCs)
Agency :Kalinga State University
Operating Unit :<not applicable>
Organization Code :08 019 0000000
Funding Cluster :01 - Regular Agency Fund

X	Current Year Appropriations
	Supplemental Appropriations
	Continuing Appropriations

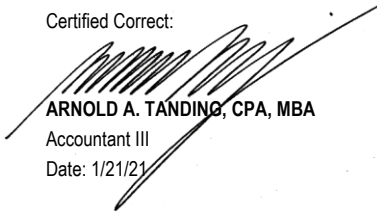
(e.g. UACS Fund Cluster: 01-Regular Agency Fund, 02-Foreign Assisted Projects Fund, 03-Special Account-Locally Funded/Domestic Grants Fund, and 04-Special Account-Foreign Assisted/Foreign Grants Fund)

Particulars	UACS CODE	Appropriations			Allotments				Obligations					Disbursements				Balances					
		Authorized Appropriations	Adjustments (Trans)	Adjusted Appropriations	Allotments Received	Adjustments (Redu)	Trans fer To	Trans fer From	Adjusted Total Allotments	1st Quarter Ending March 31	2nd Quarter Ending	3rd Quarter Ending	4th Quarter Ending	Total	1st Quarter Ending March 31	2nd Quarter Ending	3rd Quarter Ending	4th Quarter Ending	Total	Unreleased Appropriations	Unobligated Allotment	Unpaid Obligations (15-20) = (23+24)	
1	2	3	4	5=(3+4)	6	7	8	9	10=[(6+(-)7)-8+9]	11	12	13	14	15=(11+12+13+14)	16	17	18	19	20=(16+17+18+19)	21=(5-10)	22=(10-15)	23	24
Other Maintenance and Operating Expenses	5029999099	500,000.00	0.00	500,000.00	0.00	0.00	0.00	0.00	0.00	0.00	0.00	0.00	0.00	0.00	0.00	0.00	0.00	0.00	0.00	500,000.00	0.00	0.00	0.00
Capital Outlays		62,534,000.00	0.00	62,534,000.00	62,534,000.00	0.00	0.00	0.00	62,534,000.00	43,716,868.01	0.00	0.00	0.00	43,716,868.01	7,530,712.41	0.00	0.00	0.00	7,530,712.41	0.00	18,817,131.99	0.00	36,186,155.60
Property, Plant and Equipment Outlay	5060400000	62,534,000.00	0.00	62,534,000.00	62,534,000.00	0.00	0.00	0.00	62,534,000.00	43,716,868.01	0.00	0.00	0.00	43,716,868.01	7,530,712.41	0.00	0.00	0.00	7,530,712.41	0.00	18,817,131.99	0.00	36,186,155.60
Buildings and Other Structures	5060404000	62,534,000.00	0.00	62,534,000.00	62,534,000.00	0.00	0.00	0.00	62,534,000.00	43,716,868.01	0.00	0.00	0.00	43,716,868.01	7,530,712.41	0.00	0.00	0.00	7,530,712.41	0.00	18,817,131.99	0.00	36,186,155.60
School Buildings	5060404002	45,000,000.00	0.00	45,000,000.00	45,000,000.00	0.00	0.00	0.00	45,000,000.00	43,716,868.01	0.00	0.00	0.00	43,716,868.01	7,530,712.41	0.00	0.00	0.00	7,530,712.41	0.00	1,283,131.99	0.00	36,186,155.60
Structures	5060404099	17,534,000.00	0.00	17,534,000.00	17,534,000.00	0.00	0.00	0.00	17,534,000.00	0.00	0.00	0.00	0.00	0.00	0.00	0.00	0.00	0.00	0.00	0.00	17,534,000.00	0.00	0.00
B. Automatic Appropriations		16,733,000.00	0.00	16,733,000.00	16,733,000.00	0.00	0.00	0.00	16,733,000.00	4,039,800.16	0.00	0.00	0.00	4,039,800.16	4,039,800.16	0.00	0.00	0.00	4,039,800.16	0.00	12,693,199.84	0.00	0.00
Retirement and Life Insurance Premiums	5010301000	16,733,000.00	0.00	16,733,000.00	16,733,000.00	0.00	0.00	0.00	16,733,000.00	4,039,800.16	0.00	0.00	0.00	4,039,800.16	4,039,800.16	0.00	0.00	0.00	4,039,800.16	0.00	12,693,199.84	0.00	0.00
GRAND TOTAL		346,063,000.00	0.00	346,063,000.00	317,641,000.00	0.00	0.00	0.00	317,641,000.00	92,844,486.95	0.00	0.00	0.00	92,844,486.95	55,906,136.35	0.00	0.00	0.00	55,906,136.35	28,422,000.00	224,796,513.05	0.00	36,938,350.60


Certified Correct:


ELSIE P. ANDRES
Budget Officer
Date: 1/21/21


Certified Correct:


ARNOLD A. TANDING, CPA, MBA
Accountant III
Date: 1/21/21

Recommending Approval:


DANILO T. BUEN, MBA
Director, FMS
Date: 1/21/21

Approved By:


EDUARDO T. BAGTANG, CPA, DBM
SUC President III
Date: 1/21/21

This report was generated using the Unified Reporting System on 21/04/2021 07:53 version.FAR1A.2.5 ; Status : SUBMITTED