

STATEMENT OF APPROPRIATIONS, ALLOTMENTS, OBLIGATIONS, DISBURSEMENTS AND BALANCES BY OBJECT OF EXPENDITURES  
As at the Quarter Ending March 31, 2024

Department :State Universities and Colleges (SUCs)  
Agency :Kalinga State University  
Operating Unit :<not applicable>  
Organization Code :08 019 0000000  
Funding Cluster :01 - Regular Agency Fund

X	Current Year Appropriations
	Supplemental Appropriations
	Continuing Appropriations

(e.g. UACS Fund Cluster: 01-Regular Agency Fund, 02-Foreign Assisted Projects Fund, 03-Special Account-Locally Funded/Domestic Grants Fund, and 04-Special Account-Foreign Assisted/Foreign Grants Fund)

Particulars	UACS CODE	Appropriations			Allotments					Current Year Obligations					Current Year Disbursements					Balances			
		Authorized Appropriations	Adjustments (Transfer To/From, Modifications/Augmentations)	Adjusted Appropriations	Allotments Received	Adjustments (Reductions, Modifications/Augmentations)	Transfer To	Transfer From	Adjusted Total Allotments	1st Quarter Ending March 31	2nd Quarter Ending June 30	3rd Quarter Ending Sept. 30	4th Quarter Ending Dec. 31	Total	1st Quarter Ending March 31	2nd Quarter Ending June 30	3rd Quarter Ending Sept. 30	4th Quarter Ending Dec. 31	Total	Unreleased Appropriations	Unobligated Allotment	Unpaid Obligations (15-20) = (23+24)	
																						Due and Demandable	Not Yet Due and Demandable
1	2	3	4	5=(3-4)	6	7	8	9	10=[(6+(-7))-8+9]	11	12	13	14	15=(11+12+13+14)	16	17	18	19	20=(16+17+18+19)	21=(5-10)	22=(10-15)	23	24
<b>SUMMARY</b>		531,911,000.00	(139,117,272.00)	392,793,728.00	456,789,000.00	(139,117,272.00)	0.00	0.00	317,671,728.00	90,965,231.69	0.00	0.00	0.00	90,965,231.69	73,080,933.67	0.00	0.00	0.00	73,080,933.67	75,122,000.00	226,706,496.31	0.00	17,884,298.02
<b>A. AGENCY SPECIFIC BUDGET</b>		512,456,000.00	(145,000,000.00)	367,456,000.00	437,334,000.00	(145,000,000.00)	0.00	0.00	292,334,000.00	79,170,747.52	0.00	0.00	0.00	79,170,747.52	61,286,449.50	0.00	0.00	0.00	61,286,449.50	75,122,000.00	213,163,252.48	0.00	17,884,298.02
Personnel Services		243,183,000.00	0.00	243,183,000.00	218,664,000.00	0.00	0.00	0.00	218,664,000.00	53,753,725.85	0.00	0.00	0.00	53,753,725.85	53,753,725.85	0.00	0.00	0.00	53,753,725.85	24,519,000.00	164,910,274.15	0.00	0.00
Salaries and Wages	501010000	163,089,000.00	0.00	163,089,000.00	163,089,000.00	0.00	0.00	0.00	163,089,000.00	48,915,149.40	0.00	0.00	0.00	48,915,149.40	48,915,149.40	0.00	0.00	0.00	48,915,149.40	0.00	114,173,850.60	0.00	0.00
Salaries and Wages - Regular	501010100	162,131,000.00	0.00	162,131,000.00	162,131,000.00	0.00	0.00	0.00	162,131,000.00	48,838,964.24	0.00	0.00	0.00	48,838,964.24	48,838,964.24	0.00	0.00	0.00	48,838,964.24	0.00	113,292,035.76	0.00	0.00
Basic Salary - Civilian	501010101	162,131,000.00	0.00	162,131,000.00	162,131,000.00	0.00	0.00	0.00	162,131,000.00	48,838,964.24	0.00	0.00	0.00	48,838,964.24	48,838,964.24	0.00	0.00	0.00	48,838,964.24	0.00	113,292,035.76	0.00	0.00
Salaries and Wages - Casual/ Contractual	501010200	958,000.00	0.00	958,000.00	958,000.00	0.00	0.00	0.00	958,000.00	76,185.16	0.00	0.00	0.00	76,185.16	76,185.16	0.00	0.00	0.00	76,185.16	0.00	881,814.84	0.00	0.00
Other Compensation	501020000	50,711,000.00	0.00	50,711,000.00	50,711,000.00	0.00	0.00	0.00	50,711,000.00	3,369,576.27	0.00	0.00	0.00	3,369,576.27	3,369,576.27	0.00	0.00	0.00	3,369,576.27	0.00	47,341,423.73	0.00	0.00
Personal Economic Relief Allowance (PERA)	501020100	7,080,000.00	0.00	7,080,000.00	7,080,000.00	0.00	0.00	0.00	7,080,000.00	2,285,996.37	0.00	0.00	0.00	2,285,996.37	2,285,996.37	0.00	0.00	0.00	2,285,996.37	0.00	4,794,003.63	0.00	0.00
PERA - Civilian	501020101	7,080,000.00	0.00	7,080,000.00	7,080,000.00	0.00	0.00	0.00	7,080,000.00	2,285,996.37	0.00	0.00	0.00	2,285,996.37	2,285,996.37	0.00	0.00	0.00	2,285,996.37	0.00	4,794,003.63	0.00	0.00
Representation Allowance (RA)	501020200	240,000.00	0.00	240,000.00	240,000.00	0.00	0.00	0.00	240,000.00	66,500.00	0.00	0.00	0.00	66,500.00	66,500.00	0.00	0.00	0.00	66,500.00	0.00	173,500.00	0.00	0.00
Transportation Allowance (TA)	501020300	240,000.00	0.00	240,000.00	240,000.00	0.00	0.00	0.00	240,000.00	66,500.00	0.00	0.00	0.00	66,500.00	66,500.00	0.00	0.00	0.00	66,500.00	0.00	173,500.00	0.00	0.00
Transportation Allowance (TA)	501020301	240,000.00	0.00	240,000.00	240,000.00	0.00	0.00	0.00	240,000.00	66,500.00	0.00	0.00	0.00	66,500.00	66,500.00	0.00	0.00	0.00	66,500.00	0.00	173,500.00	0.00	0.00
Clothing/ Uniform Allowance	501020400	1,770,000.00	0.00	1,770,000.00	1,770,000.00	0.00	0.00	0.00	1,770,000.00	0.00	0.00	0.00	0.00	0.00	0.00	0.00	0.00	0.00	0.00	0.00	1,770,000.00	0.00	0.00
Clothing/ Uniform Allowance - Civilian	501020401	1,770,000.00	0.00	1,770,000.00	1,770,000.00	0.00	0.00	0.00	1,770,000.00	0.00	0.00	0.00	0.00	0.00	0.00	0.00	0.00	0.00	0.00	0.00	1,770,000.00	0.00	0.00
Subsistence Allowance (SA)	501020500	59,000.00	0.00	59,000.00	59,000.00	0.00	0.00	0.00	59,000.00	5,300.00	0.00	0.00	0.00	5,300.00	5,300.00	0.00	0.00	0.00	5,300.00	0.00	53,700.00	0.00	0.00
Subsistence Allowance - Magna Carta for Public Health Workers under R.A. 7305	501020503	59,000.00	0.00	59,000.00	59,000.00	0.00	0.00	0.00	59,000.00	5,300.00	0.00	0.00	0.00	5,300.00	5,300.00	0.00	0.00	0.00	5,300.00	0.00	53,700.00	0.00	0.00
Honoraria	501021001	10,996,000.00	0.00	10,996,000.00	10,996,000.00	0.00	0.00	0.00	10,996,000.00	878,137.16	0.00	0.00	0.00	878,137.16	878,137.16	0.00	0.00	0.00	878,137.16	0.00	10,117,862.84	0.00	0.00
Honoraria - Civilian	501021001	10,996,000.00	0.00	10,996,000.00	10,996,000.00	0.00	0.00	0.00	10,996,000.00	878,137.16	0.00	0.00	0.00	878,137.16	878,137.16	0.00	0.00	0.00	878,137.16	0.00	10,117,862.84	0.00	0.00

STATEMENT OF APPROPRIATIONS, ALLOTMENTS, OBLIGATIONS, DISBURSEMENTS AND BALANCES BY OBJECT OF EXPENDITURES  
As at the Quarter Ending March 31, 2024

Department :State Universities and Colleges (SUCs)  
Agency :Kalinga State University  
Operating Unit :<not applicable>  
Organization Code :08 019 0000000  
Funding Cluster :01 - Regular Agency Fund

X	Current Year Appropriations
	Supplemental Appropriations
	Continuing Appropriations

(e.g. UACS Fund Cluster: 01-Regular Agency Fund, 02-Foreign Assisted Projects Fund, 03-Special Account-Locally Funded/Domestic Grants Fund, and 04-Special Account-Foreign Assisted/Foreign Grants Fund)

Particulars	UACS CODE	Appropriations			Allotments			Current Year Obligations					Current Year Disbursements					Balances					
		Authorized Appropriations	Adjustments (Transfer To/From, Modifications/Augmentations)	Adjusted Appropriations	Allotments Received	Adjustments (Reductions, Modifications/Augmentations)	Transfer To	Transfer From	Adjusted Total Allotments	1st Quarter Ending March 31	2nd Quarter Ending June 30	3rd Quarter Ending Sept. 30	4th Quarter Ending Dec. 31	Total	1st Quarter Ending March 31	2nd Quarter Ending June 30	3rd Quarter Ending Sept. 30	4th Quarter Ending Dec. 31	Total	Unreleased Appropriations	Unobligated Allotment	Unpaid Obligations (15-20) = (23+24)	
																						Due and Demandable	Not Yet Due and Demandable
1	2	3	4	5=(3+4)	6	7	8	9	10=[(6+(-7))-8+9]	11	12	13	14	15=(11+12+13+14)	16	17	18	19	20=(16+17+18+19)	21=(5-10)	22=(10-15)	23	24
Hazard Pay (HP)	501021000	354,000.00	0.00	354,000.00	354,000.00	0.00	0.00	0.00	354,000.00	67,142.74	0.00	0.00	0.00	67,142.74	67,142.74	0.00	0.00	0.00	67,142.74	0.00	286,857.26	0.00	0.00
HP - Magna Carta Benefits for Public Health Workers under R.A. 7305	501021005	354,000.00	0.00	354,000.00	354,000.00	0.00	0.00	0.00	354,000.00	67,142.74	0.00	0.00	0.00	67,142.74	67,142.74	0.00	0.00	0.00	67,142.74	0.00	286,857.26	0.00	0.00
Year End Bonus	501024000	13,511,000.00	0.00	13,511,000.00	13,511,000.00	0.00	0.00	0.00	13,511,000.00	0.00	0.00	0.00	0.00	0.00	0.00	0.00	0.00	0.00	0.00	0.00	13,511,000.00	0.00	0.00
Bonus - Civilian	501024001	13,511,000.00	0.00	13,511,000.00	13,511,000.00	0.00	0.00	0.00	13,511,000.00	0.00	0.00	0.00	0.00	0.00	0.00	0.00	0.00	0.00	0.00	0.00	13,511,000.00	0.00	0.00
Cash Gift	501025000	1,475,000.00	0.00	1,475,000.00	1,475,000.00	0.00	0.00	0.00	1,475,000.00	0.00	0.00	0.00	0.00	0.00	0.00	0.00	0.00	0.00	0.00	0.00	1,475,000.00	0.00	0.00
Cash Gift - Civilian	501025001	1,475,000.00	0.00	1,475,000.00	1,475,000.00	0.00	0.00	0.00	1,475,000.00	0.00	0.00	0.00	0.00	0.00	0.00	0.00	0.00	0.00	0.00	0.00	1,475,000.00	0.00	0.00
Mid-Year Bonus - Civilian	501026000	13,511,000.00	0.00	13,511,000.00	13,511,000.00	0.00	0.00	0.00	13,511,000.00	0.00	0.00	0.00	0.00	0.00	0.00	0.00	0.00	0.00	0.00	0.00	13,511,000.00	0.00	0.00
Mid-Year Bonus - Civilian	501026001	13,511,000.00	0.00	13,511,000.00	13,511,000.00	0.00	0.00	0.00	13,511,000.00	0.00	0.00	0.00	0.00	0.00	0.00	0.00	0.00	0.00	0.00	0.00	13,511,000.00	0.00	0.00
Other Bonuses and Allowances	501029900	1,475,000.00	0.00	1,475,000.00	1,475,000.00	0.00	0.00	0.00	1,475,000.00	0.00	0.00	0.00	0.00	0.00	0.00	0.00	0.00	0.00	0.00	0.00	1,475,000.00	0.00	0.00
Collective Negotiation Agreement Incentive - Civilian	501029901	0.00	0.00	0.00	0.00	0.00	0.00	0.00	0.00	0.00	0.00	0.00	0.00	0.00	0.00	0.00	0.00	0.00	0.00	0.00	0.00	0.00	0.00
Productivity Enhancement Incentive - Civilian	501029902	1,475,000.00	0.00	1,475,000.00	1,475,000.00	0.00	0.00	0.00	1,475,000.00	0.00	0.00	0.00	0.00	0.00	0.00	0.00	0.00	0.00	0.00	0.00	1,475,000.00	0.00	0.00
<b>Personnel Benefit Contributions</b>	501030000	3,994,000.00	0.00	3,994,000.00	3,994,000.00	0.00	0.00	0.00	3,994,000.00	1,466,824.50	0.00	0.00	0.00	1,466,824.50	1,466,824.50	0.00	0.00	0.00	1,466,824.50	0.00	2,527,175.50	0.00	0.00
Pag-IBIG Contributions	501030200	354,000.00	0.00	354,000.00	354,000.00	0.00	0.00	0.00	354,000.00	187,700.00	0.00	0.00	0.00	187,700.00	187,700.00	0.00	0.00	0.00	187,700.00	0.00	166,300.00	0.00	0.00
Pag-IBIG - Civilian	501030201	354,000.00	0.00	354,000.00	354,000.00	0.00	0.00	0.00	354,000.00	187,700.00	0.00	0.00	0.00	187,700.00	187,700.00	0.00	0.00	0.00	187,700.00	0.00	166,300.00	0.00	0.00
PhilHealth Contributions	501030300	3,286,000.00	0.00	3,286,000.00	3,286,000.00	0.00	0.00	0.00	3,286,000.00	1,165,124.50	0.00	0.00	0.00	1,165,124.50	1,165,124.50	0.00	0.00	0.00	1,165,124.50	0.00	2,120,875.50	0.00	0.00
PhilHealth - Civilian	501030301	3,286,000.00	0.00	3,286,000.00	3,286,000.00	0.00	0.00	0.00	3,286,000.00	1,165,124.50	0.00	0.00	0.00	1,165,124.50	1,165,124.50	0.00	0.00	0.00	1,165,124.50	0.00	2,120,875.50	0.00	0.00
Employees Compensation Insurance Premiums (ECIP)	501030400	354,000.00	0.00	354,000.00	354,000.00	0.00	0.00	0.00	354,000.00	114,000.00	0.00	0.00	0.00	114,000.00	114,000.00	0.00	0.00	0.00	114,000.00	0.00	240,000.00	0.00	0.00
ECIP - Civilian	501030401	354,000.00	0.00	354,000.00	354,000.00	0.00	0.00	0.00	354,000.00	114,000.00	0.00	0.00	0.00	114,000.00	114,000.00	0.00	0.00	0.00	114,000.00	0.00	240,000.00	0.00	0.00

STATEMENT OF APPROPRIATIONS, ALLOTMENTS, OBLIGATIONS, DISBURSEMENTS AND BALANCES BY OBJECT OF EXPENDITURES  
As at the Quarter Ending March 31, 2024

Department :State Universities and Colleges (SUCs)  
Agency :Kalinga State University  
Operating Unit :<not applicable>  
Organization Code :08 019 000000  
Funding Cluster :01 - Regular Agency Fund

X	Current Year Appropriations
	Supplemental Appropriations
	Continuing Appropriations

(e.g. UACS Fund Cluster: 01-Regular Agency Fund, 02-Foreign Assisted Projects Fund, 03-Special Account-Locally Funded/Domestic Grants Fund, and 04-Special Account-Foreign Assisted/Foreign Grants Fund)

Particulars	UACS CODE	Appropriations			Allotments					Current Year Obligations					Current Year Disbursements					Balances			
		Authorized Appropriations	Adjustments (Transfer To/From, Modifications/ Augmentations)	Adjusted Appropriations	Allotments Received	Adjustments (Reductions, Modifications/ Augmentations)	Transfer To	Transfer From	Adjusted Total Allotments	1st Quarter Ending March 31	2nd Quarter Ending June 30	3rd Quarter Ending Sept. 30	4th Quarter Ending Dec. 31	Total	1st Quarter Ending March 31	2nd Quarter Ending June 30	3rd Quarter Ending Sept. 30	4th Quarter Ending Dec. 31	Total	Unreleased Appropriations	Unobligated Allotment	Unpaid Obligations (15-20) = (23+24)	
																						Due and Demandable	Not Yet Due and Demandable
1	2	3	4	5=(3-4)	6	7	8	9	10=[(6+(-7))-8+9]	11	12	13	14	15=(11+12+13+14)	16	17	18	19	20=(16+17+18+19)	21=(5-10)	22=(10-15)	23	24
<b>Other Personnel Benefits</b>	5010400000	25,389,000.00	0.00	25,389,000.00	870,000.00	0.00	0.00	0.00	870,000.00	2,175.68	0.00	0.00	0.00	2,175.68	2,175.68	0.00	0.00	0.00	2,175.68	24,519,000.00	867,824.32	0.00	0.00
Terminal Leave Benefits	5010403000	370,000.00	0.00	370,000.00	370,000.00	0.00	0.00	0.00	370,000.00	0.00	0.00	0.00	0.00	0.00	0.00	0.00	0.00	0.00	0.00	0.00	370,000.00	0.00	0.00
Terminal Leave Benefits - Civilian	5010403001	370,000.00	0.00	370,000.00	370,000.00	0.00	0.00	0.00	370,000.00	0.00	0.00	0.00	0.00	0.00	0.00	0.00	0.00	0.00	0.00	0.00	370,000.00	0.00	0.00
Other Personnel Benefits	5010499000	25,019,000.00	0.00	25,019,000.00	500,000.00	0.00	0.00	0.00	500,000.00	2,175.68	0.00	0.00	0.00	2,175.68	2,175.68	0.00	0.00	0.00	2,175.68	24,519,000.00	497,824.32	0.00	0.00
Lump-sum for Filling of Positions - Civilian	5010499007	24,519,000.00	0.00	24,519,000.00	0.00	0.00	0.00	0.00	0.00	0.00	0.00	0.00	0.00	0.00	0.00	0.00	0.00	0.00	0.00	24,519,000.00	0.00	0.00	0.00
Lump-sum for Step Increments - Length of Service	5010499010	405,000.00	0.00	405,000.00	405,000.00	0.00	0.00	0.00	405,000.00	2,175.68	0.00	0.00	0.00	2,175.68	2,175.68	0.00	0.00	0.00	2,175.68	0.00	402,824.32	0.00	0.00
Loyalty Award - Civilian	5010499015	95,000.00	0.00	95,000.00	95,000.00	0.00	0.00	0.00	95,000.00	0.00	0.00	0.00	0.00	0.00	0.00	0.00	0.00	0.00	0.00	0.00	95,000.00	0.00	0.00
Other Personnel Benefits	5010499099	0.00	0.00	0.00	0.00	0.00	0.00	0.00	0.00	0.00	0.00	0.00	0.00	0.00	0.00	0.00	0.00	0.00	0.00	0.00	0.00	0.00	0.00
<b>Maintenance and Other Operating Expenses</b>		106,773,000.00	0.00	106,773,000.00	56,170,000.00	0.00	0.00	0.00	56,170,000.00	14,655,521.67	0.00	0.00	0.00	14,655,521.67	7,532,723.65	0.00	0.00	0.00	7,532,723.65	50,603,000.00	41,514,478.33	0.00	7,122,798.02
Traveling Expenses	5020100000	4,345,000.00	0.00	4,345,000.00	4,345,000.00	0.00	0.00	0.00	4,345,000.00	790,245.95	0.00	0.00	0.00	790,245.95	790,245.95	0.00	0.00	0.00	790,245.95	0.00	3,554,754.05	0.00	0.00
Traveling Expenses - Local	5020101000	4,345,000.00	0.00	4,345,000.00	4,345,000.00	0.00	0.00	0.00	4,345,000.00	790,245.95	0.00	0.00	0.00	790,245.95	790,245.95	0.00	0.00	0.00	790,245.95	0.00	3,554,754.05	0.00	0.00
<b>Training and Scholarship Expenses</b>	5020200000	8,706,000.00	0.00	8,706,000.00	8,706,000.00	0.00	0.00	0.00	8,706,000.00	924,684.00	0.00	0.00	0.00	924,684.00	372,963.50	0.00	0.00	0.00	372,963.50	0.00	7,781,316.00	0.00	551,720.50
Training Expenses	5020201000	8,706,000.00	0.00	8,706,000.00	8,706,000.00	0.00	0.00	0.00	8,706,000.00	924,684.00	0.00	0.00	0.00	924,684.00	372,963.50	0.00	0.00	0.00	372,963.50	0.00	7,781,316.00	0.00	551,720.50
Training Expenses	5020201002	8,706,000.00	0.00	8,706,000.00	8,706,000.00	0.00	0.00	0.00	8,706,000.00	924,684.00	0.00	0.00	0.00	924,684.00	372,963.50	0.00	0.00	0.00	372,963.50	0.00	7,781,316.00	0.00	551,720.50
<b>Supplies and Materials Expenses</b>	5020300000	11,015,000.00	0.00	11,015,000.00	11,015,000.00	0.00	0.00	0.00	11,015,000.00	5,939,924.86	0.00	0.00	0.00	5,939,924.86	1,208,076.34	0.00	0.00	0.00	1,208,076.34	0.00	5,075,075.14	0.00	4,731,848.52
Office Supplies Expenses	5020301000	5,130,000.00	0.00	5,130,000.00	5,130,000.00	0.00	0.00	0.00	5,130,000.00	4,542,693.08	0.00	0.00	0.00	4,542,693.08	31,784.00	0.00	0.00	0.00	31,784.00	0.00	587,306.92	0.00	4,510,909.08
Office Supplies Expenses	5020301002	5,130,000.00	0.00	5,130,000.00	5,130,000.00	0.00	0.00	0.00	5,130,000.00	4,542,693.08	0.00	0.00	0.00	4,542,693.08	31,784.00	0.00	0.00	0.00	31,784.00	0.00	587,306.92	0.00	4,510,909.08

STATEMENT OF APPROPRIATIONS, ALLOTMENTS, OBLIGATIONS, DISBURSEMENTS AND BALANCES BY OBJECT OF EXPENDITURES  
As at the Quarter Ending March 31, 2024

Department :State Universities and Colleges (SUCs)  
Agency :Kalinga State University  
Operating Unit :<not applicable>  
Organization Code :08 019 0000000  
Funding Cluster :01 - Regular Agency Fund

X	Current Year Appropriations
	Supplemental Appropriations
	Continuing Appropriations

(e.g. UACS Fund Cluster: 01-Regular Agency Fund, 02-Foreign Assisted Projects Fund, 03-Special Account-Locally Funded/Domestic Grants Fund, and 04-Special Account-Foreign Assisted/Foreign Grants Fund)

Particulars	UACS CODE	Appropriations			Allotments					Current Year Obligations					Current Year Disbursements					Balances			
		Authorized Appropriations	Adjustments (Transfer To/From, Modifications/Augmentations)	Adjusted Appropriations	Allotments Received	Adjustments (Reductions, Modifications/Augmentations)	Transfer To	Transfer From	Adjusted Total Allotments	1st Quarter Ending March 31	2nd Quarter Ending June 30	3rd Quarter Ending Sept. 30	4th Quarter Ending Dec. 31	Total	1st Quarter Ending March 31	2nd Quarter Ending June 30	3rd Quarter Ending Sept. 30	4th Quarter Ending Dec. 31	Total	Unreleased Appropriations	Unobligated Allotment	Unpaid Obligations (15-20) = (23+24)	
																						Due and Demandable	Not Yet Due and Demandable
1	2	3	4	5=(3+4)	6	7	8	9	10={(6+(-7))-8+9}	11	12	13	14	15=(11+12+13+14)	16	17	18	19	20=(16+17+18+19)	21=(5-10)	22=(10-15)	23	24
Fuel, Oil and Lubricants Expenses	5020309000	1,215,000.00	0.00	1,215,000.00	1,215,000.00	0.00	0.00	0.00	1,215,000.00	164,357.67	0.00	0.00	0.00	164,357.67	164,357.67	0.00	0.00	0.00	164,357.67	0.00	1,050,642.33	0.00	0.00
Other Supplies and Materials Expenses	5020399000	4,670,000.00	0.00	4,670,000.00	4,670,000.00	0.00	0.00	0.00	4,670,000.00	1,232,874.11	0.00	0.00	0.00	1,232,874.11	1,011,934.67	0.00	0.00	0.00	1,011,934.67	0.00	3,437,125.89	0.00	220,939.44
Utility Expenses	5020400000	5,111,000.00	0.00	5,111,000.00	5,111,000.00	0.00	0.00	0.00	5,111,000.00	1,139,300.27	0.00	0.00	0.00	1,139,300.27	1,139,300.27	0.00	0.00	0.00	1,139,300.27	0.00	3,971,699.73	0.00	0.00
Water Expenses	5020401000	250,000.00	0.00	250,000.00	250,000.00	0.00	0.00	0.00	250,000.00	25,424.31	0.00	0.00	0.00	25,424.31	25,424.31	0.00	0.00	0.00	25,424.31	0.00	224,575.69	0.00	0.00
Electricity Expenses	5020402000	4,861,000.00	0.00	4,861,000.00	4,861,000.00	0.00	0.00	0.00	4,861,000.00	1,113,875.96	0.00	0.00	0.00	1,113,875.96	1,113,875.96	0.00	0.00	0.00	1,113,875.96	0.00	3,747,124.04	0.00	0.00
Communication Expenses	5020500000	7,430,000.00	0.00	7,430,000.00	7,430,000.00	0.00	0.00	0.00	7,430,000.00	1,209,185.05	0.00	0.00	0.00	1,209,185.05	1,209,185.05	0.00	0.00	0.00	1,209,185.05	0.00	6,220,814.95	0.00	0.00
Postage and Courier Services	5020501000	25,000.00	0.00	25,000.00	25,000.00	0.00	0.00	0.00	25,000.00	3,432.00	0.00	0.00	0.00	3,432.00	3,432.00	0.00	0.00	0.00	3,432.00	0.00	21,568.00	0.00	0.00
Telephone Expenses	5020502000	100,000.00	0.00	100,000.00	100,000.00	0.00	0.00	0.00	100,000.00	16,417.87	0.00	0.00	0.00	16,417.87	16,417.87	0.00	0.00	0.00	16,417.87	0.00	83,582.13	0.00	0.00
Mobile	5020502000	100,000.00	0.00	100,000.00	100,000.00	0.00	0.00	0.00	100,000.00	16,417.87	0.00	0.00	0.00	16,417.87	16,417.87	0.00	0.00	0.00	16,417.87	0.00	83,582.13	0.00	0.00
Internet Subscription Expenses	5020503000	7,305,000.00	0.00	7,305,000.00	7,305,000.00	0.00	0.00	0.00	7,305,000.00	1,189,335.18	0.00	0.00	0.00	1,189,335.18	1,189,335.18	0.00	0.00	0.00	1,189,335.18	0.00	6,115,664.82	0.00	0.00
Survey, Research, Exploration and Development Expenses	5020700000	2,000,000.00	0.00	2,000,000.00	2,000,000.00	0.00	0.00	0.00	2,000,000.00	0.00	0.00	0.00	0.00	0.00	0.00	0.00	0.00	0.00	0.00	0.00	2,000,000.00	0.00	0.00
Research, Exploration and Development Expenses	5020702000	2,000,000.00	0.00	2,000,000.00	2,000,000.00	0.00	0.00	0.00	2,000,000.00	0.00	0.00	0.00	0.00	0.00	0.00	0.00	0.00	0.00	0.00	0.00	2,000,000.00	0.00	0.00
Research, Exploration and Development Expenses	5020702002	2,000,000.00	0.00	2,000,000.00	2,000,000.00	0.00	0.00	0.00	2,000,000.00	0.00	0.00	0.00	0.00	0.00	0.00	0.00	0.00	0.00	0.00	0.00	2,000,000.00	0.00	0.00
Confidential, Intelligence and Extraordinary Expenses	5021000000	264,000.00	0.00	264,000.00	264,000.00	0.00	0.00	0.00	264,000.00	66,000.00	0.00	0.00	0.00	66,000.00	66,000.00	0.00	0.00	0.00	66,000.00	0.00	198,000.00	0.00	0.00
Extraordinary and Miscellaneous Expenses	5021003000	264,000.00	0.00	264,000.00	264,000.00	0.00	0.00	0.00	264,000.00	66,000.00	0.00	0.00	0.00	66,000.00	66,000.00	0.00	0.00	0.00	66,000.00	0.00	198,000.00	0.00	0.00

STATEMENT OF APPROPRIATIONS, ALLOTMENTS, OBLIGATIONS, DISBURSEMENTS AND BALANCES BY OBJECT OF EXPENDITURES  
As at the Quarter Ending March 31, 2024

Department :State Universities and Colleges (SUCs)  
Agency :Kalinga State University  
Operating Unit :<not applicable>  
Organization Code :08 019 000000  
Funding Cluster :01 - Regular Agency Fund

X	Current Year Appropriations
	Supplemental Appropriations
	Continuing Appropriations

(e.g. UACS Fund Cluster: 01-Regular Agency Fund, 02-Foreign Assisted Projects Fund, 03-Special Account-Locally Funded/Domestic Grants Fund, and 04-Special Account-Foreign Assisted/Foreign Grants Fund)

Particulars	UACS CODE	Appropriations			Allotments					Current Year Obligations					Current Year Disbursements					Balances			
		Authorized Appropriations	Adjustments (Transfer To/From, Modifications/ Augmentations)	Adjusted Appropriations	Allotments Received	Adjustments (Reductions, Modifications/ Augmentations)	Transfer To	Transfer From	Adjusted Total Allotments	1st Quarter Ending March 31	2nd Quarter Ending June 30	3rd Quarter Ending Sept. 30	4th Quarter Ending Dec. 31	Total	1st Quarter Ending March 31	2nd Quarter Ending June 30	3rd Quarter Ending Sept. 30	4th Quarter Ending Dec. 31	Total	Unreleased Appropriations	Unobligated Allotment	Unpaid Obligations (15-20) = (23+24)	
																						Due and Demandable	Not Yet Due and Demandable
1	2	3	4	5=(3-4)	6	7	8	9	10=[(6+(-7))-8+9]	11	12	13	14	15=(11+12+13+14)	16	17	18	19	20=(16+17+18+19)	21=(5-10)	22=(10-15)	23	24
<b>Professional Services</b>	5021100000	8,096,000.00	0.00	8,096,000.00	8,096,000.00	0.00	0.00	0.00	8,096,000.00	1,705,152.33	0.00	0.00	0.00	1,705,152.33	1,705,152.33	0.00	0.00	0.00	1,705,152.33	0.00	6,390,847.67	0.00	0.00
Other Professional Services	5021199000	8,096,000.00	0.00	8,096,000.00	8,096,000.00	0.00	0.00	0.00	8,096,000.00	1,705,152.33	0.00	0.00	0.00	1,705,152.33	1,705,152.33	0.00	0.00	0.00	1,705,152.33	0.00	6,390,847.67	0.00	0.00
<b>General Services</b>		500,000.00	0.00	500,000.00	500,000.00	0.00	0.00	0.00	500,000.00	0.00	0.00	0.00	0.00	0.00	0.00	0.00	0.00	0.00	0.00	0.00	500,000.00	0.00	0.00
Other General Services	5021299000	500,000.00	0.00	500,000.00	500,000.00	0.00	0.00	0.00	500,000.00	0.00	0.00	0.00	0.00	0.00	0.00	0.00	0.00	0.00	0.00	0.00	500,000.00	0.00	0.00
Other General Services	5021299099	500,000.00	0.00	500,000.00	500,000.00	0.00	0.00	0.00	500,000.00	0.00	0.00	0.00	0.00	0.00	0.00	0.00	0.00	0.00	0.00	0.00	500,000.00	0.00	0.00
<b>Repairs and Maintenance</b>	5021300000	2,795,000.00	0.00	2,795,000.00	2,795,000.00	0.00	0.00	0.00	2,795,000.00	1,149,063.59	0.00	0.00	0.00	1,149,063.59	143,759.59	0.00	0.00	0.00	143,759.59	0.00	1,645,936.41	0.00	1,005,304.00
Repairs and Maintenance - Buildings and Other Structures	5021304000	2,190,000.00	0.00	2,190,000.00	2,190,000.00	0.00	0.00	0.00	2,190,000.00	1,040,586.50	0.00	0.00	0.00	1,040,586.50	64,826.50	0.00	0.00	0.00	64,826.50	0.00	1,149,413.50	0.00	975,760.00
School Buildings	5021304002	2,190,000.00	0.00	2,190,000.00	2,190,000.00	0.00	0.00	0.00	2,190,000.00	1,040,586.50	0.00	0.00	0.00	1,040,586.50	64,826.50	0.00	0.00	0.00	64,826.50	0.00	1,149,413.50	0.00	975,760.00
Repairs and Maintenance - Transportation Equipment	5021306000	605,000.00	0.00	605,000.00	605,000.00	0.00	0.00	0.00	605,000.00	108,477.09	0.00	0.00	0.00	108,477.09	78,933.09	0.00	0.00	0.00	78,933.09	0.00	496,522.91	0.00	29,544.00
Motor Vehicles	5021306001	605,000.00	0.00	605,000.00	605,000.00	0.00	0.00	0.00	605,000.00	108,477.09	0.00	0.00	0.00	108,477.09	78,933.09	0.00	0.00	0.00	78,933.09	0.00	496,522.91	0.00	29,544.00
<b>Financial Assistance/ Subsidy</b>	5021400000	51,603,000.00	0.00	51,603,000.00	1,000,000.00	0.00	0.00	0.00	1,000,000.00	0.00	0.00	0.00	0.00	0.00	0.00	0.00	0.00	0.00	0.00	50,603,000.00	1,000,000.00	0.00	0.00
Subsidies - Others	5021499000	51,603,000.00	0.00	51,603,000.00	1,000,000.00	0.00	0.00	0.00	1,000,000.00	0.00	0.00	0.00	0.00	0.00	0.00	0.00	0.00	0.00	0.00	50,603,000.00	1,000,000.00	0.00	0.00
<b>Taxes, Insurance Premiums and Other Fees</b>	5021500000	250,000.00	0.00	250,000.00	250,000.00	0.00	0.00	0.00	250,000.00	139,150.02	0.00	0.00	0.00	139,150.02	139,150.02	0.00	0.00	0.00	139,150.02	0.00	110,849.98	0.00	0.00
Taxes, Duties and Licenses	5021501000	250,000.00	0.00	250,000.00	250,000.00	0.00	0.00	0.00	250,000.00	139,150.02	0.00	0.00	0.00	139,150.02	139,150.02	0.00	0.00	0.00	139,150.02	0.00	110,849.98	0.00	0.00
Taxes, Duties and Licenses	5021501001	250,000.00	0.00	250,000.00	250,000.00	0.00	0.00	0.00	250,000.00	139,150.02	0.00	0.00	0.00	139,150.02	139,150.02	0.00	0.00	0.00	139,150.02	0.00	110,849.98	0.00	0.00
<b>Other Maintenance and Operating Expenses</b>	5021990000	4,658,000.00	0.00	4,658,000.00	4,658,000.00	0.00	0.00	0.00	4,658,000.00	1,592,815.60	0.00	0.00	0.00	1,592,815.60	758,890.60	0.00	0.00	0.00	758,890.60	0.00	3,065,184.40	0.00	833,925.00
Advertising Expenses	5021990100	218,000.00	0.00	218,000.00	218,000.00	0.00	0.00	0.00	218,000.00	3,000.00	0.00	0.00	0.00	3,000.00	3,000.00	0.00	0.00	0.00	3,000.00	0.00	215,000.00	0.00	0.00

STATEMENT OF APPROPRIATIONS, ALLOTMENTS, OBLIGATIONS, DISBURSEMENTS AND BALANCES BY OBJECT OF EXPENDITURES  
As at the Quarter Ending March 31, 2024

Department :State Universities and Colleges (SUCs)  
Agency :Kalinga State University  
Operating Unit :<not applicable>  
Organization Code :08 019 0000000  
Funding Cluster :01 - Regular Agency Fund

X	Current Year Appropriations
	Supplemental Appropriations
	Continuing Appropriations

(e.g. UACS Fund Cluster: 01-Regular Agency Fund, 02-Foreign Assisted Projects Fund, 03-Special Account-Locally Funded/Domestic Grants Fund, and 04-Special Account-Foreign Assisted/Foreign Grants Fund)


Particulars	UACS CODE	Appropriations			Allotments					Current Year Obligations					Current Year Disbursements					Balances			
		Authorized Appropriations	Adjustments (Transfer To/From, Modifications/Augmentations)	Adjusted Appropriations	Allotments Received	Adjustments (Reductions, Modifications/Augmentations)	Transfer To	Transfer From	Adjusted Total Allotments	1st Quarter Ending March 31	2nd Quarter Ending June 30	3rd Quarter Ending Sept. 30	4th Quarter Ending Dec. 31	Total	1st Quarter Ending March 31	2nd Quarter Ending June 30	3rd Quarter Ending Sept. 30	4th Quarter Ending Dec. 31	Total	Unreleased Appropriations	Unobligated Allotment	Unpaid Obligations (15-20) = (23+24)	
																						Due and Demandable	Not Yet Due and Demandable
1	2	3	4	5=(3-4)	6	7	8	9	10={6+(-7)-8+9}	11	12	13	14	15=(11+12+13+14)	16	17	18	19	20=(16+17+18+19)	21=(5-10)	22=(10-15)	23	24
Printing and Publication Expenses	5029902000	1,175,000.00	0.00	1,175,000.00	1,175,000.00	0.00	0.00	0.00	1,175,000.00	234,307.00	0.00	0.00	0.00	234,307.00	234,307.00	0.00	0.00	0.00	234,307.00	0.00	940,693.00	0.00	0.00
Representation Expenses	5029903000	2,500,000.00	0.00	2,500,000.00	2,500,000.00	0.00	0.00	0.00	2,500,000.00	1,109,732.00	0.00	0.00	0.00	1,109,732.00	415,782.00	0.00	0.00	0.00	415,782.00	0.00	1,390,268.00	0.00	693,950.00
Membership Dues and Contributions to Organizations	5029906000	505,000.00	0.00	505,000.00	505,000.00	0.00	0.00	0.00	505,000.00	105,801.60	0.00	0.00	0.00	105,801.60	105,801.60	0.00	0.00	0.00	105,801.60	0.00	399,198.40	0.00	0.00
Subscription Expenses	5029907000	260,000.00	0.00	260,000.00	260,000.00	0.00	0.00	0.00	260,000.00	139,975.00	0.00	0.00	0.00	139,975.00	0.00	0.00	0.00	0.00	0.00	0.00	120,025.00	0.00	139,975.00
Other Subscription Expenses	5029907099	260,000.00	0.00	260,000.00	260,000.00	0.00	0.00	0.00	260,000.00	139,975.00	0.00	0.00	0.00	139,975.00	0.00	0.00	0.00	0.00	0.00	0.00	120,025.00	0.00	139,975.00
Capital Outlays		162,500,000.00	(145,000,000.00)	17,500,000.00	162,500,000.00	(145,000,000.00)	0.00	0.00	17,500,000.00	10,761,500.00	0.00	0.00	0.00	10,761,500.00	0.00	0.00	0.00	0.00	0.00	0.00	6,738,500.00	0.00	10,761,500.00
Property, Plant and Equipment Outlay		162,500,000.00	(145,000,000.00)	17,500,000.00	162,500,000.00	(145,000,000.00)	0.00	0.00	17,500,000.00	10,761,500.00	0.00	0.00	0.00	10,761,500.00	0.00	0.00	0.00	0.00	0.00	0.00	6,738,500.00	0.00	10,761,500.00
Buildings and Other Structures	5060404000	145,000,000.00	(145,000,000.00)	0.00	145,000,000.00	(145,000,000.00)	0.00	0.00	0.00	0.00	0.00	0.00	0.00	0.00	0.00	0.00	0.00	0.00	0.00	0.00	0.00	0.00	0.00
School Buildings	5060404002	125,000,000.00	(125,000,000.00)	0.00	125,000,000.00	(125,000,000.00)	0.00	0.00	0.00	0.00	0.00	0.00	0.00	0.00	0.00	0.00	0.00	0.00	0.00	0.00	0.00	0.00	0.00
Hostels and Dormitories	5060404008	20,000,000.00	(20,000,000.00)	0.00	20,000,000.00	(20,000,000.00)	0.00	0.00	0.00	0.00	0.00	0.00	0.00	0.00	0.00	0.00	0.00	0.00	0.00	0.00	0.00	0.00	0.00
Machinery and Equipment Outlay	5060405000	17,500,000.00	0.00	17,500,000.00	17,500,000.00	0.00	0.00	0.00	17,500,000.00	10,761,500.00	0.00	0.00	0.00	10,761,500.00	0.00	0.00	0.00	0.00	0.00	0.00	6,738,500.00	0.00	10,761,500.00
Information and Communication Technology Equipment	5060405003	1,000,000.00	0.00	1,000,000.00	1,000,000.00	0.00	0.00	0.00	1,000,000.00	0.00	0.00	0.00	0.00	0.00	0.00	0.00	0.00	0.00	0.00	0.00	1,000,000.00	0.00	0.00
Other Machinery and Equipment	5060405099	16,500,000.00	0.00	16,500,000.00	16,500,000.00	0.00	0.00	0.00	16,500,000.00	10,761,500.00	0.00	0.00	0.00	10,761,500.00	0.00	0.00	0.00	0.00	0.00	0.00	5,738,500.00	0.00	10,761,500.00
B. Automatic Appropriations		19,455,000.00	0.00	19,455,000.00	19,455,000.00	0.00	0.00	0.00	19,455,000.00	5,942,757.23	0.00	0.00	0.00	5,942,757.23	5,942,757.23	0.00	0.00	0.00	5,942,757.23	0.00	13,512,242.77	0.00	0.00
Retirement and Life Insurance Premiums	5010301000	19,455,000.00	0.00	19,455,000.00	19,455,000.00	0.00	0.00	0.00	19,455,000.00	5,942,757.23	0.00	0.00	0.00	5,942,757.23	5,942,757.23	0.00	0.00	0.00	5,942,757.23	0.00	13,512,242.77	0.00	0.00
C. Special Purpose Funds		0.00	5,882,728.00	5,882,728.00	0.00	5,882,728.00	0.00	0.00	5,882,728.00	5,851,726.94	0.00	0.00	0.00	5,851,726.94	5,851,726.94	0.00	0.00	0.00	5,851,726.94	0.00	31,001.06	0.00	0.00

STATEMENT OF APPROPRIATIONS, ALLOTMENTS, OBLIGATIONS, DISBURSEMENTS AND BALANCES BY OBJECT OF EXPENDITURES  
As at the Quarter Ending March 31, 2024


Department :State Universities and Colleges (SUCs)  
 Agency :Kalinga State University  
 Operating Unit :<not applicable>  
 Organization Code :08 019 0000000  
 Funding Cluster :01 - Regular Agency Fund  
 (e.g. UACS Fund Cluster: 01-Regular Agency Fund, 02-Foreign Assisted Projects Fund, 03-Special Account-Locally Funded/Domestic Grants Fund, and 04-Special Account-Foreign Assisted/Foreign Grants Fund)

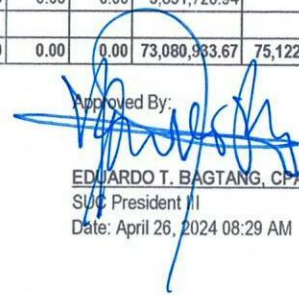
X	Current Year Appropriations
	Supplemental Appropriations
	Continuing Appropriations

Particulars	UACS CODE	Appropriations			Allotments			Current Year Obligations					Current Year Disbursements					Balances					
		Authorized Appropriations	Adjustments (Transfer To/From, Modifications/ Augmentations)	Adjusted Appropriations	Allotments Received	Adjustments (Reductions, Modifications/ Augmentations)	Transfer To	Transfer From	Adjusted Total Allotments	1st Quarter Ending March 31	2nd Quarter Ending June 30	3rd Quarter Ending Sept. 30	4th Quarter Ending Dec. 31	Total	1st Quarter Ending March 31	2nd Quarter Ending June 30	3rd Quarter Ending Sept. 30	4th Quarter Ending Dec. 31	Total	Unreleased Appropriations	Unobligated Allotment	Unpaid Obligations (15-20) = (23+24)	
																						Due and Demandable	Not Yet Due and Demandable
		3	4	5=(3+4)	6	7	8	9	10=({6+(-7)}-8+9)	11	12	13	14	15=(11+12+13+14)	16	17	18	19	20=(16+17+18+19)	21=(5-10)	22=(10-15)	23	24
Miscellaneous Personnel Benefits Fund		0.00	5,882,728.00	5,882,728.00	0.00	5,882,728.00	0.00	0.00	5,882,728.00	5,851,726.94	0.00	0.00	0.00	5,851,726.94	5,851,726.94	0.00	0.00	0.00	5,851,726.94	0.00	31,001.06	0.00	0.00
Other Compensation	501020000	0.00	5,882,728.00	5,882,728.00	0.00	5,882,728.00	0.00	0.00	5,882,728.00	5,851,726.94	0.00	0.00	0.00	5,851,726.94	5,851,726.94	0.00	0.00	0.00	5,851,726.94	0.00	31,001.06	0.00	0.00
Other Bonuses and Allowances		0.00	5,882,728.00	5,882,728.00	0.00	5,882,728.00	0.00	0.00	5,882,728.00	5,851,726.94	0.00	0.00	0.00	5,851,726.94	5,851,726.94	0.00	0.00	0.00	5,851,726.94	0.00	31,001.06	0.00	0.00
Performance Based Bonus - Civilian	501029904	0.00	5,882,728.00	5,882,728.00	0.00	5,882,728.00	0.00	0.00	5,882,728.00	5,851,726.94	0.00	0.00	0.00	5,851,726.94	5,851,726.94	0.00	0.00	0.00	5,851,726.94	0.00	31,001.06	0.00	0.00
<b>GRAND TOTAL</b>		<b>531,911,000.00</b>	<b>(139,117,272.00)</b>	<b>392,793,728.00</b>	<b>456,788,000.00</b>	<b>(139,117,272.00)</b>	<b>0.00</b>	<b>0.00</b>	<b>317,671,728.00</b>	<b>90,965,231.69</b>	<b>0.00</b>	<b>0.00</b>	<b>0.00</b>	<b>90,965,231.69</b>	<b>73,080,933.67</b>	<b>0.00</b>	<b>0.00</b>	<b>0.00</b>	<b>73,080,933.67</b>	<b>75,122,000.00</b>	<b>226,706,496.31</b>	<b>0.00</b>	<b>17,884,298.02</b>

Certified Correct:  
  
**ELSIE P. ANDRES**  
 Administrative Officer V (Budget Officer III)  
 Date: April 26, 2024 08:18 AM

Certified Correct:  
  
**ARNOLD A. TANDING, CPA, MBA**  
 Supervising Administrative Officer  
 Date: April 26, 2024 08:18 AM

Recommending Approval:  
  
**DANILO T. BUEN, MBA**  
 Chief Administrative Officer (Director, FMS)  
 Date: April 26, 2024 08:20 AM


Approved By:  
  
**EDUARDO T. BAGTANG, CPA, DBM**  
 SUC President III  
 Date: April 26, 2024 08:29 AM


STATEMENT OF APPROPRIATIONS, ALLOTMENTS, OBLIGATIONS, DISBURSEMENTS AND BALANCES BY OBJECT OF EXPENDITURES  
As at the Quarter Ending March 31, 2024


Department :State Universities and Colleges (SUCs)  
Agency :Kalinga State University  
Operating Unit :<not applicable>  
Organization Code :08 019 0000000  
Funding Cluster :01 - Regular Agency Fund  
(e.g. UACS Fund Cluster: 01-Regular Agency Fund, 02-Foreign Assisted Projects Fund, 03-Special Account-Locally Funded/Domestic Grants Fund, and 04-Special Account-Foreign Assisted/Foreign Grants Fund)


	Current Year Appropriations
	Supplemental Appropriations
X	Continuing Appropriations

Particulars	UACS CODE	Appropriations			Allotments						Current Year Obligations					Current Year Disbursements					Balances			
		Authorized Appropriations	Adjustments (Transfer To/From, Modifications/Augmentations)	Adjusted Appropriations	Allotments		Adjustments (Reductions, Modifications/Augmentations)	Transfer To	Transfer From	Adjusted Total Allotments	1st Quarter Ending March 31	2nd Quarter Ending June 30	3rd Quarter Ending Sept. 30	4th Quarter Ending Dec. 31	Total	1st Quarter Ending March 31	2nd Quarter Ending June 30	3rd Quarter Ending Sept. 30	4th Quarter Ending Dec. 31	Total	Unreleased Appropriations	Unobligated Allotment	Unpaid Obligations (15-20) = (23+24)	
					SARD	Unobligated																	Due and Demandable	Not Yet Due and Demandable
1	2	3	4	5=(3+4)	6	7	8	9	10	11=[(6+(-7))-8+9]	12	13	14	15	16=(11+12+13+14)	17	18	19	20	21=(16+17+18+19)	22=(5-10)	23=(10-15)	24	25
<b>SUMMARY</b>		25,360,730.00	1,300,000.00	26,660,730.00	25,360,730.00	1,300,000.00	0.00	0.00	0.00	26,660,730.00	19,669,440.52	0.00	0.00	0.00	19,669,440.52	19,659,640.52	0.00	0.00	0.00	19,659,640.52	0.00	6,991,289.48	0.00	9,800.00
Unreleased Appropriations		25,360,730.00	0.00	25,360,730.00	25,360,730.00	0.00	0.00	0.00	0.00	25,360,730.00	18,401,940.52	0.00	0.00	0.00	18,401,940.52	18,392,140.52	0.00	0.00	0.00	18,392,140.52	0.00	6,958,789.48	0.00	9,800.00
I. Agency Specific Budget		25,360,730.00	0.00	25,360,730.00	25,360,730.00	0.00	0.00	0.00	0.00	25,360,730.00	18,401,940.52	0.00	0.00	0.00	18,401,940.52	18,392,140.52	0.00	0.00	0.00	18,392,140.52	0.00	6,958,789.48	0.00	9,800.00
Maintenance and Other Operating Expenses		25,360,730.00	0.00	25,360,730.00	25,360,730.00	0.00	0.00	0.00	0.00	25,360,730.00	18,401,940.52	0.00	0.00	0.00	18,401,940.52	18,392,140.52	0.00	0.00	0.00	18,392,140.52	0.00	6,958,789.48	0.00	9,800.00
Survey, Research, Exploration and Development Expenses	5020700000	2,000,000.00	0.00	2,000,000.00	2,000,000.00	0.00	0.00	0.00	0.00	2,000,000.00	27,336.36	0.00	0.00	0.00	27,336.36	17,536.36	0.00	0.00	0.00	17,536.36	0.00	1,972,663.64	0.00	9,800.00
Research, Exploration and Development Expenses	5020702000	2,000,000.00	0.00	2,000,000.00	2,000,000.00	0.00	0.00	0.00	0.00	2,000,000.00	27,336.36	0.00	0.00	0.00	27,336.36	17,536.36	0.00	0.00	0.00	17,536.36	0.00	1,972,663.64	0.00	9,800.00
Research, Exploration and Development Expenses	5020702002	2,000,000.00	0.00	2,000,000.00	2,000,000.00	0.00	0.00	0.00	0.00	2,000,000.00	27,336.36	0.00	0.00	0.00	27,336.36	17,536.36	0.00	0.00	0.00	17,536.36	0.00	1,972,663.64	0.00	9,800.00
Financial Assistance/ Subsidy	5021400000	20,360,730.00	0.00	20,360,730.00	20,360,730.00	0.00	0.00	0.00	0.00	20,360,730.00	18,374,604.16	0.00	0.00	0.00	18,374,604.16	18,374,604.16	0.00	0.00	0.00	18,374,604.16	0.00	1,986,125.84	0.00	0.00
Subsidies - Others	5021499000	20,360,730.00	0.00	20,360,730.00	20,360,730.00	0.00	0.00	0.00	0.00	20,360,730.00	18,374,604.16	0.00	0.00	0.00	18,374,604.16	18,374,604.16	0.00	0.00	0.00	18,374,604.16	0.00	1,986,125.84	0.00	0.00
Other Maintenance and Operating Expenses	5029900000	3,000,000.00	0.00	3,000,000.00	3,000,000.00	0.00	0.00	0.00	0.00	3,000,000.00	0.00	0.00	0.00	0.00	0.00	0.00	0.00	0.00	0.00	0.00	0.00	3,000,000.00	0.00	0.00
Other Maintenance and Operating Expenses	5029999000	3,000,000.00	0.00	3,000,000.00	3,000,000.00	0.00	0.00	0.00	0.00	3,000,000.00	0.00	0.00	0.00	0.00	0.00	0.00	0.00	0.00	0.00	0.00	0.00	3,000,000.00	0.00	0.00
Other Maintenance and Operating Expenses	5029999099	3,000,000.00	0.00	3,000,000.00	3,000,000.00	0.00	0.00	0.00	0.00	3,000,000.00	0.00	0.00	0.00	0.00	0.00	0.00	0.00	0.00	0.00	0.00	0.00	3,000,000.00	0.00	0.00
Unobligated Allotment		0.00	1,300,000.00	1,300,000.00	0.00	1,300,000.00	0.00	0.00	0.00	1,300,000.00	1,267,500.00	0.00	0.00	0.00	1,267,500.00	1,267,500.00	0.00	0.00	0.00	1,267,500.00	0.00	32,500.00	0.00	0.00
I. Agency Specific Budget		0.00	1,300,000.00	1,300,000.00	0.00	1,300,000.00	0.00	0.00	0.00	1,300,000.00	1,267,500.00	0.00	0.00	0.00	1,267,500.00	1,267,500.00	0.00	0.00	0.00	1,267,500.00	0.00	32,500.00	0.00	0.00
Maintenance and Other Operating Expenses		0.00	1,300,000.00	1,300,000.00	0.00	1,300,000.00	0.00	0.00	0.00	1,300,000.00	1,267,500.00	0.00	0.00	0.00	1,267,500.00	1,267,500.00	0.00	0.00	0.00	1,267,500.00	0.00	32,500.00	0.00	0.00
Financial Assistance/ Subsidy	5021400000	0.00	1,300,000.00	1,300,000.00	0.00	1,300,000.00	0.00	0.00	0.00	1,300,000.00	1,267,500.00	0.00	0.00	0.00	1,267,500.00	1,267,500.00	0.00	0.00	0.00	1,267,500.00	0.00	32,500.00	0.00	0.00
Subsidies - Others	5021499000	0.00	1,300,000.00	1,300,000.00	0.00	1,300,000.00	0.00	0.00	0.00	1,300,000.00	1,267,500.00	0.00	0.00	0.00	1,267,500.00	1,267,500.00	0.00	0.00	0.00	1,267,500.00	0.00	32,500.00	0.00	0.00
<b>GRAND TOTAL</b>		25,360,730.00	1,300,000.00	26,660,730.00	25,360,730.00	1,300,000.00	0.00	0.00	0.00	26,660,730.00	19,669,440.52	0.00	0.00	0.00	19,669,440.52	19,659,640.52	0.00	0.00	0.00	19,659,640.52	0.00	6,991,289.48	0.00	9,800.00

Certified Correct  
  
**ELSIE P. ANDRES**  
Administrative Officer V (Budget Officer III)  
Date: April 26, 2024 08:18 AM

Certified Correct  
  
**ARNOLD A. TANDING, CPA, MBA**  
Supervising Administrative Officer  
Date: April 26, 2024 08:18 AM

Recommending Approval:  
  
**DANILO T. BUEN, MBA**  
Chief Administrative Officer (Director, FMS)  
Date: April 26, 2024 08:20 AM

Approved By:  
  
**EDUARDO T. BAGTANG, CPA, DBM**  
SUC President III  
Date: April 26, 2024 08:29 AM