


FAR No. 2  
**STATEMENT OF APPROVED BUDGET, UTILIZATIONS, DISBURSEMENTS AND BALANCES**  
As of the Quarter Ending March 31, 2018

Department : State Universities and Colleges (SUCs)  
Agency : Kalinga State University  
Operating Unit : N/A  
Organization Code (UACS) : 080190000000  
Fund Cluster: 05 - Internally Generated Income  
Report Status : SUBMITTED


Particulars	UACS CODE	Approved Budget			Budget Utilization					Disbursements					Balances		
		Approved Budgeted Revenue	Adjustments	Adjusted Budgeted Revenue	1st Quarter Ending March 31	2nd Quarter Ending June 30	3rd Quarter Ending Sept. 30	4th Quarter Ending Dec. 31	Total	1st Quarter Ending March 31	2nd Quarter Ending June 30	3rd Quarter Ending Sept. 30	4th Quarter Ending Dec. 31	Total	Unutilized Budget	Unpaid Utilizations	
1	2	3	4	5=[3+(-)4]	6	7	8	9	10=(6+7+8+9)	11	12	13	14	15=(11+12+13+14)	16=(5-10)	17	18
<b>I. Agency Approved Budget</b>																	
<b>Internally Generated Income</b>	05206441	52,214,085.00	-	52,214,085.00	7,426,257.27	-	-	-	7,426,257.27	7,426,257.27	-	-	-	7,426,257.27	44,787,827.73	-	-
General Administration and Support	1000000000000000	25,138,000.00	-	25,138,000.00	1,998,402.51	-	-	-	1,998,402.51	1,998,402.51	-	-	-	1,998,402.51	23,139,597.49	-	-
General Management and Supervision	100000100001000	25,138,000.00	-	25,138,000.00	1,998,402.51	-	-	-	1,998,402.51	1,998,402.51	-	-	-	1,998,402.51	23,139,597.49	-	-
PS		600,000.00	-	600,000.00	108,075.00	-	-	-	108,075.00	108,075.00	-	-	-	108,075.00	491,925.00	-	-
MOOE		7,638,000.00	-	7,638,000.00	295,282.01	-	-	-	295,282.01	295,282.01	-	-	-	295,282.01	7,342,717.99	-	-
CO		16,900,000.00	-	16,900,000.00	1,595,045.50	-	-	-	1,595,045.50	1,595,045.50	-	-	-	1,595,045.50	15,304,954.50	-	-
Support to Operations	2000000000000000	150,000.00	-	150,000.00	-	-	-	-	-	-	-	-	-	-	150,000.00	-	-
Auxiliary Services	200000100001000	150,000.00	-	150,000.00	-	-	-	-	-	-	-	-	-	-	150,000.00	-	-
MOOE		150,000.00	-	150,000.00	-	-	-	-	-	-	-	-	-	-	150,000.00	-	-
Operations	3000000000000000	26,926,085.00	-	26,926,085.00	5,427,854.76	-	-	-	5,427,854.76	5,427,854.76	-	-	-	5,427,854.76	21,498,230.24	-	-
OO : Relevant and quality tertiary education ensured to achieve inclusive growth and access of deserving but poor students to quality tertiary education increased	3100000000000000	24,426,085.00	-	24,426,085.00	5,393,676.76	-	-	-	5,393,676.76	5,393,676.76	-	-	-	5,393,676.76	19,032,408.24	-	-
HIGHER EDUCATION PROGRAM	3101000000000000	24,426,085.00	-	24,426,085.00	5,393,676.76	-	-	-	5,393,676.76	5,393,676.76	-	-	-	5,393,676.76	19,032,408.24	-	-
Provision of Higher Education Services	310100100001000	24,426,085.00	-	24,426,085.00	5,393,676.76	-	-	-	5,393,676.76	5,393,676.76	-	-	-	5,393,676.76	19,032,408.24	-	-
MOOE		24,426,085.00	-	24,426,085.00	5,393,676.76	-	-	-	5,393,676.76	5,393,676.76	-	-	-	5,393,676.76	19,032,408.24	-	-
OO : Higher education research improved to promote economic productivity and innovation	3200000000000000	1,500,000.00	-	1,500,000.00	34,178.00	-	-	-	34,178.00	34,178.00	-	-	-	34,178.00	1,465,822.00	-	-
RESEARCH PROGRAM	3202000000000000	1,500,000.00	-	1,500,000.00	34,178.00	-	-	-	34,178.00	34,178.00	-	-	-	34,178.00	1,465,822.00	-	-
Conduct of Research Services	320200100001000	1,500,000.00	-	1,500,000.00	34,178.00	-	-	-	34,178.00	34,178.00	-	-	-	34,178.00	1,465,822.00	-	-
MOOE		1,500,000.00	-	1,500,000.00	34,178.00	-	-	-	34,178.00	34,178.00	-	-	-	34,178.00	1,465,822.00	-	-
OO : Community engagement increased	3300000000000000	1,000,000.00	-	1,000,000.00	-	-	-	-	-	-	-	-	-	-	1,000,000.00	-	-
TECHNICAL ADVISORY EXTENSION PROGRAM	3301000000000000	1,000,000.00	-	1,000,000.00	-	-	-	-	-	-	-	-	-	-	1,000,000.00	-	-
Provision of Extension Services	330100100001000	1,000,000.00	-	1,000,000.00	-	-	-	-	-	-	-	-	-	-	1,000,000.00	-	-
MOOE		1,000,000.00	-	1,000,000.00	-	-	-	-	-	-	-	-	-	-	1,000,000.00	-	-

Particulars	UACS CODE	Approved Budget			Budget Utilization					Disbursements					Balances		
		Approved Budgeted Revenue	Adjustments	Adjusted Budgeted Revenue	1st Quarter Ending March 31	2nd Quarter Ending June 30	3rd Quarter Ending Sept. 30	4th Quarter Ending Dec. 31	Total	1st Quarter Ending March 31	2nd Quarter Ending June 30	3rd Quarter Ending Sept. 30	4th Quarter Ending Dec. 31	Total	Unutilized Budget	Unpaid Utilizations	
1	2	3	4	5=[3+(-)4]	6	7	8	9	10=(6+7+8+9)	11	12	13	14	15=(11+12+13+14)	16=(5-10)	17	18
<b>GRAND TOTAL</b>		52,214,085.00	-	52,214,085.00	7,426,257.27	-	-	-	7,426,257.27	7,426,257.27	-	-	-	7,426,257.27	44,787,827.73	-	-
PS		600,000.00	-	600,000.00	108,075.00	-	-	-	108,075.00	108,075.00	-	-	-	108,075.00	491,925.00	-	-
MOOE		34,714,085.00	-	34,714,085.00	5,723,136.77	-	-	-	5,723,136.77	5,723,136.77	-	-	-	5,723,136.77	28,990,948.23	-	-
Fin Ex		-	-	-	-	-	-	-	-	-	-	-	-	-	-	-	-
CO		16,900,000.00	-	16,900,000.00	1,595,045.50	-	-	-	1,595,045.50	1,595,045.50	-	-	-	1,595,045.50	15,304,954.50	-	-


Certified Correct:

  
**ELSIE P. ANDRES**  
 Agency Budget Officer  
 Date: 02/May/2018


Certified Correct:

  
**ARNOLD A. TANDING, CPA, MBA**  
 Agency Chief Accountant  
 Date: 02/May/2018

Recommended By:

  
**DANILO T. BUEN, MBA**  
 Director, FMS  
 Date: 02/May/2018

Approved By:

  
**EDUARDO T. BAGTANG, CPA, DBM**  
 Head of Agency or Authorized Representative  
 Date: 02/May/2018

This report was generated using the Unified Reporting System on 02/05/2018 09:33

FAR No. 2  
**STATEMENT OF APPROVED BUDGET, UTILIZATIONS, DISBURSEMENTS AND BALANCES**  
 As of the Quarter Ending March 31, 2018


Department : State Universities and Colleges (SUCs)  
 Agency : Kalinga State University  
 Operating Unit : N/A  
 Organization Code (UACS) : 080190000000  
 Fund Cluster: 06 - Business Type Income  
 Report Status : SUBMITTED

Particulars	UACS CODE	Approved Budget			Budget Utilization					Disbursements					Balances		
		Approved Budgeted Revenue	Adjustments	Adjusted Budgeted Revenue	1st Quarter Ending March 31	2nd Quarter Ending June 30	3rd Quarter Ending Sept. 30	4th Quarter Ending Dec. 31	Total	1st Quarter Ending March 31	2nd Quarter Ending June 30	3rd Quarter Ending Sept. 30	4th Quarter Ending Dec. 31	Total	Unutilized Budget	Unpaid Utilizations	
1	2	3	4	5=[3+(-)4]	6	7	8	9	10=(6+7+8+9)	11	12	13	14	15=(11+12+13+14)	16=(5-10)	17	18
<b>I. Agency Approved Budget</b>																	
<b>School Revolving Fund</b>	06207512	4,500,000.00	-	4,500,000.00	223,270.00	-	-	-	223,270.00	223,270.00	-	-	-	223,270.00	4,276,730.00	-	-
Support to Operations	2000000000000000	4,500,000.00	-	4,500,000.00	223,270.00	-	-	-	223,270.00	223,270.00	-	-	-	223,270.00	4,276,730.00	-	-
Auxiliary Services	200000100001000	4,500,000.00	-	4,500,000.00	223,270.00	-	-	-	223,270.00	223,270.00	-	-	-	223,270.00	4,276,730.00	-	-
MOOE		3,000,000.00	-	3,000,000.00	223,270.00	-	-	-	223,270.00	223,270.00	-	-	-	223,270.00	2,776,730.00	-	-
CO		1,500,000.00	-	1,500,000.00	-	-	-	-	-	-	-	-	-	-	1,500,000.00	-	-
<b>GRAND TOTAL</b>		<b>4,500,000.00</b>	<b>-</b>	<b>4,500,000.00</b>	<b>223,270.00</b>	<b>-</b>	<b>-</b>	<b>-</b>	<b>223,270.00</b>	<b>223,270.00</b>	<b>-</b>	<b>-</b>	<b>-</b>	<b>223,270.00</b>	<b>4,276,730.00</b>	<b>-</b>	<b>-</b>
PS		-	-	-	-	-	-	-	-	-	-	-	-	-	-	-	-
MOOE		3,000,000.00	-	3,000,000.00	223,270.00	-	-	-	223,270.00	223,270.00	-	-	-	223,270.00	2,776,730.00	-	-
Fin Ex		-	-	-	-	-	-	-	-	-	-	-	-	-	-	-	-
CO		1,500,000.00	-	1,500,000.00	-	-	-	-	-	-	-	-	-	-	1,500,000.00	-	-


Certified Correct:

  
**ELSIE P. ANDRES**  
 Agency Budget Officer  
 Date: 01/May/2018


Certified Correct:

  
**ARNOLD A. TANDING, CPA, MBA**  
 Agency Chief Accountant  
 Date: 01/May/2018

Recommended By:

  
**DANILO T. BUEN, MBA**  
 Director, FMS  
 Date: 01/May/2018

Approved By:

  
**EDUARDO T. BAGTANG, CPA, DBM**  
 Head of Agency or Authorized Representative  
 Date: 02/May/2018

This report was generated using the Unified Reporting System on 02/05/2018 09:31

FAR No. 2  
**STATEMENT OF APPROVED BUDGET, UTILIZATIONS, DISBURSEMENTS AND BALANCES**  
 As of the Quarter Ending March 31, 2018

Department : State Universities and Colleges (SUCs)  
 Agency : Kalinga State University  
 Operating Unit : N/A  
 Organization Code (UACS) : 080190000000  
 Fund Cluster: 07 - Trust Fund  
 Report Status : SUBMITTED

Particulars	UACS CODE	Approved Budget			Budget Utilization					Disbursements					Balances		
		Approved Budgeted Revenue	Adjustments	Adjusted Budgeted Revenue	1st Quarter Ending March 31	2nd Quarter Ending June 30	3rd Quarter Ending Sept. 30	4th Quarter Ending Dec. 31	Total	1st Quarter Ending March 31	2nd Quarter Ending June 30	3rd Quarter Ending Sept. 30	4th Quarter Ending Dec. 31	Total	Unutilized Budget	Unpaid Utilizations	
1	2	3	4	5=[3+(-)4]	6	7	8	9	10=(6+7+8+9)	11	12	13	14	15=(11+12+13+14)	16=(5-10)	17	18
<b>I. Agency Approved Budget</b>																	
<b>Inter-Agency Transferred Fund (IATF)</b>	07308601	20,000,000.00	-	20,000,000.00	1,452,310.34	-	-	-	1,452,310.34	1,452,310.34	-	-	-	1,452,310.34	18,547,689.66	-	-
Operations	3000000000000000	20,000,000.00	-	20,000,000.00	1,452,310.34	-	-	-	1,452,310.34	1,452,310.34	-	-	-	1,452,310.34	18,547,689.66	-	-
OO : Relevant and quality tertiary education ensured to achieve inclusive growth and access of deserving but poor students to quality tertiary education increased	3100000000000000	10,000,000.00	-	10,000,000.00	60,000.00	-	-	-	60,000.00	60,000.00	-	-	-	60,000.00	9,940,000.00	-	-
HIGHER EDUCATION PROGRAM	3101000000000000	10,000,000.00	-	10,000,000.00	60,000.00	-	-	-	60,000.00	60,000.00	-	-	-	60,000.00	9,940,000.00	-	-
Provision of Higher Education Services	310100100001000	10,000,000.00	-	10,000,000.00	60,000.00	-	-	-	60,000.00	60,000.00	-	-	-	60,000.00	9,940,000.00	-	-
MOOE		10,000,000.00	-	10,000,000.00	60,000.00	-	-	-	60,000.00	60,000.00	-	-	-	60,000.00	9,940,000.00	-	-
OO : Higher education research improved to promote economic productivity and innovation	3200000000000000	10,000,000.00	-	10,000,000.00	1,392,310.34	-	-	-	1,392,310.34	1,392,310.34	-	-	-	1,392,310.34	8,607,689.66	-	-
RESEARCH PROGRAM	3202000000000000	10,000,000.00	-	10,000,000.00	1,392,310.34	-	-	-	1,392,310.34	1,392,310.34	-	-	-	1,392,310.34	8,607,689.66	-	-
Conduct of Research Services	320200100001000	10,000,000.00	-	10,000,000.00	1,392,310.34	-	-	-	1,392,310.34	1,392,310.34	-	-	-	1,392,310.34	8,607,689.66	-	-
MOOE		10,000,000.00	-	10,000,000.00	1,392,310.34	-	-	-	1,392,310.34	1,392,310.34	-	-	-	1,392,310.34	8,607,689.66	-	-
<b>GRAND TOTAL</b>		<b>20,000,000.00</b>	<b>-</b>	<b>20,000,000.00</b>	<b>1,452,310.34</b>	<b>-</b>	<b>-</b>	<b>-</b>	<b>1,452,310.34</b>	<b>1,452,310.34</b>	<b>-</b>	<b>-</b>	<b>-</b>	<b>1,452,310.34</b>	<b>18,547,689.66</b>	<b>-</b>	<b>-</b>
PS		-	-	-	-	-	-	-	-	-	-	-	-	-	-	-	-
MOOE		20,000,000.00	-	20,000,000.00	1,452,310.34	-	-	-	1,452,310.34	1,452,310.34	-	-	-	1,452,310.34	18,547,689.66	-	-
Fin Ex		-	-	-	-	-	-	-	-	-	-	-	-	-	-	-	-
CO		-	-	-	-	-	-	-	-	-	-	-	-	-	-	-	-

Certified Correct:



**ELSIE P. ANDRES**  
 Agency Budget Officer  
 Date: 30/Apr/2018

Certified Correct:



**ARNOLD A. TANDING, CPA, MBA**  
 Agency Chief Accountant  
 Date: 30/Apr/2018

Recommended By:



**DANILO T. BUEN, MBA**  
 Director, FMS  
 Date: 30/Apr/2018

Approved By:



**EDUARDO T. BAGTANG, CPA, DBM**  
 Head of Agency or Authorized Representative  
 Date: 30/Apr/2018

This report was generated using the Unified Reporting System on 30/04/2018 17:18

FAR No. 2-A  
SUMMARY OF APPROVED BUDGET, UTILIZATIONS, DISBURSEMENTS AND BALANCES BY OBJECT OF EXPENDITURES  
As of the Quarter Ending March 31, 2018

Department : State Universities and Colleges (SUCs)  
Agency : Kalinga State University : Kalinga State University  
Operating Unit : N/A  
Organization Code (UACS) : 080190000000  
Fund Cluster : 05 - Internally Generated Income  
Report Status : SUBMITTED

Particulars	UACS CODE	Approved Budget			Budget Utilization					Disbursements					Balances		
		Approved Budgeted Revenue	Adjustments (Additions, Reductions)	Adjusted Budgeted Revenue	1st Quarter Ending March 31	2nd Quarter Ending June 30	3rd Quarter Ending Sept. 30	4th Quarter Ending Dec. 31	Total	1st Quarter Ending March 31	2nd Quarter Ending June 30	3rd Quarter Ending Sept. 30	4th Quarter Ending Dec. 31	Total	Unpaid Utilizations	Unpaid Utilizations	
1	2	3	4	5=[3+(-)4]	6	7	8	9	10=(6+7+8+9)	11	12	13	14	15=(11+12+13+14)	16=(5-10)	17	18
<b>I. Agency Specific Budget</b>																	
<b>Personnel Services</b>		<b>600,000.00</b>	-	<b>600,000.00</b>	<b>108,075.00</b>	-	-	-	<b>108,075.00</b>	<b>108,075.00</b>	-	-	-	<b>108,075.00</b>	<b>491,925.00</b>	-	-
Other Compensation	5010200000	500,000.00	-	500,000.00	108,075.00	-	-	-	108,075.00	108,075.00	-	-	-	108,075.00	391,925.00	-	-
Honoraria	5010210000	500,000.00	-	500,000.00	108,075.00	-	-	-	108,075.00	108,075.00	-	-	-	108,075.00	391,925.00	-	-
Honoraria - Civilian	5010210001	500,000.00	-	500,000.00	108,075.00	-	-	-	108,075.00	108,075.00	-	-	-	108,075.00	391,925.00	-	-
Other Personnel Benefits	5010400000	100,000.00	-	100,000.00	-	-	-	-	-	-	-	-	-	-	100,000.00	-	-
Other Personnel Benefits	5010499000	100,000.00	-	100,000.00	-	-	-	-	-	-	-	-	-	-	100,000.00	-	-
Other Personnel Benefits	5010499099	100,000.00	-	100,000.00	-	-	-	-	-	-	-	-	-	-	100,000.00	-	-
<b>Maintenance and Other Operating Expenses</b>		<b>34,714,085.00</b>	-	<b>34,714,085.00</b>	<b>5,723,136.77</b>	-	-	-	<b>5,723,136.77</b>	<b>5,723,136.77</b>	-	-	-	<b>5,723,137.00</b>	<b>28,990,948.00</b>	-	-
Traveling Expenses	5020100000	2,200,000.00	-	2,200,000.00	79,781.00	-	-	-	79,781.00	79,781.00	-	-	-	79,781.00	2,120,219.00	-	-
Traveling Expenses - Local	5020101000	1,600,000.00	-	1,600,000.00	79,781.00	-	-	-	79,781.00	79,781.00	-	-	-	79,781.00	1,520,219.00	-	-
Traveling Expenses - Local	5020101000	1,600,000.00	-	1,600,000.00	79,781.00	-	-	-	79,781.00	79,781.00	-	-	-	79,781.00	1,520,219.00	-	-
Traveling Expenses - Foreign	5020102000	600,000.00	-	600,000.00	-	-	-	-	-	-	-	-	-	-	600,000.00	-	-
Traveling Expenses - Foreign	5020102000	600,000.00	-	600,000.00	-	-	-	-	-	-	-	-	-	-	600,000.00	-	-
Training and Scholarship Expenses	5020200000	2,600,000.00	-	2,600,000.00	7,100.00	-	-	-	7,100.00	7,100.00	-	-	-	7,100.00	2,592,900.00	-	-
Training Expenses	5020201000	1,000,000.00	-	1,000,000.00	7,100.00	-	-	-	7,100.00	7,100.00	-	-	-	7,100.00	992,900.00	-	-
Training Expenses	5020201002	1,000,000.00	-	1,000,000.00	7,100.00	-	-	-	7,100.00	7,100.00	-	-	-	7,100.00	992,900.00	-	-
Scholarship Grants/Expenses	5020202000	1,600,000.00	-	1,600,000.00	-	-	-	-	-	-	-	-	-	-	1,600,000.00	-	-
Scholarship Grants/Expenses	5020202000	1,600,000.00	-	1,600,000.00	-	-	-	-	-	-	-	-	-	-	1,600,000.00	-	-
Supplies and Materials Expenses	5020300000	3,025,000.00	-	3,025,000.00	198,772.00	-	-	-	198,772.00	198,772.00	-	-	-	198,772.00	2,826,228.00	-	-
Office Supplies Expenses	5020301000	1,100,000.00	-	1,100,000.00	80,000.00	-	-	-	80,000.00	80,000.00	-	-	-	80,000.00	1,020,000.00	-	-
Office Supplies Expenses	5020301002	1,100,000.00	-	1,100,000.00	80,000.00	-	-	-	80,000.00	80,000.00	-	-	-	80,000.00	1,020,000.00	-	-
Accountable Forms Expenses	5020302000	125,000.00	-	125,000.00	-	-	-	-	-	-	-	-	-	-	125,000.00	-	-
Accountable Forms Expenses	5020302000	125,000.00	-	125,000.00	-	-	-	-	-	-	-	-	-	-	125,000.00	-	-
Fuel, Oil and Lubricants Expenses	5020309000	400,000.00	-	400,000.00	8,500.00	-	-	-	8,500.00	8,500.00	-	-	-	8,500.00	391,500.00	-	-
Fuel, Oil and Lubricants Expenses	5020309000	400,000.00	-	400,000.00	8,500.00	-	-	-	8,500.00	8,500.00	-	-	-	8,500.00	391,500.00	-	-
Other Supplies and Materials Expenses	5020399000	1,400,000.00	-	1,400,000.00	110,272.00	-	-	-	110,272.00	110,272.00	-	-	-	110,272.00	1,289,728.00	-	-
Other Supplies and Materials Expenses	5020399000	1,400,000.00	-	1,400,000.00	110,272.00	-	-	-	110,272.00	110,272.00	-	-	-	110,272.00	1,289,728.00	-	-
Utility Expenses	5020400000	850,000.00	-	850,000.00	-	-	-	-	-	-	-	-	-	-	850,000.00	-	-
Water Expenses	5020401000	10,000.00	-	10,000.00	-	-	-	-	-	-	-	-	-	-	10,000.00	-	-
Water Expenses	5020401000	10,000.00	-	10,000.00	-	-	-	-	-	-	-	-	-	-	10,000.00	-	-
Electricity Expenses	5020402000	840,000.00	-	840,000.00	-	-	-	-	-	-	-	-	-	-	840,000.00	-	-
Electricity Expenses	5020402000	840,000.00	-	840,000.00	-	-	-	-	-	-	-	-	-	-	840,000.00	-	-
Communication Expenses	5020500000	924,000.00	-	924,000.00	-	-	-	-	-	-	-	-	-	-	924,000.00	-	-
Telephone Expenses	5020502000	20,000.00	-	20,000.00	-	-	-	-	-	-	-	-	-	-	20,000.00	-	-

Particulars	UACS CODE	Approved Budget			Budget Utilization					Disbursements					Balances		
		Approved Budgeted Revenue	Adjustments (Additions, Reductions)	Adjusted Budgeted Revenue	1st Quarter Ending March 31	2nd Quarter Ending June 30	3rd Quarter Ending Sept. 30	4th Quarter Ending Dec. 31	Total	1st Quarter Ending March 31	2nd Quarter Ending June 30	3rd Quarter Ending Sept. 30	4th Quarter Ending Dec. 31	Total	Unpaid Utilizations	Unpaid Utilizations	
																Due and Demandable /	Not Yet Due and Demand
1	2	3	4	5=[3+(-)4]	6	7	8	9	10=(6+7+8+9)	11	12	13	14	15=(11+12+13+14)	16=(5-10)	17	18
Mobile	5020502001	20,000.00	-	20,000.00	-	-	-	-	-	-	-	-	-	-	20,000.00	-	-
Internet Subscription Expenses	5020503000	900,000.00	-	900,000.00	-	-	-	-	-	-	-	-	-	-	900,000.00	-	-
Internet Subscription Expenses	5020503000	900,000.00	-	900,000.00	-	-	-	-	-	-	-	-	-	-	900,000.00	-	-
Cable, Satellite, Telegraph and Radio Expenses	5020504000	4,000.00	-	4,000.00	-	-	-	-	-	-	-	-	-	-	4,000.00	-	-
Cable, Satellite, Telegraph and Radio Expenses	5020504000	4,000.00	-	4,000.00	-	-	-	-	-	-	-	-	-	-	4,000.00	-	-
Awards/Rewards and Prizes	5020600000	200,000.00	-	200,000.00	52,000.00	-	-	-	52,000.00	52,000.00	-	-	-	52,000.00	148,000.00	-	-
Prizes	5020602000	200,000.00	-	200,000.00	52,000.00	-	-	-	52,000.00	52,000.00	-	-	-	52,000.00	148,000.00	-	-
Prizes	5020602000	200,000.00	-	200,000.00	52,000.00	-	-	-	52,000.00	52,000.00	-	-	-	52,000.00	148,000.00	-	-
Survey, Research, Exploration and Development Expenses	5020700000	200,000.00	-	200,000.00	-	-	-	-	-	-	-	-	-	-	200,000.00	-	-
Survey Expenses	5020701000	200,000.00	-	200,000.00	-	-	-	-	-	-	-	-	-	-	200,000.00	-	-
Survey Expenses	5020701000	200,000.00	-	200,000.00	-	-	-	-	-	-	-	-	-	-	200,000.00	-	-
Confidential, Intelligence and Extraordinary Expenses	5021000000	100,000.00	-	100,000.00	-	-	-	-	-	-	-	-	-	-	100,000.00	-	-
Extraordinary and Miscellaneous Expenses	5021003000	100,000.00	-	100,000.00	-	-	-	-	-	-	-	-	-	-	100,000.00	-	-
Extraordinary and Miscellaneous Expenses	5021003000	100,000.00	-	100,000.00	-	-	-	-	-	-	-	-	-	-	100,000.00	-	-
General Services	5021200000	3,450,000.00	-	3,450,000.00	650.00	-	-	-	650.00	650.00	-	-	-	650.00	3,449,350.00	-	-
Janitorial Services	5021202000	300,000.00	-	300,000.00	-	-	-	-	-	-	-	-	-	-	300,000.00	-	-
Janitorial Services	5021202000	300,000.00	-	300,000.00	-	-	-	-	-	-	-	-	-	-	300,000.00	-	-
Security Services	5021203000	550,000.00	-	550,000.00	-	-	-	-	-	-	-	-	-	-	550,000.00	-	-
Security Services	5021203000	550,000.00	-	550,000.00	-	-	-	-	-	-	-	-	-	-	550,000.00	-	-
Other General Services	5021299000	2,600,000.00	-	2,600,000.00	650.00	-	-	-	650.00	650.00	-	-	-	650.00	2,599,350.00	-	-
Other General Services	5021299099	2,600,000.00	-	2,600,000.00	650.00	-	-	-	650.00	650.00	-	-	-	650.00	2,599,350.00	-	-
Repairs and Maintenance	5021300000	1,700,000.00	-	1,700,000.00	-	-	-	-	-	-	-	-	-	-	1,700,000.00	-	-
Repairs and Maintenance - Transportation Equipment	5021306000	1,700,000.00	-	1,700,000.00	-	-	-	-	-	-	-	-	-	-	1,700,000.00	-	-
Motor Vehicles	5021306001	1,700,000.00	-	1,700,000.00	-	-	-	-	-	-	-	-	-	-	1,700,000.00	-	-
Taxes, Insurance Premiums and Other Fees	5021500000	75,000.00	-	75,000.00	-	-	-	-	-	-	-	-	-	-	75,000.00	-	-
Insurance Expenses	5021503000	75,000.00	-	75,000.00	-	-	-	-	-	-	-	-	-	-	75,000.00	-	-
Insurance Expenses	5021503000	75,000.00	-	75,000.00	-	-	-	-	-	-	-	-	-	-	75,000.00	-	-
Other Maintenance and Operating Expenses	5029900000	19,390,085.00	-	19,390,085.00	5,384,833.77	-	-	-	5,384,833.77	5,384,833.77	-	-	-	5,384,834.00	14,005,251.00	-	-
Advertising Expenses	5029901000	20,000.00	-	20,000.00	-	-	-	-	-	-	-	-	-	-	20,000.00	-	-
Advertising Expenses	5029901000	20,000.00	-	20,000.00	-	-	-	-	-	-	-	-	-	-	20,000.00	-	-
Printing and Publication Expenses	5029902000	565,000.00	-	565,000.00	-	-	-	-	-	-	-	-	-	-	565,000.00	-	-
Printing and Publication Expenses	5029902000	565,000.00	-	565,000.00	-	-	-	-	-	-	-	-	-	-	565,000.00	-	-
Representation Expenses	5029903000	1,600,000.00	-	1,600,000.00	128,580.00	-	-	-	128,580.00	128,580.00	-	-	-	128,580.00	1,471,420.00	-	-
Representation Expenses	5029903000	1,600,000.00	-	1,600,000.00	128,580.00	-	-	-	128,580.00	128,580.00	-	-	-	128,580.00	1,471,420.00	-	-
Membership Dues and Contributions to Organizations	5029906000	50,000.00	-	50,000.00	-	-	-	-	-	-	-	-	-	-	50,000.00	-	-
Membership Dues and Contributions to Organizations	5029906000	50,000.00	-	50,000.00	-	-	-	-	-	-	-	-	-	-	50,000.00	-	-
Other Maintenance and Operating Expenses	5029999000	17,155,085.00	-	17,155,085.00	5,256,253.77	-	-	-	5,256,253.77	5,256,253.77	-	-	-	5,256,254.00	11,898,831.00	-	-
Other Maintenance and Operating Expenses	5029999099	17,155,085.00	-	17,155,085.00	5,256,253.77	-	-	-	5,256,253.77	5,256,253.77	-	-	-	5,256,254.00	11,898,831.00	-	-
<b>Capital Outlays</b>		<b>16,900,000.00</b>	<b>-</b>	<b>16,900,000.00</b>	<b>1,595,045.50</b>	<b>-</b>	<b>-</b>	<b>-</b>	<b>1,595,045.50</b>	<b>1,595,045.50</b>	<b>-</b>	<b>-</b>	<b>-</b>	<b>1,595,046.00</b>	<b>15,304,955.00</b>	<b>-</b>	<b>-</b>

Particulars	UACS CODE	Approved Budget			Budget Utilization					Disbursements					Balances		
		Approved Budgeted Revenue	Adjustments (Additions, Reductions)	Adjusted Budgeted Revenue	1st Quarter Ending March 31	2nd Quarter Ending June 30	3rd Quarter Ending Sept. 30	4th Quarter Ending Dec. 31	Total	1st Quarter Ending March 31	2nd Quarter Ending June 30	3rd Quarter Ending Sept. 30	4th Quarter Ending Dec. 31	Total	Unpaid Utilizations	Unpaid Utilizations	
																Due and Demandable /	Not Yet Due and Demand
1	2	3	4	5=[3+(-)4]	6	7	8	9	10=(6+7+8+9)	11	12	13	14	15=(11+12+13+14)	16=(5-10)	17	18
Land Improvements	1060200000	3,400,000.00	-	3,400,000.00	40,800.00	-	-	-	40,800.00	40,800.00	-	-	-	40,800.00	3,359,200.00	-	-
Other Land Improvements	1060299000	3,400,000.00	-	3,400,000.00	40,800.00	-	-	-	40,800.00	40,800.00	-	-	-	40,800.00	3,359,200.00	-	-
Other Land Improvements	1060299000	3,400,000.00	-	3,400,000.00	40,800.00	-	-	-	40,800.00	40,800.00	-	-	-	40,800.00	3,359,200.00	-	-
Furniture, Fixtures and Books	1060700000	1,000,000.00	-	1,000,000.00	70,000.00	-	-	-	70,000.00	70,000.00	-	-	-	70,000.00	930,000.00	-	-
Furniture and Fixtures	1060701000	1,000,000.00	-	1,000,000.00	70,000.00	-	-	-	70,000.00	70,000.00	-	-	-	70,000.00	930,000.00	-	-
Furniture and Fixtures	1060701000	1,000,000.00	-	1,000,000.00	70,000.00	-	-	-	70,000.00	70,000.00	-	-	-	70,000.00	930,000.00	-	-
Loans Outlay	5060200000	11,000,000.00	-	11,000,000.00	1,484,245.50	-	-	-	1,484,245.50	1,484,245.50	-	-	-	1,484,246.00	9,515,755.00	-	-
Loans Outlay - Others	5060299000	11,000,000.00	-	11,000,000.00	1,484,245.50	-	-	-	1,484,245.50	1,484,245.50	-	-	-	1,484,246.00	9,515,755.00	-	-
Loans Outlay - Others	5060299000	11,000,000.00	-	11,000,000.00	1,484,245.50	-	-	-	1,484,245.50	1,484,245.50	-	-	-	1,484,246.00	9,515,755.00	-	-
Property, Plant and Equipment Outlay	5060400000	1,500,000.00	-	1,500,000.00	-	-	-	-	-	-	-	-	-	-	1,500,000.00	-	-
Buildings and Other Structures	5060404000	500,000.00	-	500,000.00	-	-	-	-	-	-	-	-	-	-	500,000.00	-	-
Buildings	5060404001	500,000.00	-	500,000.00	-	-	-	-	-	-	-	-	-	-	500,000.00	-	-
Machinery and Equipment Outlay	5060405000	1,000,000.00	-	1,000,000.00	-	-	-	-	-	-	-	-	-	-	1,000,000.00	-	-
Other Machinery and Equipment	5060405099	1,000,000.00	-	1,000,000.00	-	-	-	-	-	-	-	-	-	-	1,000,000.00	-	-
<b>GRAND TOTAL</b>		-	-	-	-	-	-	-	-	-	-	-	-	-	-	-	-
<b>Grand Total</b>		<b>52,214,085.00</b>	-	<b>52,214,085.00</b>	<b>7,426,257.27</b>	-	-	-	<b>7,426,257.27</b>	<b>7,426,257.27</b>	-	-	-	<b>7,426,257.00</b>	<b>44,787,828.00</b>	-	-

Certified Correct:



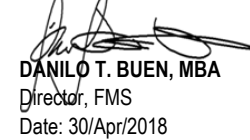
**ELSIE P. ANDRES**  
Agency Budget Officer  
Date: 30/Apr/2018

Certified Correct:



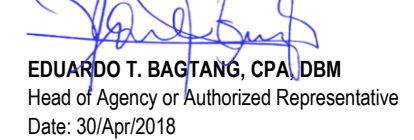
**ARNOLD A. TANDING, CPA, MBA**  
Agency Chief Accountant  
Date: 30/Apr/2018

Recommended By:



**DANILO T. BUEN, MBA**  
Director, FMS  
Date: 30/Apr/2018

Approved By:



**EDUARDO T. BAGTANG, CPA, DBM**  
Head of Agency or Authorized Representative  
Date: 30/Apr/2018

This report was generated using the Unified Reporting System on 30/04/2018 14:31

FAR No. 2-A

SUMMARY OF APPROVED BUDGET, UTILIZATIONS, DISBURSEMENTS AND BALANCES BY OBJECT OF EXPENDITURES

As of the Quarter Ending March 31, 2018

Department : State Universities and Colleges (SUCs)

Agency : Kalinga State University

Operating Unit : N/A

Organization Code (UACS) : 080190000000

Funding Source Code (as clustered) : 06 - Business Type Income

Report Status : SUBMITTED

Particulars	UACS CODE	Approved Budget			Budget Utilization					Disbursements					Balances		
		Approved Budgeted Revenue	Adjustments (Additions, Reductions, Realignment)	Adjusted Budgeted Revenue	1st Quarter Ending March 31	2nd Quarter Ending June 30	3rd Quarter Ending Sept. 30	4th Quarter Ending Dec. 31	Total	1st Quarter Ending March 31	2nd Quarter Ending June 30	3rd Quarter Ending Sept. 30	4th Quarter Ending Dec. 31	Total	Unpaid Utilizations	Unpaid Utilizations	
																Due and Demandable / Accounts Payable	Not Yet Due and Demandable
1	2	3	4	5=[3+(-)4]	6	7	8	9	10=(6+7+8+9)	11	12	13	14	15=(11+12+13+14)	16=(5-10)	17	18
<b>I. Agency Specific Budget</b>																	
<b>Maintenance and Other Operating Expenses</b>		<b>3,000,000.00</b>	<b>-</b>	<b>3,000,000.00</b>	<b>223,270.00</b>	<b>-</b>	<b>-</b>	<b>-</b>	<b>223,270.00</b>	<b>223,270.00</b>	<b>-</b>	<b>-</b>	<b>-</b>	<b>223,270.00</b>	<b>2,776,730.00</b>	<b>-</b>	<b>-</b>
Supplies and Materials Expenses	5020300000	1,950,000.00	-	1,950,000.00	209,270.00	-	-	-	209,270.00	209,270.00	-	-	-	209,270.00	1,740,730.00	-	-
Office Supplies Expenses	5020301000	300,000.00	-	300,000.00	-	-	-	-	-	-	-	-	-	-	300,000.00	-	-
Office Supplies Expenses	5020301002	300,000.00	-	300,000.00	-	-	-	-	-	-	-	-	-	-	300,000.00	-	-
Agricultural and Marine Supplies Expenses	5020310000	750,000.00	-	750,000.00	29,328.00	-	-	-	29,328.00	29,328.00	-	-	-	29,328.00	720,672.00	-	-
Agricultural and Marine Supplies Expenses	5020310000	750,000.00	-	750,000.00	29,328.00	-	-	-	29,328.00	29,328.00	-	-	-	29,328.00	720,672.00	-	-
Other Supplies and Materials Expenses	5020399000	900,000.00	-	900,000.00	179,942.00	-	-	-	179,942.00	179,942.00	-	-	-	179,942.00	720,058.00	-	-
Other Supplies and Materials Expenses	5020399000	900,000.00	-	900,000.00	179,942.00	-	-	-	179,942.00	179,942.00	-	-	-	179,942.00	720,058.00	-	-
Professional Services	5021100000	250,000.00	-	250,000.00	14,000.00	-	-	-	14,000.00	14,000.00	-	-	-	14,000.00	236,000.00	-	-
Other Professional Services	5021199000	250,000.00	-	250,000.00	14,000.00	-	-	-	14,000.00	14,000.00	-	-	-	14,000.00	236,000.00	-	-
Other Professional Services	5021199000	250,000.00	-	250,000.00	14,000.00	-	-	-	14,000.00	14,000.00	-	-	-	14,000.00	236,000.00	-	-
Repairs and Maintenance	5021300000	100,000.00	-	100,000.00	-	-	-	-	-	-	-	-	-	-	100,000.00	-	-
Repairs and Maintenance - Buildings and Other Structures	5021304000	100,000.00	-	100,000.00	-	-	-	-	-	-	-	-	-	-	100,000.00	-	-
Buildings	5021304001	100,000.00	-	100,000.00	-	-	-	-	-	-	-	-	-	-	100,000.00	-	-
Labor and Wages	5021600000	100,000.00	-	100,000.00	-	-	-	-	-	-	-	-	-	-	100,000.00	-	-
Labor and Wages	5021601000	100,000.00	-	100,000.00	-	-	-	-	-	-	-	-	-	-	100,000.00	-	-
Labor and Wages	5021601000	100,000.00	-	100,000.00	-	-	-	-	-	-	-	-	-	-	100,000.00	-	-
Other Maintenance and Operating Expenses	5029900000	600,000.00	-	600,000.00	-	-	-	-	-	-	-	-	-	-	600,000.00	-	-
Other Maintenance and Operating Expenses	5029999000	600,000.00	-	600,000.00	-	-	-	-	-	-	-	-	-	-	600,000.00	-	-
Other Maintenance and Operating Expenses	5029999099	600,000.00	-	600,000.00	-	-	-	-	-	-	-	-	-	-	600,000.00	-	-
<b>Capital Outlays</b>		<b>1,500,000.00</b>	<b>-</b>	<b>1,500,000.00</b>	<b>-</b>	<b>-</b>	<b>-</b>	<b>-</b>	<b>-</b>	<b>-</b>	<b>-</b>	<b>-</b>	<b>-</b>	<b>-</b>	<b>1,500,000.00</b>	<b>-</b>	<b>-</b>
Buildings and Other Structures	1060400000	400,000.00	-	400,000.00	-	-	-	-	-	-	-	-	-	-	400,000.00	-	-
Other Structures	1060499000	400,000.00	-	400,000.00	-	-	-	-	-	-	-	-	-	-	400,000.00	-	-
Other Structures	1060499000	400,000.00	-	400,000.00	-	-	-	-	-	-	-	-	-	-	400,000.00	-	-
Transportation Equipment	1060600000	200,000.00	-	200,000.00	-	-	-	-	-	-	-	-	-	-	200,000.00	-	-
Motor Vehicles	1060601000	200,000.00	-	200,000.00	-	-	-	-	-	-	-	-	-	-	200,000.00	-	-
Motor Vehicles	1060601000	200,000.00	-	200,000.00	-	-	-	-	-	-	-	-	-	-	200,000.00	-	-
Furniture, Fixtures and Books	1060700000	400,000.00	-	400,000.00	-	-	-	-	-	-	-	-	-	-	400,000.00	-	-
Furniture and Fixtures	1060701000	400,000.00	-	400,000.00	-	-	-	-	-	-	-	-	-	-	400,000.00	-	-
Furniture and Fixtures	1060701000	400,000.00	-	400,000.00	-	-	-	-	-	-	-	-	-	-	400,000.00	-	-
Property, Plant and Equipment Outlay	5060400000	500,000.00	-	500,000.00	-	-	-	-	-	-	-	-	-	-	500,000.00	-	-
Machinery and Equipment Outlay	5060405000	500,000.00	-	500,000.00	-	-	-	-	-	-	-	-	-	-	500,000.00	-	-



Particulars	UACS CODE	Approved Budget			Budget Utilization					Disbursements					Balances		
		Approved Budgeted Revenue	Adjustments (Additions, Reductions, Realignment)	Adjusted Budgeted Revenue	1st Quarter Ending March 31	2nd Quarter Ending June 30	3rd Quarter Ending Sept. 30	4th Quarter Ending Dec. 31	Total	1st Quarter Ending March 31	2nd Quarter Ending June 30	3rd Quarter Ending Sept. 30	4th Quarter Ending Dec. 31	Total	Unpaid Utilizations	Unpaid Utilizations	
																Due and Demandable / Accounts Payable	Not Yet Due and Demandable
1	2	3	4	5=[3+(-)4]	6	7	8	9	10=(6+7+8+9)	11	12	13	14	15=(11+12+13+14)	16=(5-10)	17	18
Other Machinery and Equipment	5060405099	500,000.00	-	500,000.00	-	-	-	-	-	-	-	-	-	-	500,000.00	-	-
<b>GRAND TOTAL</b>		-	-	-	-	-	-	-	-	-	-	-	-	-	-	-	-
<b>Grand Total</b>		<b>4,500,000.00</b>	-	<b>4,500,000.00</b>	<b>223,270.00</b>	-	-	-	<b>223,270.00</b>	<b>223,270.00</b>	-	-	-	<b>223,270.00</b>	<b>4,276,730.00</b>	-	-


Certified Correct:

  
**ELSIE P. ANDRES**  
 Agency Budget Officer  
 Date: 30/Apr/2018


Certified Correct:

  
**ARNOLD A. TANDING, CPA, MBA**  
 Agency Chief Accountant  
 Date: 30/Apr/2018

Recommended By:

  
**DANILO T. BUEN, MBA**  
 Director, FMS  
 Date: 30/Apr/2018

Approved By:

  
**EDUARDO T. BAGTANG, CPA, DBM**  
 Head of Agency or Authorized Representative  
 Date: 30/Apr/2018

This report was generated using the Unified Reporting System on 30/04/2018 14:33

FAR No. 2-A  
**SUMMARY OF APPROVED BUDGET, UTILIZATIONS, DISBURSEMENTS AND BALANCES BY OBJECT OF EXPENDITURES**  
 As of the Quarter Ending March 31, 2018

Department : **State Universities and Colleges (SUCs)**  
 Agency : **Kalinga State University**  
 Operating Unit : **N/A**  
 Organization Code (UACS) : **080190000000**  
 Funding Source Code (as clustered) : **07 - Trust Fund**  
 Report Status : **SUBMITTED**

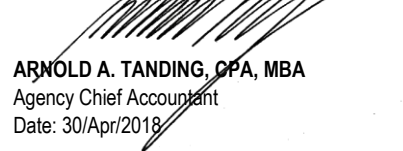
Particulars	UACS CODE	Approved Budget			Budget Utilization					Disbursements					Balances		
		Approved Budgeted Revenue	Adjustments (Additions, Reductions, Realignment)	Adjusted Budgeted Revenue	1st Quarter Ending March 31	2nd Quarter Ending June 30	3rd Quarter Ending Sept. 30	4th Quarter Ending Dec. 31	Total	1st Quarter Ending March 31	2nd Quarter Ending June 30	3rd Quarter Ending Sept. 30	4th Quarter Ending Dec. 31	Total	Unpaid Utilizations	Unpaid Utilizations	
																Due and Demandable / Accounts	Not Yet Due and Demandable
1	2	3	4	5=[3+(-)4]	6	7	8	9	10=(6+7+8+9)	11	12	13	14	15=(11+12+13+14)	16=(5-10)	17	18
<b>I. Agency Specific Budget</b>																	
<b>Maintenance and Other Operating Expenses</b>		<b>20,000,000.00</b>	-	<b>20,000,000.00</b>	<b>1,452,310.34</b>	-	-	-	<b>1,452,310.34</b>	<b>1,452,310.34</b>	-	-	-	<b>1,452,310.00</b>	<b>18,547,690.00</b>	-	-
Training and Scholarship Expenses	5020200000	10,000,000.00	-	10,000,000.00	60,000.00	-	-	-	60,000.00	60,000.00	-	-	-	60,000.00	9,940,000.00	-	-
Scholarship Grants/Expenses	5020202000	10,000,000.00	-	10,000,000.00	60,000.00	-	-	-	60,000.00	60,000.00	-	-	-	60,000.00	9,940,000.00	-	-
Scholarship Grants/Expenses	5020202000	10,000,000.00	-	10,000,000.00	60,000.00	-	-	-	60,000.00	60,000.00	-	-	-	60,000.00	9,940,000.00	-	-
Other Maintenance and Operating Expenses	5029900000	10,000,000.00	-	10,000,000.00	1,392,310.34	-	-	-	1,392,310.34	1,392,310.34	-	-	-	1,392,310.00	8,607,690.00	-	-
Other Maintenance and Operating Expenses	5029999000	10,000,000.00	-	10,000,000.00	1,392,310.34	-	-	-	1,392,310.34	1,392,310.34	-	-	-	1,392,310.00	8,607,690.00	-	-
Other Maintenance and Operating Expenses	5029999099	10,000,000.00	-	10,000,000.00	1,392,310.34	-	-	-	1,392,310.34	1,392,310.34	-	-	-	1,392,310.00	8,607,690.00	-	-
<b>GRAND TOTAL</b>		-	-	-	-	-	-	-	-	-	-	-	-	-	-	-	-
<b>Grand Total</b>		<b>20,000,000.00</b>	-	<b>20,000,000.00</b>	<b>1,452,310.34</b>	-	-	-	<b>1,452,310.34</b>	<b>1,452,310.34</b>	-	-	-	<b>1,452,310.00</b>	<b>18,547,690.00</b>	-	-

Certified Correct:




**ELSIE P. ANDRES**  
 Agency Budget Officer  
 Date: 30/Apr/2018

Certified Correct:




**ARNOLD A. TANDING, CPA, MBA**  
 Agency Chief Accountant  
 Date: 30/Apr/2018

Recommended By:



**DANILO T. BUEN, MBA**  
 Director, FMS  
 Date: 30/Apr/2018

Approved By:



**EDUARDO T. BAGTANG, CPA, DBM**  
 Head of Agency or Authorized Representative  
 Date: 30/Apr/2018