

STATEMENT OF APPROVED BUDGET, UTILIZATIONS, DISBURSEMENTS AND BALANCES
 (For Off-Budgetary Funds)
 As at the Quarter Ending March 31, 2022

Department :State Universities and Colleges (SUCs)
 Agency :Kalinga State University
 Operating Unit :<not applicable>
 Organization Code :08 019 0000000
 Funding Cluster :05 Internally Generated Funds
 (e.g. UACS Fund Cluster: 05-Internally Generated Funds and 06-Business Related Funds)

Particulars	UACS CODE	Approved Budget			Utilizations					Disbursements					Balances		
		Approved Budgeted Revenue	Adjustments (Reductions, Modifications/ Augmentations)	Adjusted Budgeted Revenue	1st Quarter Ending March 31	2nd Quarter Ending June 30	3rd Quarter Ending Sept. 30	4th Quarter Ending Dec. 31	Total	1st Quarter Ending March 31	2nd Quarter Ending June 30	3rd Quarter Ending Sept. 30	4th Quarter Ending Dec. 31	Total	Unutilized Budget	Unpaid Utilizations	
																Due and Demandable	Not Yet Due and Demandable
1	2	3	4	5=[3+(-)4]	6	7	8	9	10=(6+7+8+9)	11	12	13	14	15=(11+12+13+14)	16=(5-10)	17	18
General Administration and Support	1000000000000000	24,000,000.00	6,352,969.28	30,352,969.28	2,090,857.61	0.00	0.00	0.00	2,090,857.61	929,941.40	0.00	0.00	0.00	929,941.40	28,262,111.67	0.00	#####
General Management and Supervision	100000100001000	24,000,000.00	6,352,969.28	30,352,969.28	2,090,857.61	0.00	0.00	0.00	2,090,857.61	929,941.40	0.00	0.00	0.00	929,941.40	28,262,111.67	0.00	#####
MOOE		6,000,000.00	1,303,806.44	7,303,806.44	0.00	0.00	0.00	0.00	1,471,084.77	0.00	0.00	0.00	0.00	809,895.15	5,832,721.67	0.00	661,189.62
CO		18,000,000.00	5,049,162.84	23,049,162.84	0.00	0.00	0.00	0.00	619,772.84	0.00	0.00	0.00	0.00	120,046.25	22,429,390.00	0.00	499,726.59
Sub-Total, General Administration and Support		24,000,000.00	6,352,969.28	30,352,969.28	2,090,857.61	0.00	0.00	0.00	2,090,857.61	929,941.40	0.00	0.00	0.00	929,941.40	28,262,111.67	0.00	#####
PS		0.00	0.00	0.00	0.00	0.00	0.00	0.00	0.00	0.00	0.00	0.00	0.00	0.00	0.00	0.00	0.00
MOOE		6,000,000.00	1,303,806.44	7,303,806.44	1,471,084.77	0.00	0.00	0.00	1,471,084.77	809,895.15	0.00	0.00	0.00	809,895.15	5,832,721.67	0.00	661,189.62
FinEx (if Applicable)		0.00	0.00	0.00	0.00	0.00	0.00	0.00	0.00	0.00	0.00	0.00	0.00	0.00	0.00	0.00	0.00
CO		18,000,000.00	5,049,162.84	23,049,162.84	619,772.84	0.00	0.00	0.00	619,772.84	120,046.25	0.00	0.00	0.00	120,046.25	22,429,390.00	0.00	499,726.59
Support to Operations	2000000000000000	1,200,000.00	0.00	1,200,000.00	10,000.00	0.00	0.00	0.00	10,000.00	10,000.00	0.00	0.00	0.00	10,000.00	1,190,000.00	0.00	0.00
Auxiliary Services	200000100001000	1,200,000.00	0.00	1,200,000.00	10,000.00	0.00	0.00	0.00	10,000.00	10,000.00	0.00	0.00	0.00	10,000.00	1,190,000.00	0.00	0.00
MOOE		1,200,000.00	0.00	1,200,000.00	0.00	0.00	0.00	0.00	10,000.00	0.00	0.00	0.00	0.00	10,000.00	1,190,000.00	0.00	0.00
Sub-Total, Support to Operations		1,200,000.00	0.00	1,200,000.00	10,000.00	0.00	0.00	0.00	10,000.00	10,000.00	0.00	0.00	0.00	10,000.00	1,190,000.00	0.00	0.00
PS		0.00	0.00	0.00	0.00	0.00	0.00	0.00	0.00	0.00	0.00	0.00	0.00	0.00	0.00	0.00	0.00
MOOE		1,200,000.00	0.00	1,200,000.00	10,000.00	0.00	0.00	0.00	10,000.00	10,000.00	0.00	0.00	0.00	10,000.00	1,190,000.00	0.00	0.00
FinEx (if Applicable)		0.00	0.00	0.00	0.00	0.00	0.00	0.00	0.00	0.00	0.00	0.00	0.00	0.00	0.00	0.00	0.00
CO		0.00	0.00	0.00	0.00	0.00	0.00	0.00	0.00	0.00	0.00	0.00	0.00	0.00	0.00	0.00	0.00
Operations	3000000000000000	40,800,000.00	14,220,580.30	55,020,580.30	3,109,294.19	0.00	0.00	0.00	3,109,294.19	864,120.27	0.00	0.00	0.00	864,120.27	51,911,286.11	0.00	#####

STATEMENT OF APPROVED BUDGET, UTILIZATIONS, DISBURSEMENTS AND BALANCES
 (For Off-Budgetary Funds)
 As at the Quarter Ending March 31, 2022


Department :State Universities and Colleges (SUCs)
 Agency :Kalinga State University
 Operating Unit :<not applicable>
 Organization Code :08 019 0000000
 Funding Cluster :05 Internally Generated Funds
 (e.g. UACS Fund Cluster: 05-Internally Generated Funds and 06-Business Related Funds)

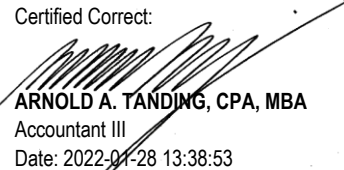
Particulars	UACS CODE	Approved Budget			Utilizations					Disbursements					Balances		
		Approved Budgeted Revenue	Adjustments (Reductions, Modifications/ Augmentations)	Adjusted Budgeted Revenue	1st Quarter Ending March 31	2nd Quarter Ending June 30	3rd Quarter Ending Sept. 30	4th Quarter Ending Dec. 31	Total	1st Quarter Ending March 31	2nd Quarter Ending June 30	3rd Quarter Ending Sept. 30	4th Quarter Ending Dec. 31	Total	Unutilized Budget	Unpaid Utilizations	
																Due and Demandable	Not Yet Due and Demandable
1	2	3	4	5=[3+(-)4]	6	7	8	9	10=(6+7+8+9)	11	12	13	14	15=(11+12+13+14)	16=(5-10)	17	18
OO : Relevant and quality tertiary education ensured to achieve inclusive growth and access of deserving but poor students to quality tertiary education increased	3100000000000000	38,600,000.00	14,038,033.80	52,638,033.80	2,947,239.42	0.00	0.00	0.00	2,947,239.42	724,937.24	0.00	0.00	0.00	724,937.24	49,690,794.38	0.00	#####
HIGHER EDUCATION PROGRAM	3101000000000000	38,600,000.00	14,038,033.80	52,638,033.80	2,947,239.42	0.00	0.00	0.00	2,947,239.42	724,937.24	0.00	0.00	0.00	724,937.24	49,690,794.38	0.00	#####
Provision of Higher Education Services	310100100002000	38,600,000.00	14,038,033.80	52,638,033.80	2,947,239.42	0.00	0.00	0.00	2,947,239.42	724,937.24	0.00	0.00	0.00	724,937.24	49,690,794.38	0.00	#####
MOOE		38,600,000.00	14,038,033.80	52,638,033.80	0.00	0.00	0.00	0.00	2,947,239.42	0.00	0.00	0.00	0.00	724,937.24	49,690,794.38	0.00	#####
OO : Higher education research improved to promote economic productivity and innovation	3200000000000000	1,200,000.00	133,808.00	1,333,808.00	148,658.05	0.00	0.00	0.00	148,658.05	131,183.03	0.00	0.00	0.00	131,183.03	1,185,149.95	0.00	17,475.02
RESEARCH PROGRAM	3202000000000000	1,200,000.00	133,808.00	1,333,808.00	148,658.05	0.00	0.00	0.00	148,658.05	131,183.03	0.00	0.00	0.00	131,183.03	1,185,149.95	0.00	17,475.02
Conduct of Research Services	320200100001000	1,200,000.00	133,808.00	1,333,808.00	148,658.05	0.00	0.00	0.00	148,658.05	131,183.03	0.00	0.00	0.00	131,183.03	1,185,149.95	0.00	17,475.02
MOOE		1,200,000.00	133,808.00	1,333,808.00	0.00	0.00	0.00	0.00	148,658.05	0.00	0.00	0.00	0.00	131,183.03	1,185,149.95	0.00	17,475.02


STATEMENT OF APPROVED BUDGET, UTILIZATIONS, DISBURSEMENTS AND BALANCES
 (For Off-Budgetary Funds)
 As at the Quarter Ending March 31, 2022


Department :State Universities and Colleges (SUCs)
 Agency :Kalinga State University
 Operating Unit :<not applicable>
 Organization Code :08 019 0000000
 Funding Cluster :05 Internally Generated Funds
 (e.g. UACS Fund Cluster: 05-Internally Generated Funds and 06-Business Related Funds)

Particulars	UACS CODE	Approved Budget			Utilizations					Disbursements					Balances		
		Approved Budgeted Revenue	Adjustments (Reductions, Modifications/ Augmentations)	Adjusted Budgeted Revenue	1st Quarter Ending March 31	2nd Quarter Ending June 30	3rd Quarter Ending Sept. 30	4th Quarter Ending Dec. 31	Total	1st Quarter Ending March 31	2nd Quarter Ending June 30	3rd Quarter Ending Sept. 30	4th Quarter Ending Dec. 31	Total	Unutilized Budget	Unpaid Utilizations	
																Due and Demandable	Not Yet Due and Demandable
1	2	3	4	5=[3+(-)4]	6	7	8	9	10=(6+7+8+9)	11	12	13	14	15=(11+12+13+14)	16=(5-10)	17	18
OO : Community engagement increased	3300000000000000	1,000,000.00	48,738.50	1,048,738.50	13,396.72	0.00	0.00	0.00	13,396.72	8,000.00	0.00	0.00	0.00	8,000.00	1,035,341.78	0.00	5,396.72
TECHNICAL ADVISORY EXTENSION PROGRAM	3301000000000000	1,000,000.00	48,738.50	1,048,738.50	13,396.72	0.00	0.00	0.00	13,396.72	8,000.00	0.00	0.00	0.00	8,000.00	1,035,341.78	0.00	5,396.72
Provision of Extension Services	330100100001000	1,000,000.00	48,738.50	1,048,738.50	13,396.72	0.00	0.00	0.00	13,396.72	8,000.00	0.00	0.00	0.00	8,000.00	1,035,341.78	0.00	5,396.72
MOOE		1,000,000.00	48,738.50	1,048,738.50	0.00	0.00	0.00	0.00	13,396.72	0.00	0.00	0.00	0.00	8,000.00	1,035,341.78	0.00	5,396.72
Sub-Total, Operations		40,800,000.00	14,220,580.30	55,020,580.30	3,109,294.19	0.00	0.00	0.00	3,109,294.19	864,120.27	0.00	0.00	0.00	864,120.27	51,911,286.11	0.00	#####
PS		0.00	0.00	0.00	0.00	0.00	0.00	0.00	0.00	0.00	0.00	0.00	0.00	0.00	0.00	0.00	0.00
MOOE		40,800,000.00	14,220,580.30	55,020,580.30	3,109,294.19	0.00	0.00	0.00	3,109,294.19	864,120.27	0.00	0.00	0.00	864,120.27	51,911,286.11	0.00	#####
FinEx (if Applicable)		0.00	0.00	0.00	0.00	0.00	0.00	0.00	0.00	0.00	0.00	0.00	0.00	0.00	0.00	0.00	0.00
CO		0.00	0.00	0.00	0.00	0.00	0.00	0.00	0.00	0.00	0.00	0.00	0.00	0.00	0.00	0.00	0.00
GRAND TOTAL		66,000,000.00	20,573,549.58	86,573,549.58	5,210,151.80	0.00	0.00	0.00	5,210,151.80	1,804,061.67	0.00	0.00	0.00	1,804,061.67	81,363,397.78	0.00	#####
PS		0.00	0.00	0.00	0.00	0.00	0.00	0.00	0.00	0.00	0.00	0.00	0.00	0.00	0.00	0.00	0.00
MOOE		48,000,000.00	15,524,386.74	63,524,386.74	4,590,378.96	0.00	0.00	0.00	4,590,378.96	1,684,015.42	0.00	0.00	0.00	1,684,015.42	58,934,007.78	0.00	#####
FinEx (if Applicable)		0.00	0.00	0.00	0.00	0.00	0.00	0.00	0.00	0.00	0.00	0.00	0.00	0.00	0.00	0.00	0.00
CO		18,000,000.00	5,049,162.84	23,049,162.84	619,772.84	0.00	0.00	0.00	619,772.84	120,046.25	0.00	0.00	0.00	120,046.25	22,429,390.00	0.00	499,726.59

Certified Correct:

ELSIE P. ANDRES
 Budget Officer
 Date: 2022-01-28 13:38:53

Certified Correct:

ARNOLD A. TANDING, CPA, MBA
 Accountant III
 Date: 2022-01-28 13:38:53


Recommending Approval:

DANILO T. BUEN, MBA
 Director, FMS
 Date: 2022-01-28 13:40:01

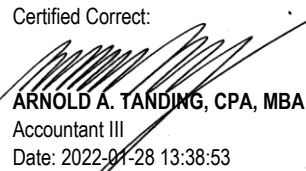
Approved By:

EDUARDO T. BAGTANG, CPA, DBM
 SUC President III
 Date: 2022-01-28 13:42:27

STATEMENT OF APPROVED BUDGET, UTILIZATIONS, DISBURSEMENTS AND BALANCES
 (For Off-Budgetary Funds)
 As at the Quarter Ending March 31, 2022

Department :State Universities and Colleges (SUCs)
 Agency :Kalinga State University
 Operating Unit :<not applicable>
 Organization Code :08 019 0000000
 Funding Cluster :06 Business Related Funds
 (e.g. UACS Fund Cluster: 05-Internally Generated Funds and 06-Business Related Funds)

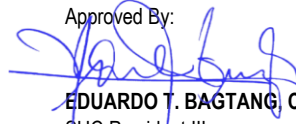
Particulars	UACS CODE	Approved Budget			Utilizations					Disbursements					Balances		
		Approved Budgeted Revenue	Adjustments (Reductions, Modifications/ Augmentations)	Adjusted Budgeted Revenue	1st Quarter Ending March 31	2nd Quarter Ending June 30	3rd Quarter Ending Sept. 30	4th Quarter Ending Dec. 31	Total	1st Quarter Ending March 31	2nd Quarter Ending June 30	3rd Quarter Ending Sept. 30	4th Quarter Ending Dec. 31	Total	Unutilized Budget	Unpaid Utilizations	
																Due and Demandable	Not Yet Due and Demandable
1	2	3	4	5=[3+(-)4]	6	7	8	9	10=(6+7+8+9)	11	12	13	14	15=(11+12+13+14)	16=(5-10)	17	18
Support to Operations	2000000000000000	8,500,000.00	751,264.76	9,251,264.76	553,001.02	0.00	0.00	0.00	553,001.02	320,295.26	0.00	0.00	0.00	320,295.26	8,698,263.74	0.00	232,705.76
Auxiliary Services	200000100001000	8,500,000.00	751,264.76	9,251,264.76	553,001.02	0.00	0.00	0.00	553,001.02	320,295.26	0.00	0.00	0.00	320,295.26	8,698,263.74	0.00	232,705.76
MOOE		6,500,000.00	182,322.32	6,682,322.32	353,001.02	0.00	0.00	0.00	353,001.02	120,295.26	0.00	0.00	0.00	120,295.26	6,329,321.30	0.00	232,705.76
CO		2,000,000.00	568,942.44	2,568,942.44	200,000.00	0.00	0.00	0.00	200,000.00	200,000.00	0.00	0.00	0.00	200,000.00	2,368,942.44	0.00	0.00
Sub-Total, Support to Operations		8,500,000.00	751,264.76	9,251,264.76	553,001.02	0.00	0.00	0.00	553,001.02	320,295.26	0.00	0.00	0.00	320,295.26	8,698,263.74	0.00	232,705.76
PS		0.00	0.00	0.00	0.00	0.00	0.00	0.00	0.00	0.00	0.00	0.00	0.00	0.00	0.00	0.00	0.00
MOOE		6,500,000.00	182,322.32	6,682,322.32	353,001.02	0.00	0.00	0.00	353,001.02	120,295.26	0.00	0.00	0.00	120,295.26	6,329,321.30	0.00	232,705.76
FinEx (if Applicable)		0.00	0.00	0.00	0.00	0.00	0.00	0.00	0.00	0.00	0.00	0.00	0.00	0.00	0.00	0.00	0.00
CO		2,000,000.00	568,942.44	2,568,942.44	200,000.00	0.00	0.00	0.00	200,000.00	200,000.00	0.00	0.00	0.00	200,000.00	2,368,942.44	0.00	0.00
GRAND TOTAL		8,500,000.00	751,264.76	9,251,264.76	553,001.02	0.00	0.00	0.00	553,001.02	320,295.26	0.00	0.00	0.00	320,295.26	8,698,263.74	0.00	232,705.76
PS		0.00	0.00	0.00	0.00	0.00	0.00	0.00	0.00	0.00	0.00	0.00	0.00	0.00	0.00	0.00	0.00
MOOE		6,500,000.00	182,322.32	6,682,322.32	353,001.02	0.00	0.00	0.00	353,001.02	120,295.26	0.00	0.00	0.00	120,295.26	6,329,321.30	0.00	232,705.76
FinEx (if Applicable)		0.00	-	0.00	0.00	0.00	0.00	0.00	0.00	0.00	0.00	0.00	0.00	0.00	0.00	0.00	0.00
CO		2,000,000.00	568,942.44	2,568,942.44	200,000.00	0.00	0.00	0.00	200,000.00	200,000.00	0.00	0.00	0.00	200,000.00	2,368,942.44	0.00	0.00

Certified Correct:

ELSIE P. ANDRES
 Budget Officer
 Date: 2022-01-28 13:38:53

Certified Correct:

ARNOLD A. TANDING, CPA, MBA
 Accountant III
 Date: 2022-01-28 13:38:53

Recommending Approval:

DANILO T. BUEN, MBA
 Director, FMS
 Date: 2022-01-28 13:40:01

Approved By:

EDUARDO T. BAGTANG, CPA, DBM
 SUC President III
 Date: 2022-01-28 13:42:27

SUMMARY OF APPROVED BUDGET, UTILIZATIONS, DISBURSEMENTS AND BALANCES BY OBJECT OF EXPENDITURES
(For Off-Budgetary Funds)
As at the Quarter Ending March 31, 2022

Department :State Universities and Colleges (SUCs)
 Agency :Kalinga State University
 Operating Unit :<not applicable>
 Organization Code :08 019 0000000
 Funding Cluster :05 Internally Generated Funds
 (e.g. UACS Fund Cluster: 05-Internally Generated Funds and 06-Business Related Funds)

Particulars	UACS CODE	Approved Budget			Utilizations					Disbursements					Balances		
		Approved Budgeted Revenue	Adjustments (Reductions, Modifications/ Augmentations)	Adjusted Budgeted Revenue	1st Quarter Ending March 31	2nd Quarter Ending June 30	3rd Quarter Ending Sept. 30	4th Quarter Ending Dec. 31	Total	1st Quarter Ending March 31	2nd Quarter Ending June 30	3rd Quarter Ending Sept. 30	4th Quarter Ending Dec. 31	Total	Unutilized Budget	Unpaid Utilizations	
																Due and Demandable	Not Yet Due and Demandable
1	2	3	4	5=[3+(-)4]	6	7	8	9	10=(6+7+8+9)	11	12	13	14	15=(11+12+13+14)	16=(5-10)	17	18
SUMMARY																	
A. AGENCY SPECIFIC BUDGET																	
Maintenance and Other Operating Expenses		48,000,000.00	15,524,386.74	63,524,386.74	4,590,378.96	0.00	0.00	0.00	4,590,378.96	0.00	0.00	0.00	0.00	1,684,015.42	58,934,007.78	0.00	2,906,363.54
Traveling Expenses	5020100000	1,200,000.00	0.00	1,200,000.00	115,000.00	0.00	0.00	0.00	115,000.00	0.00	0.00	0.00	0.00	115,000.00	1,085,000.00	0.00	0.00
Traveling Expenses - Local	5020101000	1,200,000.00	0.00	1,200,000.00	115,000.00	0.00	0.00	0.00	115,000.00	0.00	0.00	0.00	0.00	115,000.00	1,085,000.00	0.00	0.00
Expenses - Local	5020101000	1,200,000.00	0.00	1,200,000.00	115,000.00	0.00	0.00	0.00	115,000.00	0.00	0.00	0.00	0.00	115,000.00	1,085,000.00	0.00	0.00
Training and Scholarship Expenses	5020200000	500,000.00	0.00	500,000.00	116,929.62	0.00	0.00	0.00	116,929.62	0.00	0.00	0.00	0.00	0.00	383,070.38	0.00	116,929.62
Training Expenses	5020201000	500,000.00	0.00	500,000.00	116,929.62	0.00	0.00	0.00	116,929.62	0.00	0.00	0.00	0.00	0.00	383,070.38	0.00	116,929.62
Training Expenses	5020201002	500,000.00	0.00	500,000.00	116,929.62	0.00	0.00	0.00	116,929.62	0.00	0.00	0.00	0.00	0.00	383,070.38	0.00	116,929.62
Supplies and Materials Expenses	5020300000	2,607,000.00	897,496.61	3,504,496.61	198,162.21	0.00	0.00	0.00	198,162.21	0.00	0.00	0.00	0.00	0.00	3,306,334.40	0.00	198,162.21
Office Supplies Expenses	5020301000	1,152,000.00	461,808.30	1,613,808.30	0.00	0.00	0.00	0.00	0.00	0.00	0.00	0.00	0.00	0.00	1,613,808.30	0.00	0.00
Office Supplies Expenses	5020301002	1,152,000.00	461,808.30	1,613,808.30	0.00	0.00	0.00	0.00	0.00	0.00	0.00	0.00	0.00	0.00	1,613,808.30	0.00	0.00
Accountable Forms Expenses	5020302000	155,000.00	0.00	155,000.00	0.00	0.00	0.00	0.00	0.00	0.00	0.00	0.00	0.00	0.00	155,000.00	0.00	0.00
Forms Expenses	5020302000	155,000.00	0.00	155,000.00	0.00	0.00	0.00	0.00	0.00	0.00	0.00	0.00	0.00	0.00	155,000.00	0.00	0.00
Fuel, Oil and Lubricants Expenses	5020309000	350,000.00	249,727.17	599,727.17	0.00	0.00	0.00	0.00	0.00	0.00	0.00	0.00	0.00	0.00	599,727.17	0.00	0.00
Fuel, Oil and Lubricants Expenses	5020309000	350,000.00	249,727.17	599,727.17	0.00	0.00	0.00	0.00	0.00	0.00	0.00	0.00	0.00	0.00	599,727.17	0.00	0.00
Other Supplies and Materials Expenses	5020399000	950,000.00	185,961.14	1,135,961.14	198,162.21	0.00	0.00	0.00	198,162.21	0.00	0.00	0.00	0.00	0.00	937,798.93	0.00	198,162.21
Other Supplies and Materials Expenses	5020399000	950,000.00	185,961.14	1,135,961.14	0.00	0.00	0.00	0.00	198,162.21	0.00	0.00	0.00	0.00	0.00	937,798.93	0.00	198,162.21

SUMMARY OF APPROVED BUDGET, UTILIZATIONS, DISBURSEMENTS AND BALANCES BY OBJECT OF EXPENDITURES
(For Off-Budgetary Funds)
As at the Quarter Ending March 31, 2022

Department :State Universities and Colleges (SUCs)
 Agency :Kalinga State University
 Operating Unit :<not applicable>
 Organization Code :08 019 0000000
 Funding Cluster :05 Internally Generated Funds
 (e.g. UACS Fund Cluster: 05-Internally Generated Funds and 06-Business Related Funds)

Particulars	UACS CODE	Approved Budget			Utilizations					Disbursements					Balances		
		Approved Budgeted Revenue	Adjustments (Reductions, Modifications/ Augmentations)	Adjusted Budgeted Revenue	1st Quarter Ending March 31	2nd Quarter Ending June 30	3rd Quarter Ending Sept. 30	4th Quarter Ending Dec. 31	Total	1st Quarter Ending March 31	2nd Quarter Ending June 30	3rd Quarter Ending Sept. 30	4th Quarter Ending Dec. 31	Total	Unutilized Budget	Unpaid Utilizations	
																Due and Demandable	Not Yet Due and Demandable
1	2	3	4	5=[3+(-)4]	6	7	8	9	10=(6+7+8+9)	11	12	13	14	15=(11+12+13+14)	16=(5-10)	17	18
SUMMARY																	
A. AGENCY SPECIFIC BUDGET																	
Utility Expenses	5020400000	520,000.00	0.00	520,000.00	0.00	0.00	0.00	0.00	0.00	0.00	0.00	0.00	0.00	0.00	520,000.00	0.00	0.00
Water Expenses	5020401000	30,000.00	0.00	30,000.00	0.00	0.00	0.00	0.00	0.00	0.00	0.00	0.00	0.00	0.00	30,000.00	0.00	0.00
Expenses	5020401000	30,000.00	0.00	30,000.00	0.00	0.00	0.00	0.00	0.00	0.00	0.00	0.00	0.00	0.00	30,000.00	0.00	0.00
Electricity Expenses	5020402000	490,000.00	0.00	490,000.00	0.00	0.00	0.00	0.00	0.00	0.00	0.00	0.00	0.00	0.00	490,000.00	0.00	0.00
Electricity Expenses	5020402000	490,000.00	0.00	490,000.00	0.00	0.00	0.00	0.00	0.00	0.00	0.00	0.00	0.00	0.00	490,000.00	0.00	0.00
Communication Expenses	5020500000	750,000.00	0.00	750,000.00	0.00	0.00	0.00	0.00	0.00	0.00	0.00	0.00	0.00	0.00	750,000.00	0.00	0.00
Telephone Expenses	5020502000	97,000.00	0.00	97,000.00	0.00	0.00	0.00	0.00	0.00	0.00	0.00	0.00	0.00	0.00	97,000.00	0.00	0.00
Mobile	5020502001	97,000.00	0.00	97,000.00	0.00	0.00	0.00	0.00	0.00	0.00	0.00	0.00	0.00	0.00	97,000.00	0.00	0.00
Internet Subscription Expenses	5020503000	650,000.00	0.00	650,000.00	0.00	0.00	0.00	0.00	0.00	0.00	0.00	0.00	0.00	0.00	650,000.00	0.00	0.00
Internet Subscription Expenses	5020503000	650,000.00	0.00	650,000.00	0.00	0.00	0.00	0.00	0.00	0.00	0.00	0.00	0.00	0.00	650,000.00	0.00	0.00
Cable, Satellite, Telegraph and Radio Expenses	5020504000	3,000.00	0.00	3,000.00	0.00	0.00	0.00	0.00	0.00	0.00	0.00	0.00	0.00	0.00	3,000.00	0.00	0.00
Telegraph and Radio Expenses	5020504000	3,000.00	0.00	3,000.00	0.00	0.00	0.00	0.00	0.00	0.00	0.00	0.00	0.00	0.00	3,000.00	0.00	0.00
Awards/Rewards and Prizes	5020600000	150,000.00	0.00	150,000.00	0.00	0.00	0.00	0.00	0.00	0.00	0.00	0.00	0.00	0.00	150,000.00	0.00	0.00
Prizes	5020602000	150,000.00	0.00	150,000.00	0.00	0.00	0.00	0.00	0.00	0.00	0.00	0.00	0.00	0.00	150,000.00	0.00	0.00
Prizes	5020602000	150,000.00	0.00	150,000.00	0.00	0.00	0.00	0.00	0.00	0.00	0.00	0.00	0.00	0.00	150,000.00	0.00	0.00
Confidential, Intelligence and Extraordinary Expenses	5021000000	100,000.00	0.00	100,000.00	0.00	0.00	0.00	0.00	0.00	0.00	0.00	0.00	0.00	0.00	100,000.00	0.00	0.00
Extraordinary and Miscellaneous Expenses	5021003000	100,000.00	0.00	100,000.00	0.00	0.00	0.00	0.00	0.00	0.00	0.00	0.00	0.00	0.00	100,000.00	0.00	0.00

SUMMARY OF APPROVED BUDGET, UTILIZATIONS, DISBURSEMENTS AND BALANCES BY OBJECT OF EXPENDITURES
(For Off-Budgetary Funds)
As at the Quarter Ending March 31, 2022

Department :State Universities and Colleges (SUCs)
 Agency :Kalinga State University
 Operating Unit :<not applicable>
 Organization Code :08 019 0000000
 Funding Cluster :05 Internally Generated Funds

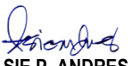
(e.g. UACS Fund Cluster: 05-Internally Generated Funds and 06-Business Related Funds)

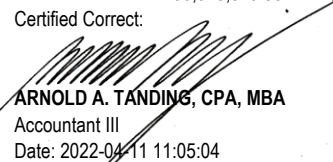
Particulars	UACS CODE	Approved Budget			Utilizations					Disbursements					Balances		
		Approved Budgeted Revenue	Adjustments (Reductions, Modifications/ Augmentations)	Adjusted Budgeted Revenue	1st Quarter Ending March 31	2nd Quarter Ending June 30	3rd Quarter Ending Sept. 30	4th Quarter Ending Dec. 31	Total	1st Quarter Ending March 31	2nd Quarter Ending June 30	3rd Quarter Ending Sept. 30	4th Quarter Ending Dec. 31	Total	Unutilized Budget	Unpaid Utilizations	
																Due and Demandable	Not Yet Due and Demandable
1	2	3	4	5=[3+(-)4]	6	7	8	9	10=(6+7+8+9)	11	12	13	14	15=(11+12+13+14)	16=(5-10)	17	18
SUMMARY																	
A. AGENCY SPECIFIC BUDGET																	
and Miscellaneous Expenses	5021003000	100,000.00	0.00	100,000.00	0.00	0.00	0.00	0.00	0.00	0.00	0.00	0.00	0.00	0.00	100,000.00	0.00	0.00
Professional Services	5021100000	200,000.00	0.00	200,000.00	0.00	0.00	0.00	0.00	0.00	0.00	0.00	0.00	0.00	0.00	200,000.00	0.00	0.00
Other Professional Services	5021199000	200,000.00	0.00	200,000.00	0.00	0.00	0.00	0.00	0.00	0.00	0.00	0.00	0.00	0.00	200,000.00	0.00	0.00
Other Professional Services	5021199000	200,000.00	0.00	200,000.00	0.00	0.00	0.00	0.00	0.00	0.00	0.00	0.00	0.00	0.00	200,000.00	0.00	0.00
General Services	5021200000	13,370,000.00	1,932,705.91	15,302,705.91	1,244,159.80	0.00	0.00	0.00	1,244,159.80	0.00	0.00	0.00	0.00	1,083,274.01	14,058,546.11	0.00	160,885.79
Other General Services	5021299000	13,370,000.00	1,932,705.91	15,302,705.91	1,244,159.80	0.00	0.00	0.00	1,244,159.80	0.00	0.00	0.00	0.00	1,083,274.01	14,058,546.11	0.00	160,885.79
Other General Services	5021299099	13,370,000.00	1,932,705.91	15,302,705.91	0.00	0.00	0.00	0.00	1,244,159.80	0.00	0.00	0.00	0.00	1,083,274.01	14,058,546.11	0.00	160,885.79
Repairs and Maintenance	5021300000	1,000,000.00	654,768.60	1,654,768.60	654,768.60	0.00	0.00	0.00	654,768.60	0.00	0.00	0.00	0.00	0.00	1,000,000.00	0.00	654,768.60
Repairs and Maintenance - Buildings and Other Structures	5021304000	1,000,000.00	654,768.60	1,654,768.60	654,768.60	0.00	0.00	0.00	654,768.60	0.00	0.00	0.00	0.00	0.00	1,000,000.00	0.00	654,768.60
Buildings	5021304001	1,000,000.00	654,768.60	1,654,768.60	0.00	0.00	0.00	0.00	654,768.60	0.00	0.00	0.00	0.00	0.00	1,000,000.00	0.00	654,768.60
Taxes, Insurance Premiums and Other Fees	5021500000	300,000.00	0.00	300,000.00	0.00	0.00	0.00	0.00	0.00	0.00	0.00	0.00	0.00	0.00	300,000.00	0.00	0.00
Expense	5021503000	300,000.00	0.00	300,000.00	0.00	0.00	0.00	0.00	0.00	0.00	0.00	0.00	0.00	0.00	300,000.00	0.00	0.00
Insurance Expense	5021503000	300,000.00	0.00	300,000.00	0.00	0.00	0.00	0.00	0.00	0.00	0.00	0.00	0.00	0.00	300,000.00	0.00	0.00
Other Maintenance and Operating Expenses	5029900000	27,303,000.00	12,039,415.62	39,342,415.62	2,261,358.73	0.00	0.00	0.00	2,261,358.73	0.00	0.00	0.00	0.00	485,741.41	37,081,056.89	0.00	1,775,617.32
Representation Expenses	5029903000	1,573,000.00	982,533.00	2,555,533.00	128,500.00	0.00	0.00	0.00	128,500.00	0.00	0.00	0.00	0.00	128,500.00	2,427,033.00	0.00	0.00
Representation Expenses	5029903000	1,573,000.00	982,533.00	2,555,533.00	0.00	0.00	0.00	0.00	128,500.00	0.00	0.00	0.00	0.00	128,500.00	2,427,033.00	0.00	0.00

SUMMARY OF APPROVED BUDGET, UTILIZATIONS, DISBURSEMENTS AND BALANCES BY OBJECT OF EXPENDITURES
 (For Off-Budgetary Funds)
 As at the Quarter Ending March 31, 2022

Department :State Universities and Colleges (SUCs)
 Agency :Kalinga State University
 Operating Unit :<not applicable>
 Organization Code :08 019 0000000
 Funding Cluster :05 Internally Generated Funds
 (e.g. UACS Fund Cluster: 05-Internally Generated Funds and 06-Business Related Funds)

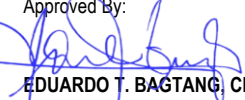
Particulars	UACS CODE	Approved Budget			Utilizations					Disbursements					Balances		
		Approved Budgeted Revenue	Adjustments (Reductions, Modifications/ Augmentations)	Adjusted Budgeted Revenue	1st Quarter Ending March 31	2nd Quarter Ending June 30	3rd Quarter Ending Sept. 30	4th Quarter Ending Dec. 31	Total	1st Quarter Ending March 31	2nd Quarter Ending June 30	3rd Quarter Ending Sept. 30	4th Quarter Ending Dec. 31	Total	Unutilized Budget	Unpaid Utilizations	
																Due and Demandable	Not Yet Due and Demandable
1	2	3	4	5=[3+(-)4]	6	7	8	9	10=(6+7+8+9)	11	12	13	14	15=(11+12+13+14)	16=(5-10)	17	18
SUMMARY																	
A. AGENCY SPECIFIC BUDGET																	
Maintenance and Operating Expenses	5029999000	25,730,000.00	11,056,882.62	36,786,882.62	2,132,858.73	0.00	0.00	0.00	2,132,858.73	0.00	0.00	0.00	0.00	357,241.41	34,654,023.89	0.00	#####
Maintenance and Operating Expenses	5029999099	25,730,000.00	11,056,882.62	36,786,882.62	0.00	0.00	0.00	0.00	2,132,858.73	0.00	0.00	0.00	0.00	357,241.41	34,654,023.89	0.00	#####
Capital Outlays		18,000,000.00	5,049,162.84	23,049,162.84	619,772.84	0.00	0.00	0.00	619,772.84	0.00	0.00	0.00	0.00	120,046.25	22,429,390.00	0.00	499,726.59
Loans Outlay	5060200000	4,200,000.00	0.00	4,200,000.00	0.00	0.00	0.00	0.00	0.00	0.00	0.00	0.00	0.00	0.00	4,200,000.00	0.00	0.00
Loans Outlay - Others	5060299000	4,200,000.00	0.00	4,200,000.00	0.00	0.00	0.00	0.00	0.00	0.00	0.00	0.00	0.00	0.00	4,200,000.00	0.00	0.00
Loans Outlay - Others	5060299000	4,200,000.00	0.00	4,200,000.00	0.00	0.00	0.00	0.00	0.00	0.00	0.00	0.00	0.00	0.00	4,200,000.00	0.00	0.00
Property, Plant and Equipment Outlay	5060400000	13,800,000.00	5,049,162.84	18,849,162.84	619,772.84	0.00	0.00	0.00	619,772.84	0.00	0.00	0.00	0.00	120,046.25	18,229,390.00	0.00	499,726.59
Land Improvements Outlay	5060402000	0.00	2,782,028.70	2,782,028.70	0.00	0.00	0.00	0.00	0.00	0.00	0.00	0.00	0.00	0.00	2,782,028.70	0.00	0.00
Other Land Improvements	5060402099	0.00	2,782,028.70	2,782,028.70	0.00	0.00	0.00	0.00	0.00	0.00	0.00	0.00	0.00	0.00	2,782,028.70	0.00	0.00
Buildings and Other Structures	5060404000	13,800,000.00	2,267,134.14	16,067,134.14	619,772.84	0.00	0.00	0.00	619,772.84	0.00	0.00	0.00	0.00	120,046.25	15,447,361.30	0.00	499,726.59
Buildings	5060404001	13,800,000.00	362,551.54	14,162,551.54	0.00	0.00	0.00	0.00	0.00	0.00	0.00	0.00	0.00	0.00	14,162,551.54	0.00	0.00
Other Structures	5060404099	0.00	1,904,582.60	1,904,582.60	0.00	0.00	0.00	0.00	619,772.84	0.00	0.00	0.00	0.00	120,046.25	1,284,809.76	0.00	499,726.59
GRAND TOTAL		66,000,000.00	20,573,549.58	86,573,549.58	5,210,151.80	0.00	0.00	0.00	5,210,151.80	0.00	0.00	0.00	0.00	1,804,061.67	81,363,397.78	0.00	3,406,090.13

Certified Correct:

ELSIE P. ANDRES
 Budget Officer
 Date: 2022-04-11 11:05:04

Certified Correct:

ARNOLD A. TANDING, CPA, MBA
 Accountant III
 Date: 2022-04-11 11:05:04

Recommending Approval:

DANILO T. BUEN, MBA
 Director, FMS
 Date: 2022-04-11 11:16:01

Approved By:

EDUARDO T. BAGTANG, CPA, DBM
 SUC President III
 Date: 2022-04-11 11:20:44

SUMMARY OF APPROVED BUDGET, UTILIZATIONS, DISBURSEMENTS AND BALANCES BY OBJECT OF EXPENDITURES
 (For Off-Budgetary Funds)
 As at the Quarter Ending March 31, 2022

Department :State Universities and Colleges (SUCs)
 Agency :Kalinga State University
 Operating Unit :<not applicable>
 Organization Code :08 019 0000000
 Funding Cluster :06 Business Related Funds
 (e.g. UACS Fund Cluster: 05-Internally Generated Funds and 06-Business Related Funds)

Particulars	UACS CODE	Approved Budget			Utilizations					Disbursements					Balances		
		Approved Budgeted Revenue	Adjustments (Reductions, Modifications/ Augmentations)	Adjusted Budgeted Revenue	1st Quarter Ending March 31	2nd Quarter Ending June 30	3rd Quarter Ending Sept. 30	4th Quarter Ending Dec. 31	Total	1st Quarter Ending March 31	2nd Quarter Ending June 30	3rd Quarter Ending Sept. 30	4th Quarter Ending Dec. 31	Total	Unutilized Budget	Unpaid Utilizations	
																Due and Demandable	Not Yet Due and Demandable
1	2	3	4	5=[3+(-)4]	6	7	8	9	10=(6+7+8+9)	11	12	13	14	15=(11+12+13+14)	16=(5-10)	17	18
SUMMARY																	
A. Agency Specific Budget																	
Maintenance and Other Operating Expenses		6,500,000.00	182,322.32	6,682,322.32	353,001.02	0.00	0.00	0.00	353,001.02	120,295.26	0.00	0.00	0.00	120,295.26	6,329,321.30	0.00	232,705.76
Supplies and Materials Expenses	5020300000	4,150,000.00	182,322.32	4,332,322.32	168,432.50	0.00	0.00	0.00	168,432.50	8,307.50	0.00	0.00	0.00	8,307.50	4,163,889.82	0.00	160,125.00
Office Supplies Expenses	5020301000	500,000.00	-	500,000.00	0.00	0.00	0.00	0.00	0.00	0.00	0.00	0.00	0.00	0.00	500,000.00	0.00	0.00
Office Supplies Expenses	5020301002	500,000.00	-	500,000.00	0.00	0.00	0.00	0.00	0.00	0.00	0.00	0.00	0.00	0.00	500,000.00	0.00	0.00
Fuel, Oil and Lubricants Expenses	5020309000	100,000.00	-	100,000.00	3,248.50	0.00	0.00	0.00	3,248.50	3,248.50	0.00	0.00	0.00	3,248.50	96,751.50	0.00	0.00
Fuel, Oil and Lubricants Expenses	5020309000	100,000.00	-	100,000.00	3,248.50	0.00	0.00	0.00	3,248.50	3,248.50	0.00	0.00	0.00	3,248.50	96,751.50	0.00	0.00
Other Supplies and Materials Expenses	5020399000	3,550,000.00	182,322.32	3,732,322.32	165,184.00	0.00	0.00	0.00	165,184.00	5,059.00	0.00	0.00	0.00	5,059.00	3,567,138.32	0.00	160,125.00
Other Supplies and Materials Expenses	5020399000	3,550,000.00	182,322.32	3,732,322.32	165,184.00	0.00	0.00	0.00	165,184.00	5,059.00	0.00	0.00	0.00	5,059.00	3,567,138.32	0.00	160,125.00
Utility Expenses	5020400000	250,000.00	-	250,000.00	0.00	0.00	0.00	0.00	0.00	0.00	0.00	0.00	0.00	0.00	250,000.00	0.00	0.00
Electricity Expenses	5020402000	250,000.00	-	250,000.00	0.00	0.00	0.00	0.00	0.00	0.00	0.00	0.00	0.00	0.00	250,000.00	0.00	0.00
Electricity Expenses	5020402000	250,000.00	-	250,000.00	0.00	0.00	0.00	0.00	0.00	0.00	0.00	0.00	0.00	0.00	250,000.00	0.00	0.00
Professional Services	5021100000	250,000.00	-	250,000.00	0.00	0.00	0.00	0.00	0.00	0.00	0.00	0.00	0.00	0.00	250,000.00	0.00	0.00
Other Professional Services	5021199000	250,000.00	-	250,000.00	0.00	0.00	0.00	0.00	0.00	0.00	0.00	0.00	0.00	0.00	250,000.00	0.00	0.00
Other Professional Services	5021199000	250,000.00	-	250,000.00	0.00	0.00	0.00	0.00	0.00	0.00	0.00	0.00	0.00	0.00	250,000.00	0.00	0.00
General Services	5021200000	924,000.00	0.00	924,000.00	111,987.76	0.00	0.00	0.00	111,987.76	111,987.76	0.00	0.00	0.00	111,987.76	812,012.24	0.00	0.00

SUMMARY OF APPROVED BUDGET, UTILIZATIONS, DISBURSEMENTS AND BALANCES BY OBJECT OF EXPENDITURES
 (For Off-Budgetary Funds)
 As at the Quarter Ending March 31, 2022


Department :State Universities and Colleges (SUCs)
 Agency :Kalinga State University
 Operating Unit :<not applicable>
 Organization Code :08 019 0000000
 Funding Cluster :06 Business Related Funds
 (e.g. UACS Fund Cluster: 05-Internally Generated Funds and 06-Business Related Funds)

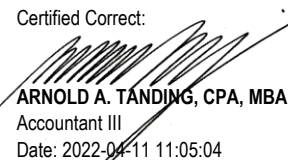
Particulars	UACS CODE	Approved Budget			Utilizations					Disbursements					Balances		
		Approved Budgeted Revenue	Adjustments (Reductions, Modifications/ Augmentations)	Adjusted Budgeted Revenue	1st Quarter Ending March 31	2nd Quarter Ending June 30	3rd Quarter Ending Sept. 30	4th Quarter Ending Dec. 31	Total	1st Quarter Ending March 31	2nd Quarter Ending June 30	3rd Quarter Ending Sept. 30	4th Quarter Ending Dec. 31	Total	Unutilized Budget	Unpaid Utilizations	
																Due and Demandable	Not Yet Due and Demandable
1	2	3	4	5=[3+(-)4]	6	7	8	9	10=(6+7+8+9)	11	12	13	14	15=(11+12+13+14)	16=(5-10)	17	18
SUMMARY																	
A. Agency Specific Budget																	
Other General Services	5021299000	924,000.00	0.00	924,000.00	111,987.76	0.00	0.00	0.00	111,987.76	111,987.76	0.00	0.00	0.00	111,987.76	812,012.24	0.00	0.00
Other General Services	5021299099	924,000.00	0.00	924,000.00	111,987.76	0.00	0.00	0.00	111,987.76	111,987.76	0.00	0.00	0.00	111,987.76	812,012.24	0.00	0.00
Repairs and Maintenance	5021300000	350,000.00	0.00	350,000.00	72,580.76	0.00	0.00	0.00	72,580.76	0.00	0.00	0.00	0.00	0.00	277,419.24	0.00	72,580.76
Repairs and Maintenance - Buildings and Other Structures	5021304000	200,000.00	-	200,000.00	0.00	0.00	0.00	0.00	0.00	0.00	0.00	0.00	0.00	0.00	200,000.00	0.00	0.00
Buildings	5021304001	200,000.00	-	200,000.00	0.00	0.00	0.00	0.00	0.00	0.00	0.00	0.00	0.00	0.00	200,000.00	0.00	0.00
Repairs and Maintenance - Machinery and Equipment	5021305000	150,000.00	-	150,000.00	72,580.76	0.00	0.00	0.00	72,580.76	0.00	0.00	0.00	0.00	0.00	77,419.24	0.00	72,580.76
Machinery and Equipment	5021305099	150,000.00	-	150,000.00	72,580.76	0.00	0.00	0.00	72,580.76	0.00	0.00	0.00	0.00	0.00	77,419.24	0.00	72,580.76
Labor and Wages	5021600000	176,000.00	0.00	176,000.00	0.00	0.00	0.00	0.00	0.00	0.00	0.00	0.00	0.00	0.00	176,000.00	0.00	0.00
Labor and Wages	5021601000	176,000.00	0.00	176,000.00	0.00	0.00	0.00	0.00	0.00	0.00	0.00	0.00	0.00	0.00	176,000.00	0.00	0.00
Wages	5021601000	176,000.00	0.00	176,000.00	0.00	0.00	0.00	0.00	0.00	0.00	0.00	0.00	0.00	0.00	176,000.00	0.00	0.00
Other Maintenance and Operating Expenses	5029900000	400,000.00	-	400,000.00	0.00	0.00	0.00	0.00	0.00	0.00	0.00	0.00	0.00	0.00	400,000.00	0.00	0.00
Maintenance and Operating Expenses	5029999000	400,000.00	-	400,000.00	0.00	0.00	0.00	0.00	0.00	0.00	0.00	0.00	0.00	0.00	400,000.00	0.00	0.00
Other Maintenance and Operating Expenses	5029999099	400,000.00	-	400,000.00	0.00	0.00	0.00	0.00	0.00	0.00	0.00	0.00	0.00	0.00	400,000.00	0.00	0.00
Capital Outlays		2,000,000.00	568,942.44	2,568,942.44	200,000.00	0.00	0.00	0.00	200,000.00	200,000.00	0.00	0.00	0.00	200,000.00	2,368,942.44	0.00	0.00
Property, Plant and Equipment Outlay	5060400000	2,000,000.00	568,942.44	2,568,942.44	200,000.00	0.00	0.00	0.00	200,000.00	200,000.00	0.00	0.00	0.00	200,000.00	2,368,942.44	0.00	0.00

SUMMARY OF APPROVED BUDGET, UTILIZATIONS, DISBURSEMENTS AND BALANCES BY OBJECT OF EXPENDITURES
 (For Off-Budgetary Funds)
 As at the Quarter Ending March 31, 2022

Department :State Universities and Colleges (SUCs)
 Agency :Kalinga State University
 Operating Unit :<not applicable>
 Organization Code :08 019 0000000
 Funding Cluster :06 Business Related Funds
 (e.g. UACS Fund Cluster: 05-Internally Generated Funds and 06-Business Related Funds)


Particulars	UACS CODE	Approved Budget			Utilizations					Disbursements					Balances		
		Approved Budgeted Revenue	Adjustments (Reductions, Modifications/ Augmentations)	Adjusted Budgeted Revenue	1st Quarter Ending March 31	2nd Quarter Ending June 30	3rd Quarter Ending Sept. 30	4th Quarter Ending Dec. 31	Total	1st Quarter Ending March 31	2nd Quarter Ending June 30	3rd Quarter Ending Sept. 30	4th Quarter Ending Dec. 31	Total	Unutilized Budget	Unpaid Utilizations	
																Due and Demandable	Not Yet Due and Demandable
1	2	3	4	5=[3+(-)4]	6	7	8	9	10=(6+7+8+9)	11	12	13	14	15=(11+12+13+14)	16=(5-10)	17	18
SUMMARY																	
A. Agency Specific Budget																	
Land Improvements Outlay	5060402000	1,000,000.00	-	1,000,000.00	0.00	0.00	0.00	0.00	0.00	0.00	0.00	0.00	0.00	0.00	1,000,000.00	0.00	0.00
Other Land Improvements	5060402099	1,000,000.00	-	1,000,000.00	0.00	0.00	0.00	0.00	0.00	0.00	0.00	0.00	0.00	0.00	1,000,000.00	0.00	0.00
Buildings and Other Structures	5060404000	0.00	200,000.00	200,000.00	200,000.00	0.00	0.00	0.00	200,000.00	200,000.00	0.00	0.00	0.00	200,000.00	0.00	0.00	0.00
Structures	5060404099	0.00	200,000.00	200,000.00	200,000.00	0.00	0.00	0.00	200,000.00	200,000.00	0.00	0.00	0.00	200,000.00	0.00	0.00	0.00
Other Property, Plant and Equipment Outlay	5060409000	550,000.00	368,942.44	918,942.44	0.00	0.00	0.00	0.00	0.00	0.00	0.00	0.00	0.00	0.00	918,942.44	0.00	0.00
Other Property, Plant and Equipment	5060409099	550,000.00	368,942.44	918,942.44	0.00	0.00	0.00	0.00	0.00	0.00	0.00	0.00	0.00	0.00	918,942.44	0.00	0.00
Bearer Biological Assets Outlay	5060501000	450,000.00	0.00	450,000.00	0.00	0.00	0.00	0.00	0.00	0.00	0.00	0.00	0.00	0.00	450,000.00	0.00	0.00
Biological Assets	5060501099	450,000.00	0.00	450,000.00	0.00	0.00	0.00	0.00	0.00	0.00	0.00	0.00	0.00	0.00	450,000.00	0.00	0.00
GRAND TOTAL		8,500,000.00	751,264.76	9,251,264.76	553,001.02	0.00	0.00	0.00	553,001.02	320,295.26	0.00	0.00	0.00	320,295.26	8,698,263.74	0.00	232,705.76

Certified Correct:

ELSIE P. ANDRES
 Budget Officer
 Date: 2022-04-11 11:05:04

Certified Correct:

ARNOLD A. TANDING, CPA, MBA
 Accountant III
 Date: 2022-04-11 11:05:04

Recommending Approval:

DANILO T. BUEN, MBA
 Director, FMS
 Date: 2022-04-11 11:16:01

Approved By:

EDUARDO T. BAGTANG, CPA, DBM
 SUC President III
 Date: 2022-04-11 11:20:44

This report was generated using the Unified Reporting System on 13/04/2022 08:18 version.FAR2A.1.1 ; Status : SUBMITTED