








Particulars	UACS CODE	Appropriation			Allotments				Current Year Obligations					Current Year Disbursements				Balances					
		Authorized Appropriation	Adjustments (Transfer To/From)	Adjusted Appropriations	Allotments Received	Adjus tm	Tran sfer	Tran sfer	Adjusted Total Allotments	1st Quarter Ending March 31	2nd Quarter Ending June 30	3rd Quarter Ending Sept. 30	4th Quarter Endin	Total	1st Quarter Ending March 31	2nd Quarter Ending June 30	3rd Quarter Ending Sept. 30	4th Quarter Endin	Total	Unreleased Appropriation s	Unobligated Allotment	Unpaid Obligations (15-)	
1	2	3	4	5=(3+4)	6	7	8	9	10={6+(-)7}-8+9	11	12	13	14	15=(11+12+13+14)	16	17	18	19	20=(16+17+18+19)	21=(5-10)	22=(10-15)	23	24
Buildings and Other Structures	5060404000	32,662,000.00	-	32,662,000.00	32,662,000.00	-	-	-	32,662,000.00	-	13,446,888.89	18,806,530.90	-	32,253,419.79	-	5,275,697.13	112,157.25	-	5,387,854.38	-	408,580.21	-	26,865,565.41
Buildings	5060404001	5,000,000.00	-	5,000,000.00	5,000,000.00	-	-	-	5,000,000.00	-	721,369.08	4,156,956.60	-	4,878,325.68	-	721,369.08	69,198.50	-	790,567.58	-	121,674.32	-	4,087,758.10
School Buildings	5060404002	27,662,000.00	-	27,662,000.00	27,662,000.00	-	-	-	27,662,000.00	-	12,725,519.81	14,649,574.30	-	27,375,094.11	-	4,554,328.05	42,958.75	-	4,997,286.80	-	286,905.89	-	22,777,807.31
Machinery and Equipment Outlay	5060405000	5,000,000.00	-	5,000,000.00	5,000,000.00	-	-	-	5,000,000.00	-	-	3,211,448.00	-	3,211,448.00	-	-	3,211,448.00	-	3,211,448.00	-	1,788,552.00	-	-
Other Machinery and Equipment	5060405099	5,000,000.00	-	5,000,000.00	5,000,000.00	-	-	-	5,000,000.00	-	-	3,211,448.00	-	3,211,448.00	-	-	3,211,448.00	-	3,211,448.00	-	1,788,552.00	-	-
<b>II. Automatic Appropriations</b>																							
<b>Retirement and Life Insurance Premiums</b>	<b>01104102</b>	<b>11,159,000.00</b>	<b>3,229,556.00</b>	<b>14,388,556.00</b>	<b>14,388,556.00</b>	-	-	-	<b>14,388,556.00</b>	<b>3,340,591.76</b>	<b>3,334,390.13</b>	<b>3,280,035.71</b>	-	<b>9,955,017.60</b>	<b>3,340,591.76</b>	<b>3,334,390.13</b>	<b>3,280,035.71</b>	-	<b>9,955,017.60</b>	-	<b>4,433,538.40</b>	-	-
Personnel Services		11,159,000.00	3,229,556.00	14,388,556.00	14,388,556.00	-	-	-	14,388,556.00	3,340,591.76	3,334,390.13	3,280,035.71	-	9,955,017.60	3,340,591.76	3,334,390.13	3,280,035.71	-	9,955,017.60	-	4,433,538.40	-	-
Personnel Benefit Contributions	5010300000	11,159,000.00	3,229,556.00	14,388,556.00	14,388,556.00	-	-	-	14,388,556.00	3,340,591.76	3,334,390.13	3,280,035.71	-	9,955,017.60	3,340,591.76	3,334,390.13	3,280,035.71	-	9,955,017.60	-	4,433,538.40	-	-
Retirement and Life Insurance Premiums	5010301000	11,159,000.00	3,229,556.00	14,388,556.00	14,388,556.00	-	-	-	14,388,556.00	3,340,591.76	3,334,390.13	3,280,035.71	-	9,955,017.60	3,340,591.76	3,334,390.13	3,280,035.71	-	9,955,017.60	-	4,433,538.40	-	-
Retirement and Life Insurance Premiums	5010301000	11,159,000.00	3,229,556.00	14,388,556.00	14,388,556.00	-	-	-	14,388,556.00	3,340,591.76	3,334,390.13	3,280,035.71	-	9,955,017.60	3,340,591.76	3,334,390.13	3,280,035.71	-	9,955,017.60	-	4,433,538.40	-	-
<b>III. Special Purpose Fund</b>																							
<b>Pension and Gratuity Fund</b>	<b>1101407</b>	-	<b>562,726.00</b>	<b>562,726.00</b>	<b>562,726.00</b>	-	-	-	<b>562,726.00</b>	-	-	<b>562,726.00</b>	-	<b>562,726.00</b>	-	-	<b>562,726.00</b>	-	<b>562,726.00</b>	-	-	-	-
Personnel Services		-	562,726.00	562,726.00	562,726.00	-	-	-	562,726.00	-	-	562,726.00	-	562,726.00	-	-	562,726.00	-	562,726.00	-	-	-	-
Terminal Leave Benefits	5010403000	-	562,726.00	562,726.00	562,726.00	-	-	-	562,726.00	-	-	562,726.00	-	562,726.00	-	-	562,726.00	-	562,726.00	-	-	-	-
Terminal Leave Benefits - Civilian	5010403001	-	562,726.00	562,726.00	562,726.00	-	-	-	562,726.00	-	-	562,726.00	-	562,726.00	-	-	562,726.00	-	562,726.00	-	-	-	-
<b>Miscellaneous Personnel Benefits Fund</b>	<b>1101406</b>	-	<b>23,109,877.00</b>	<b>23,109,877.00</b>	<b>23,109,877.00</b>	-	-	-	<b>23,109,877.00</b>	-	-	-	-	-	-	-	-	-	-	-	<b>23,109,877.00</b>	-	-
Personnel Services		-	23,109,877.00	23,109,877.00	23,109,877.00	-	-	-	23,109,877.00	-	-	-	-	-	-	-	-	-	-	-	23,109,877.00	-	-
Other Personnel Benefits	5010499000	-	23,109,877.00	23,109,877.00	23,109,877.00	-	-	-	23,109,877.00	-	-	-	-	-	-	-	-	-	-	-	23,109,877.00	-	-
Lump-sum for Filling of Positions - Civilian	5010499007	-	23,109,877.00	23,109,877.00	23,109,877.00	-	-	-	23,109,877.00	-	-	-	-	-	-	-	-	-	-	-	23,109,877.00	-	-
<b>GRAND TOTAL</b>		<b>217,893,000.00</b>	<b>26,902,159.00</b>	<b>244,795,159.00</b>	<b>243,595,159.00</b>	-	-	-	<b>243,595,159.00</b>	<b>36,923,250.00</b>	<b>65,994,227.00</b>	<b>66,227,388.46</b>	-	<b>169,144,865.46</b>	<b>36,922,780.00</b>	<b>57,819,355.24</b>	<b>47,532,491.61</b>	-	<b>142,274,626.85</b>	<b>1,200,000.00</b>	<b>74,450,293.54</b>	<b>4,673.20</b>	<b>26,865,565.41</b>

Certified Correct:  
  
**ELSIE P. ANDRES**  
 Agency Budget Officer  
 Date: 08/Oct/2018

Certified Correct:  
  
**ARNOLD A. TANDING, CPA, MBA**  
 Agency Chief Accountant  
 Date: 08/Oct/2018

Recommended By:  
  
**DANILO T. BUEN, MBA**  
 Director, FMS  
 Date: 09/Oct/2018

Approved By:  
  
**EDUARDO T. BAGTANG, CPA, DBM**  
 Head of Agency or Authorized Representative  
 Date: 09/Oct/2018

This report was generated using the Unified Reporting System on 09/10/2018 08:50