

**FAR No. 1-A**  
**SUMMARY OF APPROPRIATIONS, ALLOTMENTS, OBLIGATIONS, DISBURSEMENTS AND BALANCES BY OBJECT OF EXPENDITURES**  
**As of the Quarter Ending March 31, 2019**


Department : **State Universities and Colleges (SUCs)**  
Agency : **Kalinga State University**  
Operating Unit : **N/A**  
Organization Code (UACS) : **080190000000**  
Fund Cluster: **01 - Regular Agency Fund**  
Authorization: **01 - Current Year Appropriations**  
Report Status: **SUBMITTED**

Particulars	UACS CODE	Appropriation			Allotments				Adjusted Total Allotments	Current Year Obligations					Current Year					Balances			
		Auth oriz	Adjustments (Transfer To/From)	Adjusted Appropriations	Allotments Received	Adj stm	Tran sfer	Tran sfer		1st Quarter Ending March 31	2nd Quarter	3rd Quarter	4th Quarter	Total	1st Quarter Ending March 31	2nd Quarter	3rd Quarter	4th Quarter	Total	Unre leas	Unobligated Allotment	Unpaid Obligations Due and Demanda	Obligations Not Yet Due and
1	2	3	4	5=(3+4)	6	7	8	9	10=[(6+(-)7)-8+9]	11	12	13	14	15=(11+12+13+14)	16	17	18	19	20=(16+17+18+19)	21=(5-1)	22=(10-15)	23	24
<b>I. Agency Specific Budget</b>																							
<b>Specific Budgets of National Government Agencies</b>	<b>01101101</b>	-	<b>46,516,464.00</b>	<b>46,516,464.00</b>	<b>46,516,464.00</b>	-	-	-	<b>46,516,464.00</b>	<b>36,393,961.29</b>	-	-	-	<b>36,393,961.29</b>	<b>36,393,961.29</b>	-	-	-	<b>36,393,961.29</b>	-	<b>10,122,502.71</b>	-	-
<b>Personnel Services</b>		-	<b>31,774,464.00</b>	<b>31,774,464.00</b>	<b>31,774,464.00</b>	-	-	-	<b>31,774,464.00</b>	<b>31,178,275.44</b>	-	-	-	<b>31,178,275.44</b>	<b>31,178,275.44</b>	-	-	-	<b>31,178,275.44</b>	-	<b>596,188.56</b>	-	-
Salaries and Wages	5010100000	-	28,485,221.00	28,485,221.00	28,485,221.00	-	-	-	28,485,221.00	28,382,656.82	-	-	-	28,382,656.82	28,382,656.82	-	-	-	28,382,656.82	-	102,564.18	-	-
Salaries and Wages - Regular	5010101000	-	28,396,471.00	28,396,471.00	28,396,471.00	-	-	-	28,396,471.00	28,294,306.82	-	-	-	28,294,306.82	28,294,306.82	-	-	-	28,294,306.82	-	102,164.18	-	-
Basic Salary - Civilian	5010101001	-	28,396,471.00	28,396,471.00	28,396,471.00	-	-	-	28,396,471.00	28,294,306.82	-	-	-	28,294,306.82	28,294,306.82	-	-	-	28,294,306.82	-	102,164.18	-	-
Salaries and Wages - Casual/Contractual	5010102000	-	88,750.00	88,750.00	88,750.00	-	-	-	88,750.00	88,350.00	-	-	-	88,350.00	88,350.00	-	-	-	88,350.00	-	400.00	-	-
Salaries and Wages - Casual/Contractual	5010102000	-	88,750.00	88,750.00	88,750.00	-	-	-	88,750.00	88,350.00	-	-	-	88,350.00	88,350.00	-	-	-	88,350.00	-	400.00	-	-
Other Compensation	5010200000	-	2,629,850.00	2,629,850.00	2,629,850.00	-	-	-	2,629,850.00	2,195,559.00	-	-	-	2,195,559.00	2,195,559.00	-	-	-	2,195,559.00	-	434,291.00	-	-
Personal Economic Relief Allowance (PERA)	5010201000	-	1,704,000.00	1,704,000.00	1,704,000.00	-	-	-	1,704,000.00	1,694,000.00	-	-	-	1,694,000.00	1,694,000.00	-	-	-	1,694,000.00	-	10,000.00	-	-
PERA - Civilian	5010201001	-	1,704,000.00	1,704,000.00	1,704,000.00	-	-	-	1,704,000.00	1,694,000.00	-	-	-	1,694,000.00	1,694,000.00	-	-	-	1,694,000.00	-	10,000.00	-	-
Representation Allowance (RA)	5010202000	-	60,000.00	60,000.00	60,000.00	-	-	-	60,000.00	53,000.00	-	-	-	53,000.00	53,000.00	-	-	-	53,000.00	-	7,000.00	-	-
Representation Allowance (RA)	5010202000	-	60,000.00	60,000.00	60,000.00	-	-	-	60,000.00	53,000.00	-	-	-	53,000.00	53,000.00	-	-	-	53,000.00	-	7,000.00	-	-
Transportation Allowance (TA)	5010203000	-	60,000.00	60,000.00	60,000.00	-	-	-	60,000.00	53,000.00	-	-	-	53,000.00	53,000.00	-	-	-	53,000.00	-	7,000.00	-	-
Transportation Allowance (TA)	5010203001	-	60,000.00	60,000.00	60,000.00	-	-	-	60,000.00	53,000.00	-	-	-	53,000.00	53,000.00	-	-	-	53,000.00	-	7,000.00	-	-
Subsistence Allowance (SA)	5010205000	-	14,850.00	14,850.00	14,850.00	-	-	-	14,850.00	14,850.00	-	-	-	14,850.00	14,850.00	-	-	-	14,850.00	-	-	-	-
7305	5010205003	-	14,850.00	14,850.00	14,850.00	-	-	-	14,850.00	14,850.00	-	-	-	14,850.00	14,850.00	-	-	-	14,850.00	-	-	-	-
Honoraria	5010210000	-	716,000.00	716,000.00	716,000.00	-	-	-	716,000.00	380,709.00	-	-	-	380,709.00	380,709.00	-	-	-	380,709.00	-	335,291.00	-	-
Honoraria - Civilian	5010210001	-	716,000.00	716,000.00	716,000.00	-	-	-	716,000.00	380,709.00	-	-	-	380,709.00	380,709.00	-	-	-	380,709.00	-	335,291.00	-	-
Hazard Pay (HP)	5010211000	-	75,000.00	75,000.00	75,000.00	-	-	-	75,000.00	-	-	-	-	-	-	-	-	-	-	-	75,000.00	-	-
HP - Magna Carta Benefits for Public Health Workers under R.A. 7305	5010211005	-	75,000.00	75,000.00	75,000.00	-	-	-	75,000.00	-	-	-	-	-	-	-	-	-	-	-	75,000.00	-	-
Personnel Benefit Contributions	5010300000	-	477,928.00	477,928.00	477,928.00	-	-	-	477,928.00	476,594.62	-	-	-	476,594.62	476,594.62	-	-	-	476,594.62	-	1,333.38	-	-
Pag-IBIG Contributions	5010302000	-	85,200.00	85,200.00	85,200.00	-	-	-	85,200.00	85,200.00	-	-	-	85,200.00	85,200.00	-	-	-	85,200.00	-	-	-	-
Pag-IBIG - Civilian	5010302001	-	85,200.00	85,200.00	85,200.00	-	-	-	85,200.00	85,200.00	-	-	-	85,200.00	85,200.00	-	-	-	85,200.00	-	-	-	-
PhilHealth Contributions	5010303000	-	307,528.00	307,528.00	307,528.00	-	-	-	307,528.00	306,194.62	-	-	-	306,194.62	306,194.62	-	-	-	306,194.62	-	1,333.38	-	-
PhilHealth - Civilian	5010303001	-	307,528.00	307,528.00	307,528.00	-	-	-	307,528.00	306,194.62	-	-	-	306,194.62	306,194.62	-	-	-	306,194.62	-	1,333.38	-	-
Employees Compensation Insurance Premiums (ECIP)	5010304000	-	85,200.00	85,200.00	85,200.00	-	-	-	85,200.00	85,200.00	-	-	-	85,200.00	85,200.00	-	-	-	85,200.00	-	-	-	-
ECIP - Civilian	5010304001	-	85,200.00	85,200.00	85,200.00	-	-	-	85,200.00	85,200.00	-	-	-	85,200.00	85,200.00	-	-	-	85,200.00	-	-	-	-
Other Personnel Benefits	5010400000	-	181,465.00	181,465.00	181,465.00	-	-	-	181,465.00	123,465.00	-	-	-	123,465.00	123,465.00	-	-	-	123,465.00	-	58,000.00	-	-
Terminal Leave Benefits	5010403000	-	123,465.00	123,465.00	123,465.00	-	-	-	123,465.00	123,465.00	-	-	-	123,465.00	123,465.00	-	-	-	123,465.00	-	-	-	-
Terminal Leave Benefits - Civilian	5010403001	-	123,465.00	123,465.00	123,465.00	-	-	-	123,465.00	123,465.00	-	-	-	123,465.00	123,465.00	-	-	-	123,465.00	-	-	-	-
Other Personnel Benefits	5010499000	-	58,000.00	58,000.00	58,000.00	-	-	-	58,000.00	-	-	-	-	-	-	-	-	-	-	-	58,000.00	-	-
Lump-sum for Step Increments - Length of Service	5010499010	-	58,000.00	58,000.00	58,000.00	-	-	-	58,000.00	-	-	-	-	-	-	-	-	-	-	-	58,000.00	-	-
<b>Maintenance and Other Operating Expenses</b>		-	<b>8,682,000.00</b>	<b>8,682,000.00</b>	<b>8,682,000.00</b>	-	-	-	<b>8,682,000.00</b>	<b>5,215,685.85</b>	-	-	-	<b>5,215,685.85</b>	<b>5,215,685.85</b>	-	-	-	<b>5,215,685.85</b>	-	<b>3,466,314.15</b>	-	-
Traveling Expenses	5020100000	-	590,000.00	590,000.00	590,000.00	-	-	-	590,000.00	451,420.41	-	-	-	451,420.41	451,420.41	-	-	-	451,420.41	-	138,579.59	-	-
Traveling Expenses - Local	5020101000	-	590,000.00	590,000.00	590,000.00	-	-	-	590,000.00	451,420.41	-	-	-	451,420.41	451,420.41	-	-	-	451,420.41	-	138,579.59	-	-
Traveling Expenses - Local	5020101000	-	590,000.00	590,000.00	590,000.00	-	-	-	590,000.00	451,420.41	-	-	-	451,420.41	451,420.41	-	-	-	451,420.41	-	138,579.59	-	-
Training and Scholarship Expenses	5020200000	-	1,320,000.00	1,320,000.00	1,320,000.00	-	-	-	1,320,000.00	556,989.00	-	-	-	556,989.00	556,989.00	-	-	-	556,989.00	-	763,011.00	-	-
Training Expenses	5020201000	-	1,320,000.00	1,320,000.00	1,320,000.00	-	-	-	1,320,000.00	556,989.00	-	-	-	556,989.00	556,989.00	-	-	-	556,989.00	-	763,011.00	-	-

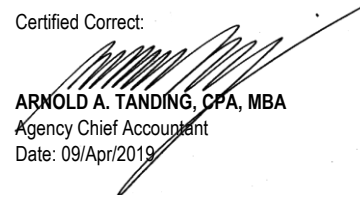
Particulars	UACS CODE	Appropriation			Allotments				Current Year Obligations					Current Year				Balances					
		Auth oriz	Adjustments (Transfer To/From)	Adjusted Appropriations	Allotments Received	Adj stm	Tran sfer	Tran sfer	Adjusted Total Allotments	1st Quarter	2nd	3rd	4th	Total	1st Quarter	2nd	3rd	4th	Total	Unre leas	Unobligated Allotment	Unpaid Obligations	
										Ending March 31	Quar ter	Quar ter	Quar ter		Ending March 31	Quar ter	Quar ter	Quar ter				Due and Demanda	Not Yet Due and
1	2	3	4	5=(3+4)	6	7	8	9	10={6+(-7)-8+9}	11	12	13	14	15=(11+12+13+14)	16	17	18	19	20=(16+17+18+19)	21=(5-1)	22=(10-15)	23	24
Training Expenses	5020201002	-	1,320,000.00	1,320,000.00	1,320,000.00	-	-	-	1,320,000.00	556,989.00	-	-	-	556,989.00	556,989.00	-	-	-	556,989.00	-	763,011.00	-	-
Supplies and Materials Expenses	5020300000	-	1,840,000.00	1,840,000.00	1,840,000.00	-	-	-	1,840,000.00	847,580.51	-	-	-	847,580.51	847,580.51	-	-	-	847,580.51	-	992,419.49	-	-
Office Supplies Expenses	5020301000	-	1,840,000.00	1,840,000.00	1,840,000.00	-	-	-	1,840,000.00	847,580.51	-	-	-	847,580.51	847,580.51	-	-	-	847,580.51	-	992,419.49	-	-
Office Supplies Expenses	5020301002	-	1,840,000.00	1,840,000.00	1,840,000.00	-	-	-	1,840,000.00	847,580.51	-	-	-	847,580.51	847,580.51	-	-	-	847,580.51	-	992,419.49	-	-
Utility Expenses	5020400000	-	765,000.00	765,000.00	765,000.00	-	-	-	765,000.00	326,972.39	-	-	-	326,972.39	326,972.39	-	-	-	326,972.39	-	438,027.61	-	-
Electricity Expenses	5020402000	-	765,000.00	765,000.00	765,000.00	-	-	-	765,000.00	326,972.39	-	-	-	326,972.39	326,972.39	-	-	-	326,972.39	-	438,027.61	-	-
Electricity Expenses	5020402000	-	765,000.00	765,000.00	765,000.00	-	-	-	765,000.00	326,972.39	-	-	-	326,972.39	326,972.39	-	-	-	326,972.39	-	438,027.61	-	-
Communication Expenses	5020500000	-	468,000.00	468,000.00	468,000.00	-	-	-	468,000.00	264,805.18	-	-	-	264,805.18	264,805.18	-	-	-	264,805.18	-	203,194.82	-	-
Internet Subscription Expenses	5020503000	-	468,000.00	468,000.00	468,000.00	-	-	-	468,000.00	264,805.18	-	-	-	264,805.18	264,805.18	-	-	-	264,805.18	-	203,194.82	-	-
Internet Subscription Expenses	5020503000	-	468,000.00	468,000.00	468,000.00	-	-	-	468,000.00	264,805.18	-	-	-	264,805.18	264,805.18	-	-	-	264,805.18	-	203,194.82	-	-
Confidential, Intelligence and Extraordinary Expenses	5021000000	-	60,000.00	60,000.00	60,000.00	-	-	-	60,000.00	60,000.00	-	-	-	60,000.00	60,000.00	-	-	-	60,000.00	-	-	-	-
Extraordinary and Miscellaneous Expenses	5021003000	-	60,000.00	60,000.00	60,000.00	-	-	-	60,000.00	60,000.00	-	-	-	60,000.00	60,000.00	-	-	-	60,000.00	-	-	-	-
Extraordinary and Miscellaneous Expenses	5021003000	-	60,000.00	60,000.00	60,000.00	-	-	-	60,000.00	60,000.00	-	-	-	60,000.00	60,000.00	-	-	-	60,000.00	-	-	-	-
Professional Services	5021100000	-	1,755,000.00	1,755,000.00	1,755,000.00	-	-	-	1,755,000.00	1,450,546.95	-	-	-	1,450,546.95	1,450,546.95	-	-	-	1,450,546.95	-	304,453.05	-	-
Other Professional Services	5021199000	-	1,755,000.00	1,755,000.00	1,755,000.00	-	-	-	1,755,000.00	1,450,546.95	-	-	-	1,450,546.95	1,450,546.95	-	-	-	1,450,546.95	-	304,453.05	-	-
Other Professional Services	5021199000	-	1,755,000.00	1,755,000.00	1,755,000.00	-	-	-	1,755,000.00	1,450,546.95	-	-	-	1,450,546.95	1,450,546.95	-	-	-	1,450,546.95	-	304,453.05	-	-
Repairs and Maintenance	5021300000	-	490,000.00	490,000.00	490,000.00	-	-	-	490,000.00	90,585.22	-	-	-	90,585.22	90,585.22	-	-	-	90,585.22	-	399,414.78	-	-
Repairs and Maintenance - Buildings and Other Structures	5021304000	-	490,000.00	490,000.00	490,000.00	-	-	-	490,000.00	90,585.22	-	-	-	90,585.22	90,585.22	-	-	-	90,585.22	-	399,414.78	-	-
Buildings	5021304001	-	490,000.00	490,000.00	490,000.00	-	-	-	490,000.00	90,585.22	-	-	-	90,585.22	90,585.22	-	-	-	90,585.22	-	399,414.78	-	-
Taxes, Insurance Premiums and Other Fees	5021500000	-	100,000.00	100,000.00	100,000.00	-	-	-	100,000.00	88,048.35	-	-	-	88,048.35	88,048.35	-	-	-	88,048.35	-	11,951.65	-	-
Taxes, Duties and Licenses	5021501000	-	100,000.00	100,000.00	100,000.00	-	-	-	100,000.00	88,048.35	-	-	-	88,048.35	88,048.35	-	-	-	88,048.35	-	11,951.65	-	-
Taxes, Duties and Licenses	5021501001	-	100,000.00	100,000.00	100,000.00	-	-	-	100,000.00	88,048.35	-	-	-	88,048.35	88,048.35	-	-	-	88,048.35	-	11,951.65	-	-
Other Maintenance and Operating Expenses	5029900000	-	1,294,000.00	1,294,000.00	1,294,000.00	-	-	-	1,294,000.00	1,078,737.84	-	-	-	1,078,737.84	1,078,737.84	-	-	-	1,078,737.84	-	215,262.16	-	-
Advertising Expenses	5029901000	-	57,000.00	57,000.00	57,000.00	-	-	-	57,000.00	50,000.00	-	-	-	50,000.00	50,000.00	-	-	-	50,000.00	-	7,000.00	-	-
Advertising Expenses	5029901000	-	57,000.00	57,000.00	57,000.00	-	-	-	57,000.00	50,000.00	-	-	-	50,000.00	50,000.00	-	-	-	50,000.00	-	7,000.00	-	-
Printing and Publication Expenses	5029902000	-	195,000.00	195,000.00	195,000.00	-	-	-	195,000.00	172,033.00	-	-	-	172,033.00	172,033.00	-	-	-	172,033.00	-	22,967.00	-	-
Printing and Publication Expenses	5029902000	-	195,000.00	195,000.00	195,000.00	-	-	-	195,000.00	172,033.00	-	-	-	172,033.00	172,033.00	-	-	-	172,033.00	-	22,967.00	-	-
Representation Expenses	5029903000	-	615,000.00	615,000.00	615,000.00	-	-	-	615,000.00	511,570.00	-	-	-	511,570.00	511,570.00	-	-	-	511,570.00	-	103,430.00	-	-
Representation Expenses	5029903000	-	615,000.00	615,000.00	615,000.00	-	-	-	615,000.00	511,570.00	-	-	-	511,570.00	511,570.00	-	-	-	511,570.00	-	103,430.00	-	-
Transportation and Delivery Expenses	5029904000	-	5,000.00	5,000.00	5,000.00	-	-	-	5,000.00	4,548.00	-	-	-	4,548.00	4,548.00	-	-	-	4,548.00	-	452.00	-	-
Transportation and Delivery Expenses	5029904000	-	5,000.00	5,000.00	5,000.00	-	-	-	5,000.00	4,548.00	-	-	-	4,548.00	4,548.00	-	-	-	4,548.00	-	452.00	-	-
Rent/Lease Expenses	5029905000	-	30,000.00	30,000.00	30,000.00	-	-	-	30,000.00	26,500.00	-	-	-	26,500.00	26,500.00	-	-	-	26,500.00	-	3,500.00	-	-
Rents - Equipment	5029905004	-	30,000.00	30,000.00	30,000.00	-	-	-	30,000.00	26,500.00	-	-	-	26,500.00	26,500.00	-	-	-	26,500.00	-	3,500.00	-	-
Membership Dues and Contributions to Organizations	5029906000	-	315,000.00	315,000.00	315,000.00	-	-	-	315,000.00	247,857.55	-	-	-	247,857.55	247,857.55	-	-	-	247,857.55	-	67,142.45	-	-
Membership Dues and Contributions to Organizations	5029906000	-	315,000.00	315,000.00	315,000.00	-	-	-	315,000.00	247,857.55	-	-	-	247,857.55	247,857.55	-	-	-	247,857.55	-	67,142.45	-	-
Subscription Expenses	5029907000	-	77,000.00	77,000.00	77,000.00	-	-	-	77,000.00	66,229.29	-	-	-	66,229.29	66,229.29	-	-	-	66,229.29	-	10,770.71	-	-
Other Subscription Expenses	5029907099	-	77,000.00	77,000.00	77,000.00	-	-	-	77,000.00	66,229.29	-	-	-	66,229.29	66,229.29	-	-	-	66,229.29	-	10,770.71	-	-
<b>Capital Outlays</b>		-	<b>6,060,000.00</b>	<b>6,060,000.00</b>	<b>6,060,000.00</b>	-	-	-	<b>6,060,000.00</b>	-	-	-	-	-	-	-	-	-	-	-	<b>6,060,000.00</b>	-	-
Property, Plant and Equipment Outlay	5060400000	-	6,060,000.00	6,060,000.00	6,060,000.00	-	-	-	6,060,000.00	-	-	-	-	-	-	-	-	-	-	-	6,060,000.00	-	-
Buildings and Other Structures	5060404000	-	6,060,000.00	6,060,000.00	6,060,000.00	-	-	-	6,060,000.00	-	-	-	-	-	-	-	-	-	-	-	6,060,000.00	-	-
School Buildings	5060404002	-	6,060,000.00	6,060,000.00	6,060,000.00	-	-	-	6,060,000.00	-	-	-	-	-	-	-	-	-	-	-	6,060,000.00	-	-
<b>II. Automatic Appropriations</b>																							
<b>Retirement and Life Insurance Premiums</b>	<b>01104102</b>	-	<b>3,408,000.00</b>	<b>3,408,000.00</b>	<b>3,408,000.00</b>	-	-	-	<b>3,408,000.00</b>	<b>3,395,585.55</b>	-	-	-	<b>3,395,585.55</b>	<b>3,395,585.55</b>	-	-	-	<b>3,395,585.55</b>	-	<b>12,414.45</b>	-	-
Personnel Services		-	3,408,000.00	3,408,000.00	3,408,000.00	-	-	-	3,408,000.00	3,395,585.55	-	-	-	3,395,585.55	3,395,585.55	-	-	-	3,395,585.55	-	12,414.45	-	-
Personnel Benefit Contributions	5010300000	-	3,408,000.00	3,408,000.00	3,408,000.00	-	-	-	3,408,000.00	3,395,585.55	-	-	-	3,395,585.55	3,395,585.55	-	-	-	3,395,585.55	-	12,414.45	-	-
Retirement and Life Insurance Premiums	5010301000	-	3,408,000.00	3,408,000.00	3,408,000.00	-	-	-	3,408,000.00	3,395,585.55	-	-	-	3,395,585.55	3,395,585.55	-	-	-	3,395,585.55	-	12,414.45	-	-
Retirement and Life Insurance Premiums	5010301000	-	3,408,000.00	3,408,000.00	3,408,000.00	-	-	-	3,408,000.00	3,395,585.55	-	-											

Particulars	UACS CODE	Appropriation			Allotments				Current Year Obligations					Current Year				Balances					
		Auth oriz	Adjustments (Transfer To/From)	Adjusted Appropriations	Allotments Received	Adju stm	Tran sfer	Tran sfer	Adjusted Total Allotments	1st Quarter Ending March 31	2nd Quar ter	3rd Quar ter	4th Quar ter	Total	1st Quarter Ending March 31	2nd Quar ter	3rd Quar ter	4th Quar ter	Total	Unre leas	Unobligated Allotment	Unpaid Obligations Due and Demanda	Not Yet Due and
1	2	3	4	5=(3+4)	6	7	8	9	10={{6+(-)7}-8+9}	11	12	13	14	15=(11+12+13+14)	16	17	18	19	20=(16+17+18+19)	21=(5-1)	22=(10-15)	23	24
Personnel Services		-	180,749.00	180,749.00	180,749.00	-	-	-	180,749.00	180,749.00	-	-	-	180,749.00	180,749.00	-	-	-	180,749.00	-	-	-	-
Terminal Leave Benefits	5010403000	-	180,749.00	180,749.00	180,749.00	-	-	-	180,749.00	180,749.00	-	-	-	180,749.00	180,749.00	-	-	-	180,749.00	-	-	-	-
Terminal Leave Benefits - Civilian	5010403001	-	180,749.00	180,749.00	180,749.00	-	-	-	180,749.00	180,749.00	-	-	-	180,749.00	180,749.00	-	-	-	180,749.00	-	-	-	-
<b>GRAND TOTAL</b>		-	<b>50,105,213.00</b>	<b>50,105,213.00</b>	<b>50,105,213.00</b>	-	-	-	<b>50,105,213.00</b>	<b>39,970,295.84</b>	-	-	-	<b>39,970,295.84</b>	<b>39,970,295.84</b>	-	-	-	<b>39,970,295.84</b>	-	<b>10,134,917.16</b>	-	-


Certified Correct:

  
**ELSIE P. ANDRES**  
 Agency Budget Officer  
 Date: 09/Apr/2019


Certified Correct:

  
**ARNOLD A. TANDING, CPA, MBA**  
 Agency Chief Accountant  
 Date: 09/Apr/2019

Recommended By:

  
**DANILO T. BUEN, MBA**  
 Director, FMS  
 Date: 09/Apr/2019

Approved By:

  
**EDUARDO T. BAGTANG, CPA, DBM**  
 Head of Agency or Authorized Representative  
 Date: 09/Apr/2019

This report was generated using the Unified Reporting System on 10/04/2019 16:39