

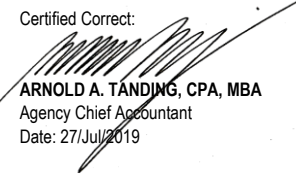


Particulars	UACS CODE	Appropriations			Allotments					Obligations					Disbursements		Disbursements			Balances			
		Authorized Appropriations	Adjustments (Transfer To/From, Modifications)	Adjusted Appropriations	Allotments Received	Adjustments (Red)	Transfer To	Transfer From	Adjusted Allotments	1st Quarter Ending March 31	2nd Quarter Ending June 30	3rd Quarter Ending	4th Quarter Ending	Total	1st Quarter Ending March 31	2nd Quarter Ending June 30	3rd Quarter Ending	4th Quarter Ending	Total	Unreleased Appropriations	Unobligated Allotments	Unpaid Obligations Due and Demandable	Not Yet Due and Demandable
1	2	3	4	5=(3+4)	6	7	8	9	10=[(6+(-)7)-8+9]	11	12	13	14	15=(11+12+13+14)	16	17	18	19	20=(16+17+18+19)	21=(5-10)	22=(10-15)	23	24
Professional Services	5021100000	5,333,000.00	-	5,333,000.00	5,333,000.00	-	-	-	5,333,000.00	1,450,546.95	1,684,638.80	-	-	3,135,185.75	1,450,546.95	1,684,638.80	-	-	3,135,185.75	-	2,197,814.25	-	-
Other Professional Services	5021199000	5,333,000.00	-	5,333,000.00	5,333,000.00	-	-	-	5,333,000.00	1,450,546.95	1,684,638.80	-	-	3,135,185.75	1,450,546.95	1,684,638.80	-	-	3,135,185.75	-	2,197,814.25	-	-
Repairs and Maintenance	5021300000	2,435,000.00	-	2,435,000.00	2,435,000.00	-	-	-	2,435,000.00	90,585.22	483,920.37	-	-	574,505.59	90,585.22	483,920.37	-	-	574,505.59	-	1,860,494.41	-	-
School Buildings	5021304002	1,218,000.00	-	1,218,000.00	1,218,000.00	-	-	-	1,218,000.00	90,585.22	483,920.37	-	-	574,505.59	90,585.22	483,920.37	-	-	574,505.59	-	643,494.41	-	-
Motor Vehicles	5021306001	1,217,000.00	-	1,217,000.00	1,217,000.00	-	-	-	1,217,000.00	-	-	-	-	-	-	-	-	-	-	-	1,217,000.00	-	-
Taxes, Insurance Premiums and Other Fees	5021500000	250,000.00	-	250,000.00	250,000.00	-	-	-	250,000.00	88,048.35	5,838.42	-	-	93,886.77	88,048.35	5,838.42	-	-	93,886.77	-	156,113.23	-	-
Taxes, Duties and Licenses	5021501001	250,000.00	-	250,000.00	250,000.00	-	-	-	250,000.00	88,048.35	5,838.42	-	-	93,886.77	88,048.35	5,838.42	-	-	93,886.77	-	156,113.23	-	-
Other Maintenance and Operating Expenses	5029900000	4,815,000.00	-	4,815,000.00	4,815,000.00	-	-	-	4,815,000.00	1,028,581.42	1,026,313.56	-	-	2,054,894.98	1,028,581.42	1,026,313.56	-	-	2,054,894.98	-	2,760,105.02	-	-
Advertising Expenses	5029901000	210,000.00	-	210,000.00	210,000.00	-	-	-	210,000.00	50,000.00	43,110.00	-	-	93,110.00	50,000.00	43,110.00	-	-	93,110.00	-	116,890.00	-	-
Printing and Publication Expenses	5029902000	1,125,000.00	-	1,125,000.00	1,125,000.00	-	-	-	1,125,000.00	172,033.00	256,195.00	-	-	428,228.00	172,033.00	256,195.00	-	-	428,228.00	-	696,772.00	-	-
Representation Expenses	5029903000	2,180,000.00	-	2,180,000.00	2,180,000.00	-	-	-	2,180,000.00	511,570.00	616,167.88	-	-	1,127,737.88	511,570.00	616,167.88	-	-	1,127,737.88	-	1,052,262.12	-	-
Transportation and Delivery Expenses	5029904000	357,000.00	-	357,000.00	357,000.00	-	-	-	357,000.00	4,548.00	63,101.99	-	-	67,649.99	4,548.00	63,101.99	-	-	67,649.99	-	289,350.01	-	-
Rents - Building and Structures	5029905001	40,000.00	-	40,000.00	40,000.00	-	-	-	40,000.00	26,500.00	-	-	-	26,500.00	26,500.00	-	-	-	26,500.00	-	13,500.00	-	-
Membership Dues and Contributions to Organizations	5029906000	535,000.00	-	535,000.00	535,000.00	-	-	-	535,000.00	247,857.55	37,000.00	-	-	284,857.55	247,857.55	37,000.00	-	-	284,857.55	-	250,142.45	-	-
Other Subscription Expenses	5029907099	368,000.00	-	368,000.00	368,000.00	-	-	-	368,000.00	16,072.87	10,738.69	-	-	26,811.56	16,072.87	10,738.69	-	-	26,811.56	-	341,188.44	-	-
<b>Capital Outlays</b>		<b>60,000,000.00</b>	-	<b>60,000,000.00</b>	<b>60,000,000.00</b>	-	-	-	<b>60,000,000.00</b>	-	<b>1,928,000.00</b>	-	-	<b>1,928,000.00</b>	-	-	-	-	-	-	<b>58,072,000.00</b>	-	<b>1,928,000.00</b>
Property, Plant and Equipment Outlay	5060400000	60,000,000.00	-	60,000,000.00	60,000,000.00	-	-	-	60,000,000.00	-	1,928,000.00	-	-	1,928,000.00	-	-	-	-	-	-	58,072,000.00	-	1,928,000.00
Buildings	5060404001	12,000,000.00	-	12,000,000.00	12,000,000.00	-	-	-	12,000,000.00	-	-	-	-	-	-	-	-	-	-	-	12,000,000.00	-	-
School Buildings	5060404002	38,000,000.00	-	38,000,000.00	38,000,000.00	-	-	-	38,000,000.00	-	-	-	-	-	-	-	-	-	-	-	38,000,000.00	-	-
Information and Communication Technology	5060405003	10,000,000.00	-	10,000,000.00	10,000,000.00	-	-	-	10,000,000.00	-	1,928,000.00	-	-	1,928,000.00	-	-	-	-	-	-	8,072,000.00	-	1,928,000.00
<b>II. Automatic Appropriations</b>																							
<b>Retirement and Life Insurance Premiums</b>	<b>01104102</b>	<b>14,908,000.00</b>	<b>188,507.00</b>	<b>15,096,507.00</b>	<b>15,096,507.00</b>	-	-	-	<b>15,096,507.00</b>	<b>3,395,585.55</b>	<b>3,999,597.57</b>	-	-	<b>7,395,183.12</b>	<b>3,395,585.55</b>	<b>3,999,597.57</b>	-	-	<b>7,395,183.12</b>	-	<b>7,701,323.88</b>	-	-
Personnel Services		14,908,000.00	188,507.00	15,096,507.00	15,096,507.00	-	-	-	15,096,507.00	3,395,585.55	3,999,597.57	-	-	7,395,183.12	3,395,585.55	3,999,597.57	-	-	7,395,183.12	-	7,701,323.88	-	-
Personnel Benefit Contributions	5010300000	14,908,000.00	188,507.00	15,096,507.00	15,096,507.00	-	-	-	15,096,507.00	3,395,585.55	3,999,597.57	-	-	7,395,183.12	3,395,585.55	3,999,597.57	-	-	7,395,183.12	-	7,701,323.88	-	-
Retirement and Life Insurance Premiums	5010301000	14,908,000.00	188,507.00	15,096,507.00	15,096,507.00	-	-	-	15,096,507.00	3,395,585.55	3,999,597.57	-	-	7,395,183.12	3,395,585.55	3,999,597.57	-	-	7,395,183.12	-	7,701,323.88	-	-
<b>III. Special Purpose Fund</b>																							
<b>Pension and Gratuity Fund</b>	<b>1101407</b>	-	<b>180,749.00</b>	<b>180,749.00</b>	<b>180,749.00</b>	-	-	-	<b>180,749.00</b>	<b>180,749.00</b>	-	-	-	<b>180,749.00</b>	<b>180,749.00</b>	-	-	-	<b>180,749.00</b>	-	-	-	-
Personnel Services		-	180,749.00	180,749.00	180,749.00	-	-	-	180,749.00	180,749.00	-	-	-	180,749.00	180,749.00	-	-	-	180,749.00	-	-	-	-
Terminal Leave Benefits - Civilian	5010403001	-	180,749.00	180,749.00	180,749.00	-	-	-	180,749.00	180,749.00	-	-	-	180,749.00	180,749.00	-	-	-	180,749.00	-	-	-	-
<b>GRAND TOTAL</b>		<b>296,012,000.00</b>	<b>369,256.00</b>	<b>296,381,256.00</b>	<b>284,892,608.00</b>	-	-	-	<b>284,892,608.00</b>	<b>39,920,139.41</b>	<b>62,754,461.47</b>	-	-	<b>102,674,600.88</b>	<b>39,920,139.41</b>	<b>60,826,461.47</b>	-	-	<b>100,746,600.88</b>	<b>11,488,648.00</b>	<b>182,218,007.12</b>	-	<b>1,928,000.00</b>


Certified Correct:

  
**ELSIE P. ANDRES**  
 Agency Budget Officer  
 Date: 27/Jul/2019


Certified Correct:

  
**ARNOLD A. TANDING, CPA, MBA**  
 Agency Chief Accountant  
 Date: 27/Jul/2019

Recommended By:

  
**DANILO T. BUEN, MBA**  
 Director, FMS  
 Date: 27/Jul/2019

Approved By:

  
**EDUARDO T. BAGTANG, CPA, DBM**  
 Head of Agency or Authorized Representative  
 Date: 27/Jul/2019