

STATEMENT OF APPROVED BUDGET, UTILIZATIONS, DISBURSEMENTS AND BALANCES FOR TRUST RECEIPTS
As at the Quarter Ending June 30, 2019

Department : **State Universities and Colleges (SUCs)**
Agency : **Kalinga State University**
Operating Unit : **<not applicable>**
Organization Code: **08 019 0000000**
Funding Cluster: **07 - Trust Receipts**

X	Inter Agency Fund Transfer
	Grants and Donations (Less than 12 months)

Source Agencies and Projects	Approved Budget			Utilizations					Disbursements					Balances		
	Approved Budgeted Revenue/ Receipts	Adjustments	Adjusted Budgeted Revenue	1st Quarter Ending March 31	2nd Quarter Ending June 30	3rd Quarter Ending Sept. 30	4th Quarter Ending Dec. 31	Total	1st Quarter Ending March 31	2nd Quarter Ending June 30	3rd Quarter Ending Sept. 30	4th Quarter Ending Dec. 31	Total	Unutilized Budget	Unpaid Utilizations	
															Due and Demandable	Not Yet Due and Demandable
1	2	3	4=(2+3)	5	6	7	8	9=(5+6+7+8)	10	11	12	13	14=(10+11+12+13)	15=(4-9)	16	17
Department of Agriculture	1,621,545.23	-	1,621,545.23	146,690.24	155,430.00	-	-	302,120.24	132,827.74	155,430.00	-	-	288,257.74	1,319,424.99	-	13,862.50
Production of Coffee Seedlings	1,621,545.23	-	1,621,545.23	146,690.24	155,430.00	-	-	302,120.24	132,827.74	155,430.00	-	-	288,257.74	1,319,424.99	-	13,862.50
PS	-	-	-	-	-	-	-	-	-	-	-	-	-	-	-	-
MOOE	1,621,545.23	-	1,621,545.23	146,690.24	155,430.00	-	-	302,120.24	132,827.74	155,430.00	-	-	288,257.74	1,319,424.99	-	13,862.50
CO	-	-	-	-	-	-	-	-	-	-	-	-	-	-	-	-
Commission on Higher Education	88,846.00	-	88,846.00	-	-	-	-	-	-	-	-	-	-	88,846.00	-	-
National Agriculture and Fisheries Education System (NAFES)	88,846.00	-	88,846.00	-	-	-	-	-	-	-	-	-	-	88,846.00	-	-
PS	-	-	-	-	-	-	-	-	-	-	-	-	-	-	-	-
MOOE	88,846.00	-	88,846.00	-	-	-	-	-	-	-	-	-	-	88,846.00	-	-
CO	-	-	-	-	-	-	-	-	-	-	-	-	-	-	-	-
Philippine Rice Institute	74,814.22	-	74,814.22	-	-	-	-	-	-	-	-	-	-	74,814.22	-	-
Evaluation of Agronomic Performance and Energy Efficiency of New Rice Varieties under Aerobic Growing Conditions and Different Tillage and Direct-Seeding Methods	74,814.22	-	74,814.22	-	-	-	-	-	-	-	-	-	-	74,814.22	-	-
PS	-	-	-	-	-	-	-	-	-	-	-	-	-	-	-	-
MOOE	74,814.22	-	74,814.22	-	-	-	-	-	-	-	-	-	-	74,814.22	-	-
CO	-	-	-	-	-	-	-	-	-	-	-	-	-	-	-	-
DOST-PCAARRD	894,451.37	-	894,451.37	319,559.80	88,277.83	-	-	407,837.63	86,507.80	302,647.83	-	-	389,155.63	486,613.74	-	18,682.00

STATEMENT OF APPROVED BUDGET, UTILIZATIONS, DISBURSEMENTS AND BALANCES FOR TRUST RECEIPTS
As at the Quarter Ending June 30, 2019

Department : **State Universities and Colleges (SUCs)**
Agency : **Kalinga State University**
Operating Unit : **<not applicable>**
Organization Code: **08 019 000000**
Funding Cluster: **07 - Trust Receipts**

X	Inter Agency Fund Transfer
	Grants and Donations (Less than 12 months)

Source Agencies and Projects	Approved Budget			Utilizations					Disbursements					Balances		
	Approved Budgeted Revenue/ Receipts	Adjustments	Adjusted Budgeted Revenue	1st Quarter Ending March 31	2nd Quarter Ending June 30	3rd Quarter Ending Sept. 30	4th Quarter Ending Dec. 31	Total	1st Quarter Ending March 31	2nd Quarter Ending June 30	3rd Quarter Ending Sept. 30	4th Quarter Ending Dec. 31	Total	Unutilized Budget	Unpaid Utilizations	
															Due and Demandable	Not Yet Due and Demandable
1	2	3	4=(2+3)	5	6	7	8	9=(5+6+7+8)	10	11	12	13	14=(10+11+12+13)	15=(4-9)	16	17
Conservation, Improvement and Profitable Utilization of the Philippine Native Pigs - Organized Breeding and Selection for the Establishment of Breeding True-to-Type Native Pig Populations in the Cordillera Administrative Region, Cagayan Valley, Calabarzon and Mimaropa Regions	894,451.37	-	894,451.37	319,559.80	88,277.83	-	-	407,837.63	86,507.80	302,647.83	-	-	389,155.63	486,613.74	-	18,682.00
PS	-	-	-	-	-	-	-	-	-	-	-	-	-	-	-	-
MOOE	894,451.37	-	894,451.37	319,559.80	88,277.83	-	-	407,837.63	86,507.80	302,647.83	-	-	389,155.63	486,613.74	-	18,682.00
CO	-	-	-	-	-	-	-	-	-	-	-	-	-	-	-	-
DOST-PCAARRD	674,184.68	-	674,184.68	-	-	-	-	-	-	-	-	-	-	674,184.68	-	-
Conservation, Improvement and Profitable Utilization of the Philippine Native Pigs - Local Resource-Based Free Range Production Management Protocols and Systems for Breeder and Slaughter Native Pigs	674,184.68	-	674,184.68	-	-	-	-	-	-	-	-	-	-	674,184.68	-	-
PS	-	-	-	-	-	-	-	-	-	-	-	-	-	-	-	-
MOOE	674,184.68	-	674,184.68	-	-	-	-	-	-	-	-	-	-	674,184.68	-	-
CO	-	-	-	-	-	-	-	-	-	-	-	-	-	-	-	-

STATEMENT OF APPROVED BUDGET, UTILIZATIONS, DISBURSEMENTS AND BALANCES FOR TRUST RECEIPTS
As at the Quarter Ending June 30, 2019

Department : **State Universities and Colleges (SUCs)**
Agency : **Kalinga State University**
Operating Unit : **<not applicable>**
Organization Code: **08 019 0000000**
Funding Cluster: **07 - Trust Receipts**

X	Inter Agency Fund Transfer
	Grants and Donations (Less than 12 months)

Source Agencies and Projects	Approved Budget			Utilizations					Disbursements					Balances		
	Approved Budgeted Revenue/ Receipts	Adjustments	Adjusted Budgeted Revenue	1st Quarter Ending March 31	2nd Quarter Ending June 30	3rd Quarter Ending Sept. 30	4th Quarter Ending Dec. 31	Total	1st Quarter Ending March 31	2nd Quarter Ending June 30	3rd Quarter Ending Sept. 30	4th Quarter Ending Dec. 31	Total	Unutilized Budget	Unpaid Utilizations	
															Due and Demandable	Not Yet Due and Demandable
1	2	3	4=(2+3)	5	6	7	8	9=(5+6+7+8)	10	11	12	13	14=(10+11+12+13)	15=(4-9)	16	17
Department of Agriculture	245,678.61	-	245,678.61	57,705.64	42,250.00	-	-	99,955.64	57,705.64	42,250.00	-	-	99,955.64	145,722.97	-	-
Raising Productivity and Enriching the Legacy of Heirloom/Traditional Rice through Empowering Communities in Unfavorable Rice-based Ecosystem	245,678.61	-	245,678.61	57,705.64	42,250.00	-	-	99,955.64	57,705.64	42,250.00	-	-	99,955.64	145,722.97	-	-
PS	-	-	-	-	-	-	-	-	-	-	-	-	-	-	-	-
MOOE	245,678.61	-	245,678.61	57,705.64	42,250.00	-	-	99,955.64	57,705.64	42,250.00	-	-	99,955.64	145,722.97	-	-
CO	-	-	-	-	-	-	-	-	-	-	-	-	-	-	-	-
DOST-PCAARRD	2,206,647.00	-	2,206,647.00	55,512.83	430,960.88	-	-	486,473.71	55,512.83	311,230.88	-	-	366,743.71	1,720,173.29	-	119,730.00
Saving the Heirloom Corn Varieties of Kalinga Province	2,206,647.00	-	2,206,647.00	55,512.83	430,960.88	-	-	486,473.71	55,512.83	311,230.88	-	-	366,743.71	1,720,173.29	-	119,730.00
PS	-	-	-	-	-	-	-	-	-	-	-	-	-	-	-	-
MOOE	2,206,647.00	-	2,206,647.00	55,512.83	430,960.88	-	-	486,473.71	55,512.83	311,230.88	-	-	366,743.71	1,720,173.29	-	119,730.00
CO	-	-	-	-	-	-	-	-	-	-	-	-	-	-	-	-
Department of Science and Technology (DOST)	42,364.74	-	42,364.74	1,791.52	40,573.22	-	-	42,364.74	1,791.52	40,573.22	-	-	42,364.74	-	-	-
Strengthening Silk Production in the Cordillera Region	42,364.74	-	42,364.74	1,791.52	40,573.22	-	-	42,364.74	1,791.52	40,573.22	-	-	42,364.74	-	-	-
PS	-	-	-	-	-	-	-	-	-	-	-	-	-	-	-	-
MOOE	42,364.74	-	42,364.74	1,791.52	40,573.22	-	-	42,364.74	1,791.52	40,573.22	-	-	42,364.74	-	-	-
CO	-	-	-	-	-	-	-	-	-	-	-	-	-	-	-	-
DOST-PCAARRD	2,826,563.10	847,123.71	3,673,686.81	343,668.42	728,258.12	-	-	1,071,926.54	189,457.22	552,339.48	-	-	741,796.70	2,601,760.27	-	330,129.84

STATEMENT OF APPROVED BUDGET, UTILIZATIONS, DISBURSEMENTS AND BALANCES FOR TRUST RECEIPTS
As at the Quarter Ending June 30, 2019

Department : **State Universities and Colleges (SUCs)**
Agency : **Kalinga State University**
Operating Unit : **<not applicable>**
Organization Code: **08 019 0000000**
Funding Cluster: **07 - Trust Receipts**

X	Inter Agency Fund Transfer
	Grants and Donations (Less than 12 months)

Source Agencies and Projects	Approved Budget			Utilizations					Disbursements					Balances		
	Approved Budgeted Revenue/ Receipts	Adjustments	Adjusted Budgeted Revenue	1st Quarter Ending March 31	2nd Quarter Ending June 30	3rd Quarter Ending Sept. 30	4th Quarter Ending Dec. 31	Total	1st Quarter Ending March 31	2nd Quarter Ending June 30	3rd Quarter Ending Sept. 30	4th Quarter Ending Dec. 31	Total	Unutilized Budget	Unpaid Utilizations	
															Due and Demandable	Not Yet Due and Demandable
1	2	3	4=(2+3)	5	6	7	8	9=(5+6+7+8)	10	11	12	13	14=(10+11+12+13)	15=(4-9)	16	17
Disaster Risk Reduction of Climate Change Impacts on Vulnerable Coffee Farms in Kalinga	2,826,563.10	847,123.71	3,673,686.81	343,668.42	728,258.12	-	-	1,071,926.54	189,457.22	552,339.48	-	-	741,796.70	2,601,760.27	-	330,129.84
PS	-	-	-	-	-	-	-	-	-	-	-	-	-	-	-	-
MOOE	2,826,563.10	847,123.71	3,673,686.81	343,668.42	728,258.12	-	-	1,071,926.54	189,457.22	552,339.48	-	-	741,796.70	2,601,760.27	-	330,129.84
CO	-	-	-	-	-	-	-	-	-	-	-	-	-	-	-	-
DOST-PCAARRD	4,925,000.00	-	4,925,000.00	-	3,121,891.11	-	-	3,121,891.11	-	1,418,456.73	-	-	3,121,891.11	1,803,108.89	-	-
Upgrading of YOOKAH Native Pig Nucleus Farm in CAR	4,925,000.00	-	4,925,000.00	-	3,121,891.11	-	-	3,121,891.11	-	1,418,456.73	-	-	3,121,891.11	1,803,108.89	-	-
PS	-	-	-	-	-	-	-	-	-	-	-	-	-	-	-	-
MOOE	3,545,000.00	-	3,545,000.00	-	3,121,891.11	-	-	3,121,891.11	-	3,121,891.11	-	-	3,121,891.11	423,108.89	-	-
CO	1,380,000.00	-	1,380,000.00	-	-	-	-	-	-	-	-	-	-	1,380,000.00	-	-
Ventures Link	4,400.00	-	4,400.00	-	-	-	-	-	-	-	-	-	-	4,400.00	-	-
Precint Count Optical Scanner Technician Training	4,400.00	-	4,400.00	-	-	-	-	-	-	-	-	-	-	4,400.00	-	-
PS	-	-	-	-	-	-	-	-	-	-	-	-	-	-	-	-
MOOE	4,400.00	-	4,400.00	-	-	-	-	-	-	-	-	-	-	4,400.00	-	-
CO	-	-	-	-	-	-	-	-	-	-	-	-	-	-	-	-
National Economic Development Authority (NEDA)	79,814.26	-	79,814.26	-	-	-	-	-	-	-	-	-	-	79,814.26	-	-
Information and Education Campaign for Regional Autonomy	79,814.26	-	79,814.26	-	-	-	-	-	-	-	-	-	-	79,814.26	-	-
PS	-	-	-	-	-	-	-	-	-	-	-	-	-	-	-	-
MOOE	79,814.26	-	79,814.26	-	-	-	-	-	-	-	-	-	-	79,814.26	-	-
CO	-	-	-	-	-	-	-	-	-	-	-	-	-	-	-	-
Komisyon sa Wikang Filipino	142,428.80	-	142,428.80	20,022.00	-	-	-	20,022.00	-	-	-	-	-	122,406.80	-	20,022.00

STATEMENT OF APPROVED BUDGET, UTILIZATIONS, DISBURSEMENTS AND BALANCES FOR TRUST RECEIPTS
As at the Quarter Ending June 30, 2019

Department : **State Universities and Colleges (SUCs)**
Agency : **Kalinga State University**
Operating Unit : **<not applicable>**
Organization Code: **08 019 0000000**
Funding Cluster: **07 - Trust Receipts**

X	Inter Agency Fund Transfer
	Grants and Donations (Less than 12 months)

Source Agencies and Projects	Approved Budget			Utilizations					Disbursements					Balances		
	Approved Budgeted Revenue/ Receipts	Adjustments	Adjusted Budgeted Revenue	1st Quarter Ending March 31	2nd Quarter Ending June 30	3rd Quarter Ending Sept. 30	4th Quarter Ending Dec. 31	Total	1st Quarter Ending March 31	2nd Quarter Ending June 30	3rd Quarter Ending Sept. 30	4th Quarter Ending Dec. 31	Total	Unutilized Budget	Unpaid Utilizations	
															Due and Demandable	Not Yet Due and Demandable
1	2	3	4=(2+3)	5	6	7	8	9=(5+6+7+8)	10	11	12	13	14=(10+11+12+13)	15=(4-9)	16	17
Panukalang Proyekto Para Sa Lingguwistikong Etnograpiya Ng Filipinas	142,428.80	-	142,428.80	20,022.00	-	-	-	20,022.00	-	-	-	-	-	122,406.80	-	20,022.00
PS	-	-	-	-	-	-	-	-	-	-	-	-	-	-	-	-
MOOE	142,428.80	-	142,428.80	20,022.00	-	-	-	20,022.00	-	-	-	-	-	122,406.80	-	20,022.00
CO	-	-	-	-	-	-	-	-	-	-	-	-	-	-	-	-
LGU Tabuk City	3,532.80	-	3,532.80	3,532.80	-	-	-	3,532.80	3,532.80	-	-	-	3,532.80	-	-	-
Financial Assistance for KSU LHS Drum and Lyre	3,532.80	-	3,532.80	3,532.80	-	-	-	3,532.80	3,532.80	-	-	-	3,532.80	-	-	-
PS	-	-	-	-	-	-	-	-	-	-	-	-	-	-	-	-
MOOE	3,532.80	-	3,532.80	3,532.80	-	-	-	3,532.80	3,532.80	-	-	-	3,532.80	-	-	-
CO	-	-	-	-	-	-	-	-	-	-	-	-	-	-	-	-
Provincial Government of Kalinga	3,095.50	-	3,095.50	-	-	-	-	-	-	-	-	-	-	3,095.50	-	-
Financial Assistance for Purchase of Books	3,095.50	-	3,095.50	-	-	-	-	-	-	-	-	-	-	3,095.50	-	-
PS	-	-	-	-	-	-	-	-	-	-	-	-	-	-	-	-
MOOE	3,095.50	-	3,095.50	-	-	-	-	-	-	-	-	-	-	3,095.50	-	-
CO	-	-	-	-	-	-	-	-	-	-	-	-	-	-	-	-
TESDA-Kalinga	475,859.57	-	475,859.57	63,764.00	-	-	-	63,764.00	31,750.00	-	-	-	31,750.00	412,095.57	-	32,014.00
Training for Work Scholarship Program (TWSP)	475,859.57	-	475,859.57	63,764.00	-	-	-	63,764.00	31,750.00	-	-	-	31,750.00	412,095.57	-	32,014.00
PS	-	-	-	-	-	-	-	-	-	-	-	-	-	-	-	-
MOOE	475,859.57	-	475,859.57	63,764.00	-	-	-	63,764.00	31,750.00	-	-	-	31,750.00	412,095.57	-	32,014.00
CO	-	-	-	-	-	-	-	-	-	-	-	-	-	-	-	-
TESDA-CAR	1,197,545.00	-	1,197,545.00	787,718.00	-	-	-	787,718.00	714,912.00	72,806.00	-	-	787,718.00	409,827.00	-	-

STATEMENT OF APPROVED BUDGET, UTILIZATIONS, DISBURSEMENTS AND BALANCES FOR TRUST RECEIPTS
As at the Quarter Ending June 30, 2019

Department : **State Universities and Colleges (SUCs)**
Agency : **Kalinga State University**
Operating Unit : **<not applicable>**
Organization Code: **08 019 0000000**
Funding Cluster: **07 - Trust Receipts**

X	Inter Agency Fund Transfer
	Grants and Donations (Less than 12 months)


Source Agencies and Projects	Approved Budget			Utilizations					Disbursements					Balances		
	Approved Budgeted Revenue/ Receipts	Adjustments	Adjusted Budgeted Revenue	1st Quarter Ending March 31	2nd Quarter Ending June 30	3rd Quarter Ending Sept. 30	4th Quarter Ending Dec. 31	Total	1st Quarter Ending March 31	2nd Quarter Ending June 30	3rd Quarter Ending Sept. 30	4th Quarter Ending Dec. 31	Total	Unutilized Budget	Unpaid Utilizations	
															Due and Demandable	Not Yet Due and Demandable
1	2	3	4=(2+3)	5	6	7	8	9=(5+6+7+8)	10	11	12	13	14=(10+11+12+13)	15=(4-9)	16	17
Implementation of Free TVET under the Universal Access to Quality Tertiary Education Act (UAQTEA) in State-run Technical Vocational Institutions (STVIs)	1,197,545.00	-	1,197,545.00	787,718.00	-	-	-	787,718.00	714,912.00	72,806.00	-	-	787,718.00	409,827.00	-	-
PS	-	-	-	-	-	-	-	-	-	-	-	-	-	-	-	-
MOOE	1,197,545.00	-	1,197,545.00	787,718.00	-	-	-	787,718.00	714,912.00	72,806.00	-	-	787,718.00	409,827.00	-	-
CO	-	-	-	-	-	-	-	-	-	-	-	-	-	-	-	-
Department of Education	1,092,125.00	-	1,092,125.00	826,875.00	21,875.00	-	-	848,750.00	826,875.00	21,875.00	-	-	848,750.00	243,375.00	-	-
Senior High School	1,092,125.00	-	1,092,125.00	826,875.00	21,875.00	-	-	848,750.00	826,875.00	21,875.00	-	-	848,750.00	243,375.00	-	-
PS	-	-	-	-	-	-	-	-	-	-	-	-	-	-	-	-
MOOE	1,092,125.00	-	1,092,125.00	826,875.00	21,875.00	-	-	848,750.00	826,875.00	21,875.00	-	-	848,750.00	243,375.00	-	-
CO	-	-	-	-	-	-	-	-	-	-	-	-	-	-	-	-
Commission on Higher Education	17,038,411.00	-	17,038,411.00	13,154,270.00	225,900.00	-	-	13,380,170.00	13,154,270.00	225,900.00	-	-	13,380,170.00	3,658,241.00	-	-
Free Tuition	17,038,411.00	-	17,038,411.00	13,154,270.00	225,900.00	-	-	13,380,170.00	13,154,270.00	225,900.00	-	-	13,380,170.00	3,658,241.00	-	-
PS	-	-	-	-	-	-	-	-	-	-	-	-	-	-	-	-
MOOE	17,038,411.00	-	17,038,411.00	13,154,270.00	225,900.00	-	-	13,380,170.00	13,154,270.00	225,900.00	-	-	13,380,170.00	3,658,241.00	-	-
CO	-	-	-	-	-	-	-	-	-	-	-	-	-	-	-	-
Commission on Higher Education	47,297,600.00	-	47,297,600.00	20,620,000.00	10,623,896.52	-	-	31,243,896.52	20,620,000.00	10,623,896.52	-	-	31,243,896.52	16,053,703.48	-	-
Tertiary Education Subsidy	47,297,600.00	-	47,297,600.00	20,620,000.00	10,623,896.52	-	-	31,243,896.52	20,620,000.00	10,623,896.52	-	-	31,243,896.52	16,053,703.48	-	-
PS	-	-	-	-	-	-	-	-	-	-	-	-	-	-	-	-
MOOE	47,297,600.00	-	47,297,600.00	20,620,000.00	10,623,896.52	-	-	31,243,896.52	20,620,000.00	10,623,896.52	-	-	31,243,896.52	16,053,703.48	-	-
CO	-	-	-	-	-	-	-	-	-	-	-	-	-	-	-	-
Commission on Higher Education	3,790,400.00	-	3,790,400.00	2,866,422.14	571,676.00	-	-	3,438,098.14	2,866,422.14	571,676.00	-	-	3,438,098.14	352,301.86	-	-
ESGP-PA	3,790,400.00	-	3,790,400.00	2,866,422.14	571,676.00	-	-	3,438,098.14	2,866,422.14	571,676.00	-	-	3,438,098.14	352,301.86	-	-
PS	-	-	-	-	-	-	-	-	-	-	-	-	-	-	-	-
MOOE	3,790,400.00	-	3,790,400.00	2,866,422.14	571,676.00	-	-	3,438,098.14	2,866,422.14	571,676.00	-	-	3,438,098.14	352,301.86	-	-

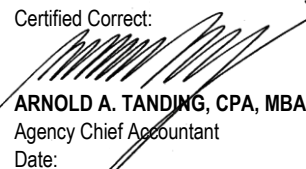
STATEMENT OF APPROVED BUDGET, UTILIZATIONS, DISBURSEMENTS AND BALANCES FOR TRUST RECEIPTS
As at the Quarter Ending June 30, 2019


Department : **State Universities and Colleges (SUCs)**
Agency : **Kalinga State University**
Operating Unit : **<not applicable>**
Organization Code: **08 019 0000000**
Funding Cluster: **07 - Trust Receipts**


X	Inter Agency Fund Transfer
	Grants and Donations (Less than 12 months)

Source Agencies and Projects	Approved Budget			Utilizations					Disbursements					Balances		
	Approved Budgeted Revenue/ Receipts	Adjustments	Adjusted Budgeted Revenue	1st Quarter Ending March 31	2nd Quarter Ending June 30	3rd Quarter Ending Sept. 30	4th Quarter Ending Dec. 31	Total	1st Quarter Ending March 31	2nd Quarter Ending June 30	3rd Quarter Ending Sept. 30	4th Quarter Ending Dec. 31	Total	Unutilized Budget	Unpaid Utilizations	
															Due and Demandable	Not Yet Due and Demandable
1	2	3	4=(2+3)	5	6	7	8	9=(5+6+7+8)	10	11	12	13	14=(10+11+12+13)	15=(4-9)	16	17
CO	-	-	-	-	-	-	-	-	-	-	-	-	-	-	-	-
Department of Agriculture	364,490.00	-	364,490.00	64,320.00	176,505.00	-	-	240,825.00	64,320.00	176,505.00	-	-	240,825.00	123,665.00	-	-
Department of Agriculture's Agricultural Competitiveness Enhancement Fund (ACEF) Scholarship Program	364,490.00	-	364,490.00	64,320.00	176,505.00	-	-	240,825.00	64,320.00	176,505.00	-	-	240,825.00	123,665.00	-	-
PS	-	-	-	-	-	-	-	-	-	-	-	-	-	-	-	-
MOOE	364,490.00	-	364,490.00	64,320.00	176,505.00	-	-	240,825.00	64,320.00	176,505.00	-	-	240,825.00	123,665.00	-	-
CO	-	-	-	-	-	-	-	-	-	-	-	-	-	-	-	-
Department of Agriculture	9,321.80	-	9,321.80	-	-	-	-	-	-	-	-	-	-	9,321.80	-	-
Project Evaluation Cum Demonstration and Seed Production of Three Aromatic Rice Varieties	9,321.80	-	9,321.80	-	-	-	-	-	-	-	-	-	-	9,321.80	-	-
PS	-	-	-	-	-	-	-	-	-	-	-	-	-	-	-	-
MOOE	9,321.80	-	9,321.80	-	-	-	-	-	-	-	-	-	-	9,321.80	-	-
CO	-	-	-	-	-	-	-	-	-	-	-	-	-	-	-	-
TOTAL	85,099,118.68	847,123.71	85,946,242.39	39,331,852.39	16,227,493.68	-	-	55,559,346.07	38,805,884.69	16,219,021.04	-	-	55,024,905.73	30,386,896.32	-	534,440.34
PS	-	-	-	-	-	-	-	-	-	-	-	-	-	-	-	-
MOOE	83,719,118.68	847,123.71	84,566,242.39	39,331,852.39	16,227,493.68	-	-	55,559,346.07	38,805,884.69	16,219,021.04	-	-	55,024,905.73	29,006,896.32	-	534,440.34
CO	1,380,000.00	-	1,380,000.00	-	-	-	-	-	-	-	-	-	-	1,380,000.00	-	-

Certified Correct:

ELSIE P. ANDRES
Agency Budget Officer
Date:

Certified Correct:

ARNOLD A. TANDING, CPA, MBA
Agency Chief Accountant
Date:

Recommended By:

DANILO T. BUEN, MBA
Director, FMS
Date:

Approved By:

EDUARDO T. BAGTANG, CPA, DBM
Head of Agency or Authorized Representative
Date: