

FAR No. 1-A
 STATEMENT OF APPROPRIATIONS, ALLOTMENTS, OBLIGATIONS, DISBURSEMENTS AND BALANCES BY OBJECT OF EXPENDITURES
 As at the Quarter Ending September 30, 2019

Department : State Universities and Colleges (SUCs)
 Agency : Kalinga State University
 Operating Unit : <not applicable>
 Organization Code: 08 019 0000000
 Funding Cluster: 01 - Regular Agency Fund

X	Current Year App
	Supplemental App
	Continuing Appro


Particulars	UACS CODE	Appropriation			Allotments					Current Year Obligations					Current Year				Current Year Disbursements				Balances			
		Authorized Appropriations	Adjustments (Transfer)	Adjusted Appropriations	Allotments Received	Adjustments	Transfer To	Transfer From	Adjusted Total Allotments	1st Quarter Ending March 31	2nd Quarter Ending June 30	3rd Quarter Ending Sept. 30	4th Quarter Ending	Total	1st Quarter Ending March 31	2nd Quarter Ending June 30	3rd Quarter Ending Sept. 30	4th Quarter Ending	Total	Unreleased Appropriations	Unobligated Allotment	Unpaid Obligations (15-20) = (23+24)				
		3	4	5=(3+4)	6	7	8	9	10=[(6+(-)7)-8+9]	11	12	13	14	15=(11+12+13+14)	16	17	18	19	20=(16+17+18+19)	21=(5-10)	22=(10-15)	23	24			
I. Agency Specific Budget	01101101	281,104,000.00	0.00	281,104,000.00	269,615,352.00	0.00	0.00	269,615,352.00	36,195,863.83	66,340,661.88	67,952,554.70	0.00	170,489,080.41	36,195,863.83	57,805,517.49	49,464,943.07	0.00	143,466,324.39	11,488,648.00	99,126,271.59	0.00	27,022,756.02				
Personnel Services		184,793,000.00	0.00	184,793,000.00	173,304,352.00	0.00	0.00	173,304,352.00	31,178,275.44	48,502,108.53	33,925,398.10	0.00	113,605,782.07	31,178,275.44	48,502,108.53	33,925,398.10	0.00	113,605,782.07	11,488,648.00	59,698,569.93	0.00	0.00				
Salaries and Wages	5010100000	125,020,000.00	0.00	125,020,000.00	125,020,000.00	0.00	0.00	125,020,000.00	28,382,656.82	33,283,942.21	30,463,029.71	0.00	92,129,628.74	28,382,656.82	33,283,942.21	30,463,029.71	0.00	92,129,628.74	0.00	32,890,371.26	0.00	0.00				
Basic Salary - Civilian	5010101001	124,235,000.00	0.00	124,235,000.00	124,235,000.00	0.00	0.00	124,235,000.00	28,294,306.82	33,090,987.66	30,121,106.58	0.00	91,506,401.06	28,294,306.82	33,090,987.66	30,121,106.58	0.00	91,506,401.06	0.00	32,728,598.94	0.00	0.00				
Salaries and Wages - Casual/Contractual	5010102000	785,000.00	0.00	785,000.00	785,000.00	0.00	0.00	785,000.00	88,350.00	192,954.55	341,923.13	0.00	623,227.68	88,350.00	192,954.55	341,923.13	0.00	623,227.68	0.00	161,772.32	0.00	0.00				
Other Compensation	5010200000	43,812,000.00	0.00	43,812,000.00	43,812,000.00	0.00	0.00	43,812,000.00	2,195,559.00	14,615,151.09	2,948,766.97	0.00	19,759,477.06	2,195,559.00	14,615,151.09	2,948,766.97	0.00	19,759,477.06	0.00	24,052,522.94	0.00	0.00				
PERA - Civilian	5010201001	6,792,000.00	0.00	6,792,000.00	6,792,000.00	0.00	0.00	6,792,000.00	1,694,000.00	1,703,290.91	1,693,303.41	0.00	5,090,594.32	1,694,000.00	1,703,290.91	1,693,303.41	0.00	5,090,594.32	0.00	1,701,405.68	0.00	0.00				
Representation Allowance (RA)	5010202000	240,000.00	0.00	240,000.00	240,000.00	0.00	0.00	240,000.00	53,000.00	48,000.00	48,000.00	0.00	149,000.00	53,000.00	48,000.00	48,000.00	0.00	149,000.00	0.00	91,000.00	0.00	0.00				
Transportation Allowance (TA)	5010203001	240,000.00	0.00	240,000.00	240,000.00	0.00	0.00	240,000.00	53,000.00	48,000.00	48,000.00	0.00	149,000.00	53,000.00	48,000.00	48,000.00	0.00	149,000.00	0.00	91,000.00	0.00	0.00				
Clothing/Uniform Allowance - Civilian	5010204001	1,698,000.00	0.00	1,698,000.00	1,698,000.00	0.00	0.00	1,698,000.00	0.00	1,632,000.00	0.00	0.00	1,632,000.00	0.00	1,632,000.00	0.00	0.00	1,632,000.00	0.00	66,000.00	0.00	0.00				
Subsistence Allowance - Magna Carta for Public Health Workers under R.A. 7305	5010205003	40,000.00	0.00	40,000.00	40,000.00	0.00	0.00	40,000.00	14,850.00	14,850.00	10,300.00	0.00	40,000.00	14,850.00	14,850.00	10,300.00	0.00	40,000.00	0.00	0.00	0.00	0.00				
Honoraria - Civilian	5010210001	10,966,000.00	0.00	10,966,000.00	10,966,000.00	0.00	0.00	10,966,000.00	380,709.00	913,771.90	1,149,163.56	0.00	2,443,644.46	380,709.00	913,771.90	1,149,163.56	0.00	2,443,644.46	0.00	8,522,355.54	0.00	0.00				
HP - Magna Carta Benefits for Public Health Workers under R.A. 7305	5010211005	300,000.00	0.00	300,000.00	300,000.00	0.00	0.00	300,000.00	0.00	141,101.28	0.00	0.00	141,101.28	0.00	141,101.28	0.00	0.00	141,101.28	0.00	158,898.72	0.00	0.00				
Bonus - Civilian	5010214001	10,353,000.00	0.00	10,353,000.00	10,353,000.00	0.00	0.00	10,353,000.00	0.00	0.00	0.00	0.00	0.00	0.00	0.00	0.00	0.00	0.00	0.00	10,353,000.00	0.00	0.00				
Cash Gift - Civilian	5010215001	1,415,000.00	0.00	1,415,000.00	1,415,000.00	0.00	0.00	1,415,000.00	0.00	0.00	0.00	0.00	0.00	0.00	0.00	0.00	0.00	0.00	0.00	1,415,000.00	0.00	0.00				
Productivity Enhancement Incentive - Civilian	5010299012	1,415,000.00	0.00	1,415,000.00	1,415,000.00	0.00	0.00	1,415,000.00	0.00	0.00	0.00	0.00	0.00	0.00	0.00	0.00	0.00	0.00	0.00	1,415,000.00	0.00	0.00				
Mid-Year Bonus - Civilian	5010299036	10,353,000.00	0.00	10,353,000.00	10,353,000.00	0.00	0.00	10,353,000.00	0.00	10,114,137.00	0.00	0.00	10,114,137.00	0.00	10,114,137.00	0.00	0.00	10,114,137.00	0.00	238,863.00	0.00	0.00				
Personnel Benefit Contributions	5010300000	1,943,000.00	0.00	1,943,000.00	1,943,000.00	0.00	0.00	1,943,000.00	476,594.62	494,220.09	480,040.45	0.00	1,450,855.16	476,594.62	494,220.09	480,040.45	0.00	1,450,855.16	0.00	492,144.84	0.00	0.00				
Pag-IBIG - Civilian	5010302001	340,000.00	0.00	340,000.00	340,000.00	0.00	0.00	340,000.00	85,200.00	85,407.71	84,500.00	0.00	255,107.71	85,200.00	85,407.71	84,500.00	0.00	255,107.71	0.00	84,892.29	0.00	0.00				
PhilHealth - Civilian	5010303001	1,263,000.00	0.00	1,263,000.00	1,263,000.00	0.00	0.00	1,263,000.00	306,194.62	323,812.38	311,040.45	0.00	941,047.45	306,194.62	323,812.38	311,040.45	0.00	941,047.45	0.00	321,952.55	0.00	0.00				
ECIP - Civilian	5010304001	340,000.00	0.00	340,000.00	340,000.00	0.00	0.00	340,000.00	85,200.00	85,000.00	84,500.00	0.00	254,700.00	85,200.00	85,000.00	84,500.00	0.00	254,700.00	0.00	85,300.00	0.00	0.00				
Other Personnel Benefits	5010400000	14,018,000.00	0.00	14,018,000.00	2,529,352.00	0.00	0.00	2,529,352.00	123,465.00	108,795.14	33,560.97	0.00	265,821.11	123,465.00	108,795.14	33,560.97	0.00	265,821.11	11,488,648.00	2,263,530.89	0.00	0.00				
Terminal Leave Benefits - Civilian	5010403001	2,231,000.00	0.00	2,231,000.00	123,465.00	0.00	0.00	123,465.00	123,465.00	0.00	0.00	0.00	123,465.00	123,465.00	0.00	0.00	0.00	123,465.00	2,107,535.00	0.00	0.00	0.00				
Lump-sum for Filling of Positions - Civilian	5010499007	11,477,000.00	0.00	11,477,000.00	2,095,887.00	0.00	0.00	2,095,887.00	0.00	74,633.00	33,560.97	0.00	108,193.97	0.00	74,633.00	33,560.97	0.00	108,193.97	9,381,113.00	1,987,693.03	0.00	0.00				
Lump-sum for Step Increments - Length of Service	5010499010	310,000.00	0.00	310,000.00	310,000.00	0.00	0.00	310,000.00	0.00	34,162.14	0.00	0.00	34,162.14	0.00	34,162.14	0.00	0.00	34,162.14	0.00	275,837.86	0.00	0.00				
Maintenance and Other Operating Expenses		36,311,000.00	0.00	36,311,000.00	36,311,000.00	0.00	0.00	36,311,000.00	4,970,608.43	8,082,144.68	4,838,862.50	0.00	17,891,615.61	4,970,608.43	8,082,144.68	4,838,862.50	0.00	17,891,615.61	0.00	18,419,384.39	0.00	0.00				
Traveling Expenses	5020100000	2,659,000.00	0.00	2,659,000.00	2,659,000.00	0.00	0.00	2,659,000.00	403,747.85	394,804.20	30,752.32	0.00	829,304.37	403,747.85	394,804.20	30,752.32	0.00	829,304.37	0.00	1,829,695.63	0.00	0.00				
Traveling Expenses - Local	5020101000	2,659,000.00	0.00	2,659,000.00	2,659,000.00	0.00	0.00	2,659,000.00	403,747.85	394,804.20	30,752.32	0.00	829,304.37	403,747.85	394,804.20	30,752.32	0.00	829,304.37	0.00	1,829,695.63	0.00	0.00				
Training and Scholarship Expenses	5020200000	7,244,000.00	0.00	7,244,000.00	7,244,000.00	0.00	0.00	7,244,000.00	560,609.00	788,211.52	812,639.97	0.00	2,161,460.49	560,609.00	788,211.52	812,639.97	0.00	2,161,460.49	0.00	5,082,539.51	0.00	0.00				
Training Expenses	5020201002	7,244,000.00	0.00	7,244,000.00	7,244,000.00	0.00	0.00	7,244,000.00	560,609.00	788,211.52	812,639.97	0.00	2,161,460.49	560,609.00	788,211.52	812,639.97	0.00	2,161,460.49	0.00	5,082,539.51	0.00	0.00				
Supplies and Materials Expenses	5020300000	7,521,000.00	0.00	7,521,000.00	7,521,000.00	0.00	0.00	7,521,000.00	816,375.51	2,737,478.39	509,235.64	0.00	4,063,089.54	816,375.51	2,737,478.39	509,235.64	0.00	4,063,089.54	0.00	3,457,910.46	0.00	0.00				
Office Supplies Expenses	5020301002	3,405,000.00	0.00	3,405,000.00	3,405,000.00	0.00	0.00	3,405,000.00	816,375.51	1,531,229.22	427,687.56	0.00	2,775,292.29	816,375.51	1,531,229.22	427,687.56	0.00	2,775,292.29	0.00	629,707.71	0.00	0.00				
Fuel, Oil and Lubricants Expenses	5020309000	711,000.00	0.00	711,000.00	711,000.00	0.00	0.00	711,000.00	0.00	375,000.00	0.00	0.00	375,000.00	0.00	375,000.00	0.00	0.00	375,000.00	0.00	336,000.00	0.00	0.00				
Other Supplies and Materials Expenses	5020399000	3,405,000.00	0.00	3,405,000.00	3,405,000.00	0.00	0.00	3,405,000.00	0.00	831,249.17	81,548.08	0.00	912,797.25	0.00	831,249.17	81,548.08	0.00	912,797.25	0.00	2,492,202.75	0.00	0.00				
Utility Expenses	5020400000	3,535,000.00	0.00	3,535,000.00	3,535,000.00	0.00	0.00	3,535,000.00	326,972.39	877,591.00	884,284.87	0.00	2,088,848.26	326,972.39	877,591.00	884,284.87	0.00	2,088,848.26	0.00	1,						

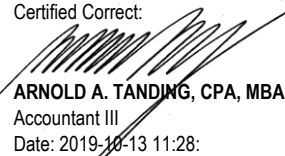
FAR No. 1-A
 STATEMENT OF APPROPRIATIONS, ALLOTMENTS, OBLIGATIONS, DISBURSEMENTS AND BALANCES BY OBJECT OF EXPENDITURES
 As at the Quarter Ending September 30, 2019


Department : State Universities and Colleges (SUCs)
 Agency : Kalinga State University
 Operating Unit : <not applicable>
 Organization Code: 08 019 0000000
 Funding Cluster: 01 - Regular Agency Fund


X	Current Year App
	Supplemental App
	Continuing Appro

Particulars	UACS CODE	Appropriation			Allotments				Current Year Obligations					Current Year		Current Year Disbursements			Balances					
		Authorized Appropriations	Adjustments (Transfer)	Adjusted Appropriations	Allotments Received	Adjustments	Transfer To	Transfer From	Adjusted Total Allotments	1st Quarter Ending March 31	2nd Quarter Ending June 30	3rd Quarter Ending Sept. 30	4th Quarter Ending	Total	1st Quarter Ending March 31	2nd Quarter Ending June 30	3rd Quarter Ending Sept. 30	4th Quarter Ending	Total	Unreleased Appropriations	Unobligated Allotment	Unpaid Obligations (15-20) = (23+24) Due and Not Yet Due and		
Mobile	5020502001	205,000.00	0.00	205,000.00	205,000.00	0.00	0.00	205,000.00	27,809.91	28,500.00	9,742.23	0.00	66,052.14	27,809.91	28,500.00	9,742.23	0.00	66,052.14	0.00	138,947.86	0.00	0.00	0.00	
Internet Subscription Expenses	5020503000	2,050,000.00	0.00	2,050,000.00	2,050,000.00	0.00	0.00	2,050,000.00	236,995.27	236,805.26	289,896.80	0.00	763,697.33	236,995.27	236,805.26	289,896.80	0.00	763,697.33	0.00	1,286,302.67	0.00	0.00	0.00	
Confidential, Intelligence and Extraordinary Expenses	5021000000	264,000.00	0.00	264,000.00	264,000.00	0.00	0.00	264,000.00	60,000.00	60,000.00	60,000.00	0.00	180,000.00	60,000.00	60,000.00	60,000.00	0.00	180,000.00	0.00	84,000.00	0.00	0.00	0.00	
Extraordinary and Miscellaneous Expenses	5021003000	264,000.00	0.00	264,000.00	264,000.00	0.00	0.00	264,000.00	60,000.00	60,000.00	60,000.00	0.00	180,000.00	60,000.00	60,000.00	60,000.00	0.00	180,000.00	0.00	84,000.00	0.00	0.00	0.00	
Professional Services	5021100000	5,333,000.00	0.00	5,333,000.00	5,333,000.00	0.00	0.00	5,333,000.00	1,301,900.95	1,404,256.66	933,139.24	0.00	3,639,296.85	1,301,900.95	1,404,256.66	933,139.24	0.00	3,639,296.85	0.00	1,693,703.15	0.00	0.00	0.00	
Other Professional Services	5021199000	5,333,000.00	0.00	5,333,000.00	5,333,000.00	0.00	0.00	5,333,000.00	1,301,900.95	1,404,256.66	933,139.24	0.00	3,639,296.85	1,301,900.95	1,404,256.66	933,139.24	0.00	3,639,296.85	0.00	1,693,703.15	0.00	0.00	0.00	
Repairs and Maintenance	5021300000	2,435,000.00	0.00	2,435,000.00	2,435,000.00	0.00	0.00	2,435,000.00	90,585.22	483,920.37	638,014.88	0.00	1,212,520.47	90,585.22	483,920.37	638,014.88	0.00	1,212,520.47	0.00	1,222,479.53	0.00	0.00	0.00	
School Buildings	5021304002	1,218,000.00	0.00	1,218,000.00	1,218,000.00	0.00	0.00	1,218,000.00	58,304.22	398,262.37	238,014.88	0.00	694,581.47	58,304.22	398,262.37	238,014.88	0.00	694,581.47	0.00	523,418.53	0.00	0.00	0.00	
Motor Vehicles	5021306001	1,217,000.00	0.00	1,217,000.00	1,217,000.00	0.00	0.00	1,217,000.00	32,281.00	85,658.00	400,000.00	0.00	517,939.00	32,281.00	85,658.00	400,000.00	0.00	517,939.00	0.00	699,061.00	0.00	0.00	0.00	
Taxes, Insurance Premiums and Other Fees	5021500000	250,000.00	0.00	250,000.00	250,000.00	0.00	0.00	250,000.00	88,048.35	5,838.42	25,338.39	0.00	119,225.16	88,048.35	5,838.42	25,338.39	0.00	119,225.16	0.00	130,774.84	0.00	0.00	0.00	
Taxes, Duties and Licenses	5021501001	250,000.00	0.00	250,000.00	250,000.00	0.00	0.00	250,000.00	88,048.35	5,838.42	25,338.39	0.00	119,225.16	88,048.35	5,838.42	25,338.39	0.00	119,225.16	0.00	130,774.84	0.00	0.00	0.00	
Other Maintenance and Operating Expenses	5029900000	4,815,000.00	0.00	4,815,000.00	4,815,000.00	0.00	0.00	4,815,000.00	1,057,563.98	1,064,738.86	645,818.16	0.00	2,768,121.00	1,057,563.98	1,064,738.86	645,818.16	0.00	2,768,121.00	0.00	2,046,879.00	0.00	0.00	0.00	
Advertising Expenses	5029901000	210,000.00	0.00	210,000.00	210,000.00	0.00	0.00	210,000.00	50,000.00	43,110.00	15,000.00	0.00	108,110.00	50,000.00	43,110.00	15,000.00	0.00	108,110.00	0.00	101,890.00	0.00	0.00	0.00	
Printing and Publication Expenses	5029902000	1,125,000.00	0.00	1,125,000.00	1,125,000.00	0.00	0.00	1,125,000.00	172,033.00	256,195.00	52,122.00	0.00	480,350.00	172,033.00	256,195.00	52,122.00	0.00	480,350.00	0.00	644,650.00	0.00	0.00	0.00	
Representation Expenses	5029903000	2,180,000.00	0.00	2,180,000.00	2,180,000.00	0.00	0.00	2,180,000.00	463,070.00	664,667.88	363,977.45	0.00	1,491,715.33	463,070.00	664,667.88	363,977.45	0.00	1,491,715.33	0.00	688,284.67	0.00	0.00	0.00	
Transportation and Delivery Expenses	5029904000	357,000.00	0.00	357,000.00	357,000.00	0.00	0.00	357,000.00	82,030.56	53,027.29	105,141.51	0.00	240,199.36	82,030.56	53,027.29	105,141.51	0.00	240,199.36	0.00	116,800.64	0.00	0.00	0.00	
Rents - Building and Structures	5029905001	40,000.00	0.00	40,000.00	40,000.00	0.00	0.00	40,000.00	26,500.00	0.00	4,000.00	0.00	30,500.00	26,500.00	0.00	4,000.00	0.00	30,500.00	0.00	9,500.00	0.00	0.00	0.00	
Membership Dues and Contributions to Organizations	5029906000	535,000.00	0.00	535,000.00	535,000.00	0.00	0.00	535,000.00	247,857.55	37,000.00	5,500.00	0.00	290,357.55	247,857.55	37,000.00	5,500.00	0.00	290,357.55	0.00	244,642.45	0.00	0.00	0.00	
Other Subscription Expenses	5029907099	368,000.00	0.00	368,000.00	368,000.00	0.00	0.00	368,000.00	16,072.87	10,738.69	100,077.20	0.00	126,888.76	16,072.87	10,738.69	100,077.20	0.00	126,888.76	0.00	241,111.24	0.00	0.00	0.00	
Capital Outlays		60,000,000.00	0.00	60,000,000.00	60,000,000.00	0.00	0.00	60,000,000.00	46,979.96	9,756,408.67	29,188,294.10	0.00	38,991,682.73	46,979.96	1,221,264.28	10,700,682.47	0.00	11,968,926.71	0.00	21,008,317.27	0.00	27,022,756.02	0.00	0.00
Property, Plant and Equipment Outlay	5060400000	60,000,000.00	0.00	60,000,000.00	60,000,000.00	0.00	0.00	60,000,000.00	46,979.96	9,756,408.67	29,188,294.10	0.00	38,991,682.73	46,979.96	1,221,264.28	10,700,682.47	0.00	11,968,926.71	0.00	21,008,317.27	0.00	27,022,756.02	0.00	
Buildings	5060404001	12,000,000.00	0.00	12,000,000.00	12,000,000.00	0.00	0.00	12,000,000.00	19,630.85	9,250.00	0.00	0.00	28,880.85	19,630.85	9,250.00	0.00	0.00	28,880.85	0.00	11,971,119.15	0.00	0.00	0.00	
School Buildings	5060404002	38,000,000.00	0.00	38,000,000.00	38,000,000.00	0.00	0.00	38,000,000.00	27,349.11	7,819,158.67	29,188,294.10	0.00	37,034,801.88	27,349.11	1,212,014.28	8,772,682.47	0.00	10,012,045.86	0.00	965,198.12	0.00	27,022,756.02	0.00	
Information and Communication Technology	5060405003	10,000,000.00	0.00	10,000,000.00	10,000,000.00	0.00	0.00	10,000,000.00	0.00	1,928,000.00	0.00	0.00	1,928,000.00	0.00	0.00	1,928,000.00	0.00	1,928,000.00	0.00	8,072,000.00	0.00	0.00	0.00	
II. Automatic Appropriations		14,908,000.00	188,507.00	15,096,507.00	15,096,507.00	0.00	0.00	15,096,507.00	3,395,585.55	3,999,597.57	3,592,160.44	0.00	10,987,343.56	3,395,585.55	3,999,597.57	3,592,160.44	0.00	10,987,343.56	0.00	4,109,163.44	0.00	0.00	0.00	
Retirement and Life Insurance Premiums	5010301000	14,908,000.00	188,507.00	15,096,507.00	15,096,507.00	0.00	0.00	15,096,507.00	3,395,585.55	3,999,597.57	3,592,160.44	0.00	10,987,343.56	3,395,585.55	3,999,597.57	3,592,160.44	0.00	10,987,343.56	0.00	4,109,163.44	0.00	0.00	0.00	
III. Special Purpose Fund		0.00	180,749.00	180,749.00	180,749.00	0.00	0.00	180,749.00	180,749.00	0.00	0.00	0.00	180,749.00	180,749.00	0.00	0.00	0.00	180,749.00	0.00	0.00	0.00	0.00	0.00	
Pension and Gratuity Fund	1101407	0.00	180,749.00	180,749.00	180,749.00	0.00	0.00	180,749.00	180,749.00	0.00	0.00	0.00	180,749.00	180,749.00	0.00	0.00	0.00	180,749.00	0.00	0.00	0.00	0.00	0.00	
Other Personnel Benefits		0.00	180,749.00	180,749.00	180,749.00	0.00	0.00	180,749.00	180,749.00	0.00	0.00	0.00	180,749.00	180,749.00	0.00	0.00	0.00	180,749.00	0.00	0.00	0.00	0.00	0.00	
Terminal Leave Benefits - Civilian	5010403001	0.00	180,749.00	180,749.00	180,749.00	0.00	0.00	180,749.00	180,749.00	0.00	0.00	0.00	180,749.00	180,749.00	0.00	0.00	0.00	180,749.00	0.00	0.00	0.00	0.00	0.00	
GRAND TOTAL		296,012,000.00	369,256.00	296,381,256.00	284,892,608.00	0.00	0.00	284,892,608.00	39,772,198.38	70,340,259.45	71,544,715.14	0.00	181,657,172.97	39,772,198.38	61,805,115.06	53,057,103.51	0.00	154,634,416.95	11,488,648.00	103,235,435.03	0.00	27,022,756.02	0.00	

Certified Correct:

ELSIE P. ANDRES
 Budget Officer
 Date: 2019-10-13 11:25:01.0

Certified Correct:

ARNOLD A. TANDING, CPA, MBA
 Accountant III
 Date: 2019-10-13 11:28:

Recommended By:

DANILO T. BUEN, MBA
 Director, FMS
 Date: 2019-10-13 11:28:

Approved By:

EDUARDO T. BAGTANG, CPA, DBM
 Head of Agency or Authorized Representative
 Date: 2019-10-13 11:30: