

STATEMENT OF APPROVED BUDGET, UTILIZATIONS, DISBURSEMENTS AND BALANCES FOR TRUST RECEIPTS

(for Implementing Agency use only)
As at the Quarter Ending June 30, 2023

Department : **State Universities and Colleges (SUCs)**
Agency : **Kalinga State University**
Operating Unit : **<not applicable>**
Organization Code: **08 019 0000000**
Funding Cluster: **07 - Trust Receipts**
(e.g. UACS Fund Cluster: 05-Internally Generated Funds and 06-Business Related Funds)

X	Inter Agency Fund Transfer
	Grants and Donations (Less than 12 months)

Source Agencies and Projects	UACS CODE	Approved Budget			Utilizations					Disbursements					Balances		
		Approved Budgeted Revenue	Adjustments (Reductions, Modifications/ Augmentations)	Adjusted Budgeted Revenue	1st Quarter Ending March 31	2nd Quarter Ending June 30	3rd Quarter Ending Sept. 30	4th Quarter Ending Dec. 31	Total	1st Quarter Ending March 31	2nd Quarter Ending June 30	3rd Quarter Ending Sept. 30	4th Quarter Ending Dec. 31	Total	Unutilized Budget	Unpaid Utilizations	
																Due and Demandable	Not Yet Due and Demandable
1	2	3	4	5=[(3+(-)4)]	6	7	8	9	10=(6+7+8+9)	11	12	13	14	15=(11+12+13+14)	16	17	18
Department of Agriculture		1,222,354.01	(1,222,354.01)	0.00	0.00	0.00	0.00	0.00	0.00	0.00	0.00	0.00	0.00	0.00	0.00	0.00	0.00
Production of Coffee Seedlings		1,222,354.01	(1,222,354.01)	0.00	0.00	0.00	0.00	0.00	0.00	0.00	0.00	0.00	0.00	0.00	0.00	0.00	0.00
MOOE		1,222,354.01	(1,222,354.01)	0.00	0.00	0.00	0.00	0.00	0.00	0.00	0.00	0.00	0.00	0.00	0.00	0.00	0.00
CO		0.00	0.00	0.00	0.00	0.00	0.00	0.00	0.00	0.00	0.00	0.00	0.00	0.00	0.00	0.00	0.00
DOST-PCAARRD		423,825.78	0.00	423,825.78	0.00	0.00	0.00	0.00	0.00	0.00	0.00	0.00	0.00	0.00	423,825.78	0.00	0.00
Conservation, Improvement and Profitable Utilization of the Philippine Native Pigs - Organized Breeding and Selection for the Establishment of Breeding True-to-Type Native Pig Populations in the Cordillera Administrative Region, Cagayan Valley, Calabarzon and Mimaropa Regions		423,825.78	0.00	423,825.78	0.00	0.00	0.00	0.00	0.00	0.00	0.00	0.00	0.00	0.00	423,825.78	0.00	0.00
MOOE		423,825.78	0.00	423,825.78	0.00	0.00	0.00	0.00	0.00	0.00	0.00	0.00	0.00	0.00	423,825.78	0.00	0.00
CO		0.00	0.00	0.00	0.00	0.00	0.00	0.00	0.00	0.00	0.00	0.00	0.00	0.00	0.00	0.00	0.00
DOST-PCAARRD		733,609.43	0.00	733,609.43	0.00	0.00	0.00	0.00	0.00	0.00	0.00	0.00	0.00	0.00	733,609.43	0.00	0.00

STATEMENT OF APPROVED BUDGET, UTILIZATIONS, DISBURSEMENTS AND BALANCES FOR TRUST RECEIPTS

(for Implementing Agency use only)
As at the Quarter Ending June 30, 2023

Department : **State Universities and Colleges (SUCs)**
Agency : **Kalinga State University**
Operating Unit : **<not applicable>**
Organization Code: **08 019 0000000**
Funding Cluster: **07 - Trust Receipts**
(e.g. UACS Fund Cluster: 05-Internally Generated Funds and 06-Business Related Funds)

X	Inter Agency Fund Transfer
	Grants and Donations (Less than 12 months)

Source Agencies and Projects	UACS CODE	Approved Budget			Utilizations					Disbursements					Balances		
		Approved Budgeted Revenue	Adjustments (Reductions, Modifications/ Augmentations)	Adjusted Budgeted Revenue	1st Quarter Ending March 31	2nd Quarter Ending June 30	3rd Quarter Ending Sept. 30	4th Quarter Ending Dec. 31	Total	1st Quarter Ending March 31	2nd Quarter Ending June 30	3rd Quarter Ending Sept. 30	4th Quarter Ending Dec. 31	Total	Unutilized Budget	Unpaid Utilizations	
																Due and Demandable	Not Yet Due and Demandable
1	2	3	4	5=[(3+(-)4)]	6	7	8	9	10=(6+7+8+9)	11	12	13	14	15=(11+12+13+14)	16	17	18
Conservation, Improvement and Profitable Utilization of the Philippine Native Pigs - Local Resource-Based Free Range Production Management Protocols and Systems for Breeder and Slaughter Native Pigs		733,609.43	0.00	733,609.43	0.00	0.00	0.00	0.00	0.00	0.00	0.00	0.00	0.00	0.00	733,609.43	0.00	0.00
MOOE		733,609.43	0.00	733,609.43	0.00	0.00	0.00	0.00	0.00	0.00	0.00	0.00	0.00	0.00	733,609.43	0.00	0.00
CO		0.00	0.00	0.00	0.00	0.00	0.00	0.00	0.00	0.00	0.00	0.00	0.00	0.00	0.00	0.00	0.00
DOST-PCAARRD		650,498.40	(650,498.40)	0.00	0.00	0.00	0.00	0.00	0.00	0.00	0.00	0.00	0.00	0.00	0.00	0.00	0.00
Saving the Heirloom Corn Varieties of Kalinga Province		650,498.40	(650,498.40)	0.00	0.00	0.00	0.00	0.00	0.00	0.00	0.00	0.00	0.00	0.00	0.00	0.00	0.00
MOOE		650,498.40	(650,498.40)	0.00	0.00	0.00	0.00	0.00	0.00	0.00	0.00	0.00	0.00	0.00	0.00	0.00	0.00
CO		0.00	0.00	0.00	0.00	0.00	0.00	0.00	0.00	0.00	0.00	0.00	0.00	0.00	0.00	0.00	0.00
DOST-PCAARRD		1,655,486.55	0.00	1,655,486.55	0.00	0.00	0.00	0.00	0.00	0.00	0.00	0.00	0.00	0.00	1,655,486.55	0.00	0.00
Upgrading of YOOKAH Native Pig Nucleus Farm in CAR		1,655,486.55	0.00	1,655,486.55	0.00	0.00	0.00	0.00	0.00	0.00	0.00	0.00	0.00	0.00	1,655,486.55	0.00	0.00
MOOE		1,655,486.55	0.00	1,655,486.55	0.00	0.00	0.00	0.00	0.00	0.00	0.00	0.00	0.00	0.00	1,655,486.55	0.00	0.00
CO		0.00	0.00	0.00	0.00	0.00	0.00	0.00	0.00	0.00	0.00	0.00	0.00	0.00	0.00	0.00	0.00
Komisyon sa Wikang Filipino		75,017.40	(75,017.40)	0.00	0.00	0.00	0.00	0.00	0.00	0.00	0.00	0.00	0.00	0.00	0.00	0.00	0.00
Panukalang Proyekto Para Sa Lingguwistikong Etnograpiya Ng Filipinas		75,017.40	(75,017.40)	0.00	0.00	0.00	0.00	0.00	0.00	0.00	0.00	0.00	0.00	0.00	0.00	0.00	0.00
MOOE		75,017.40	(75,017.40)	0.00	0.00	0.00	0.00	0.00	0.00	0.00	0.00	0.00	0.00	0.00	0.00	0.00	0.00
CO		0.00	0.00	0.00	0.00	0.00	0.00	0.00	0.00	0.00	0.00	0.00	0.00	0.00	0.00	0.00	0.00

STATEMENT OF APPROVED BUDGET, UTILIZATIONS, DISBURSEMENTS AND BALANCES FOR TRUST RECEIPTS

(for Implementing Agency use only)
As at the Quarter Ending June 30, 2023

Department : **State Universities and Colleges (SUCs)**
Agency : **Kalinga State University**
Operating Unit : **<not applicable>**
Organization Code: **08 019 0000000**
Funding Cluster: **07 - Trust Receipts**
(e.g. UACS Fund Cluster: 05-Internally Generated Funds and 06-Business Related Funds)

X	Inter Agency Fund Transfer
	Grants and Donations (Less than 12 months)

Source Agencies and Projects	UACS CODE	Approved Budget			Utilizations					Disbursements					Balances		
		Approved Budgeted Revenue	Adjustments (Reductions, Modifications/ Augmentations)	Adjusted Budgeted Revenue	1st Quarter Ending March 31	2nd Quarter Ending June 30	3rd Quarter Ending Sept. 30	4th Quarter Ending Dec. 31	Total	1st Quarter Ending March 31	2nd Quarter Ending June 30	3rd Quarter Ending Sept. 30	4th Quarter Ending Dec. 31	Total	Unutilized Budget	Unpaid Utilizations	
																Due and Demandable	Not Yet Due and Demandable
1	2	3	4	5=[(3+(-)4)]	6	7	8	9	10=(6+7+8+9)	11	12	13	14	15=(11+12+13+14)	16	17	18
Cordillera Regional Health Research & Development Consortium		123,467.38	(123,467.38)	0.00	0.00	0.00	0.00	0.00	0.00	0.00	0.00	0.00	0.00	0.00	0.00	0.00	0.00
Documentation of Ethnomedicinal Plants Used By The Subtribes of Lower Kalinga		123,467.38	(123,467.38)	0.00	0.00	0.00	0.00	0.00	0.00	0.00	0.00	0.00	0.00	0.00	0.00	0.00	0.00
MOOE		123,467.38	(123,467.38)	0.00	0.00	0.00	0.00	0.00	0.00	0.00	0.00	0.00	0.00	0.00	0.00	0.00	0.00
CO		0.00	0.00	0.00	0.00	0.00	0.00	0.00	0.00	0.00	0.00	0.00	0.00	0.00	0.00	0.00	0.00
DA-ACEF		140,871.41	(140,871.41)	0.00	0.00	0.00	0.00	0.00	0.00	0.00	0.00	0.00	0.00	0.00	0.00	0.00	0.00
Upgrading of Button Mushroom (Agaricus bisporus) Facility at Kalinga State University		140,871.41	(140,871.41)	0.00	0.00	0.00	0.00	0.00	0.00	0.00	0.00	0.00	0.00	0.00	0.00	0.00	0.00
MOOE		140,871.41	(140,871.41)	0.00	0.00	0.00	0.00	0.00	0.00	0.00	0.00	0.00	0.00	0.00	0.00	0.00	0.00
CO		0.00	0.00	0.00	0.00	0.00	0.00	0.00	0.00	0.00	0.00	0.00	0.00	0.00	0.00	0.00	0.00
Department of Science and Technology		11,074.75	3,084,505.81	3,095,580.56	923,674.30	1,728,775.85	0.00	0.00	2,652,450.15	923,674.30	868,483.06	0.00	0.00	1,792,157.36	443,130.41	0.00	860,292.79
Program Boondock: A Mountain Engineering Center Towards Sustainable Infrastructure and Upland Water Security; Slope Stability Analysis and Engineering Intervention for Rice Terraces and Road Infrastructures		11,074.75	3,084,505.81	3,095,580.56	923,674.30	1,728,775.85	0.00	0.00	2,652,450.15	923,674.30	868,483.06	0.00	0.00	1,792,157.36	443,130.41	0.00	860,292.79
MOOE		11,074.75	3,084,505.81	3,095,580.56	923,674.30	1,728,775.85	0.00	0.00	2,652,450.15	923,674.30	868,483.06	0.00	0.00	1,792,157.36	443,130.41	0.00	860,292.79

STATEMENT OF APPROVED BUDGET, UTILIZATIONS, DISBURSEMENTS AND BALANCES FOR TRUST RECEIPTS

(for Implementing Agency use only)
As at the Quarter Ending June 30, 2023

Department : **State Universities and Colleges (SUCs)**
Agency : **Kalinga State University**
Operating Unit : **<not applicable>**
Organization Code: **08 019 0000000**
Funding Cluster: **07 - Trust Receipts**
(e.g. UACS Fund Cluster: 05-Internally Generated Funds and 06-Business Related Funds)

X	Inter Agency Fund Transfer
	Grants and Donations (Less than 12 months)

Source Agencies and Projects	UACS CODE	Approved Budget			Utilizations					Disbursements					Balances		
		Approved Budgeted Revenue	Adjustments (Reductions, Modifications/ Augmentations)	Adjusted Budgeted Revenue	1st Quarter Ending March 31	2nd Quarter Ending June 30	3rd Quarter Ending Sept. 30	4th Quarter Ending Dec. 31	Total	1st Quarter Ending March 31	2nd Quarter Ending June 30	3rd Quarter Ending Sept. 30	4th Quarter Ending Dec. 31	Total	Unutilized Budget	Unpaid Utilizations	
																Due and Demandable	Not Yet Due and Demandable
1	2	3	4	5=[(3+(-)4)]	6	7	8	9	10=(6+7+8+9)	11	12	13	14	15=(11+12+13+14)	16	17	18
CO		0.00	0.00	0.00	0.00	0.00	0.00	0.00	0.00	0.00	0.00	0.00	0.00	0.00	0.00	0.00	0.00
CHED-Central Office		100,000.00	11,600.00	111,600.00	0.00	0.00	0.00	0.00	0.00	0.00	0.00	0.00	0.00	0.00	111,600.00	0.00	0.00
Modernization of Engineering Laboratory Equipment to Cope-up with the Global Challenge		100,000.00	11,600.00	111,600.00	0.00	0.00	0.00	0.00	0.00	0.00	0.00	0.00	0.00	0.00	111,600.00	0.00	0.00
MOOE		0.00	0.00	0.00	0.00	0.00	0.00	0.00	0.00	0.00	0.00	0.00	0.00	0.00	0.00	0.00	0.00
CO		100,000.00	11,600.00	111,600.00	0.00	0.00	0.00	0.00	0.00	0.00	0.00	0.00	0.00	0.00	111,600.00	0.00	0.00
CHED-Central Office		5,709,280.68	0.00	5,709,280.68	63,913.82	1,099,774.55	0.00	0.00	1,163,688.37	63,913.82	549.65	0.00	0.00	64,463.47	4,545,592.31	0.00	1,099,224.90
Establishment of a Campus-based Kalinga Cultural Heritage Studies and Edu-tourism Center		5,709,280.68	0.00	5,709,280.68	63,913.82	1,099,774.55	0.00	0.00	1,163,688.37	63,913.82	549.65	0.00	0.00	64,463.47	4,545,592.31	0.00	1,099,224.90
MOOE		5,709,280.68	0.00	5,709,280.68	63,913.82	1,099,774.55	0.00	0.00	1,163,688.37	63,913.82	549.65	0.00	0.00	64,463.47	4,545,592.31	0.00	1,099,224.90
CO		0.00	0.00	0.00	0.00	0.00	0.00	0.00	0.00	0.00	0.00	0.00	0.00	0.00	0.00	0.00	0.00
Landbank Countryside Development Foundation, Inc.		3,305.00	0.00	3,305.00	3,061.22	243.78	0.00	0.00	3,305.00	3,061.22	243.78	0.00	0.00	3,305.00	0.00	0.00	0.00
Financial Inclusion Through Community Financial Literacy Program		3,305.00	0.00	3,305.00	3,061.22	243.78	0.00	0.00	3,305.00	3,061.22	243.78	0.00	0.00	3,305.00	0.00	0.00	0.00
MOOE		3,305.00	0.00	3,305.00	3,061.22	243.78	0.00	0.00	3,305.00	3,061.22	243.78	0.00	0.00	3,305.00	0.00	0.00	0.00
CO		0.00	0.00	0.00	0.00	0.00	0.00	0.00	0.00	0.00	0.00	0.00	0.00	0.00	0.00	0.00	0.00
DOST-CAR		184,906.23	0.00	184,906.23	173,742.27	0.00	0.00	0.00	173,742.27	173,742.27	0.00	0.00	0.00	173,742.27	11,163.96	0.00	0.00
CLEARs Project (Community-Level Evaluation and Assessment of Rain-induced Landslide Susceptibility)		184,906.23	0.00	184,906.23	173,742.27	0.00	0.00	0.00	173,742.27	173,742.27	0.00	0.00	0.00	173,742.27	11,163.96	0.00	0.00
MOOE		184,906.23	0.00	184,906.23	173,742.27	0.00	0.00	0.00	173,742.27	173,742.27	0.00	0.00	0.00	173,742.27	11,163.96	0.00	0.00
CO		0.00	0.00	0.00	0.00	0.00	0.00	0.00	0.00	0.00	0.00	0.00	0.00	0.00	0.00	0.00	0.00

STATEMENT OF APPROVED BUDGET, UTILIZATIONS, DISBURSEMENTS AND BALANCES FOR TRUST RECEIPTS

(for Implementing Agency use only)
As at the Quarter Ending June 30, 2023

Department : **State Universities and Colleges (SUCs)**
 Agency : **Kalinga State University**
 Operating Unit : **<not applicable>**
 Organization Code: **08 019 0000000**
 Funding Cluster: **07 - Trust Receipts**
 (e.g. UACS Fund Cluster: 05-Internally Generated Funds and 06-Business Related Funds)

X	Inter Agency Fund Transfer
	Grants and Donations (Less than 12 months)

Source Agencies and Projects	UACS CODE	Approved Budget			Utilizations					Disbursements					Balances		
		Approved Budgeted Revenue	Adjustments (Reductions, Modifications/ Augmentations)	Adjusted Budgeted Revenue	1st Quarter Ending March 31	2nd Quarter Ending June 30	3rd Quarter Ending Sept. 30	4th Quarter Ending Dec. 31	Total	1st Quarter Ending March 31	2nd Quarter Ending June 30	3rd Quarter Ending Sept. 30	4th Quarter Ending Dec. 31	Total	Unutilized Budget	Unpaid Utilizations	
																Due and Demandable	Not Yet Due and Demandable
1	2	3	4	5=[(3+(-)4)]	6	7	8	9	10=(6+7+8+9)	11	12	13	14	15=(11+12+13+14)	16	17	18
CHED-Central Office		397,775.05	0.00	397,775.05	0.00	0.00	0.00	0.00	0.00	0.00	0.00	0.00	0.00	0.00	397,775.05	0.00	0.00
Fortifying the Kalinga Spirit To Heal As One: KSU's Response To COVID-19 Pandemic		397,775.05	0.00	397,775.05	0.00	0.00	0.00	0.00	0.00	0.00	0.00	0.00	0.00	0.00	397,775.05	0.00	0.00
MOOE		397,775.05	0.00	397,775.05	0.00	0.00	0.00	0.00	0.00	0.00	0.00	0.00	0.00	0.00	397,775.05	0.00	0.00
CO		0.00	0.00	0.00	0.00	0.00	0.00	0.00	0.00	0.00	0.00	0.00	0.00	0.00	0.00	0.00	0.00
CHED-Central Office		25,000,000.00	(25,000,000.00)	0.00	0.00	0.00	0.00	0.00	0.00	0.00	0.00	0.00	0.00	0.00	0.00	0.00	0.00
Building Safe and Secure Learning Environment to Support Flexible and Ubiquitous Learning in Kalinga State University		25,000,000.00	(25,000,000.00)	0.00	0.00	0.00	0.00	0.00	0.00	0.00	0.00	0.00	0.00	0.00	0.00	0.00	0.00
MOOE		25,000,000.00	(25,000,000.00)	0.00	0.00	0.00	0.00	0.00	0.00	0.00	0.00	0.00	0.00	0.00	0.00	0.00	0.00
CO		0.00	0.00	0.00	0.00	0.00	0.00	0.00	0.00	0.00	0.00	0.00	0.00	0.00	0.00	0.00	0.00
ACDI/VOCA		131,657.49	296,170.00	427,827.49	21,266.33	0.00	0.00	0.00	21,266.33	21,266.33	0.00	0.00	0.00	21,266.33	406,561.16	0.00	0.00
Flavor Profiling of Robusta (COFFEA CANPHORA) Coffee in Kalinga		131,657.49	296,170.00	427,827.49	21,266.33	0.00	0.00	0.00	21,266.33	21,266.33	0.00	0.00	0.00	21,266.33	406,561.16	0.00	0.00
MOOE		131,657.49	296,170.00	427,827.49	21,266.33	0.00	0.00	0.00	21,266.33	21,266.33	0.00	0.00	0.00	21,266.33	406,561.16	0.00	0.00
CO		0.00	0.00	0.00	0.00	0.00	0.00	0.00	0.00	0.00	0.00	0.00	0.00	0.00	0.00	0.00	0.00
DILG-CAR		83,644.50	(66,684.50)	16,960.00	16,960.00	0.00	0.00	0.00	16,960.00	16,960.00	0.00	0.00	0.00	16,960.00	0.00	0.00	0.00
Civil Society Organization/Peoples Participation Partnership Program (CSO/PPPP)		83,644.50	(66,684.50)	16,960.00	16,960.00	0.00	0.00	0.00	16,960.00	16,960.00	0.00	0.00	0.00	16,960.00	0.00	0.00	0.00
MOOE		83,644.50	(66,684.50)	16,960.00	16,960.00	0.00	0.00	0.00	16,960.00	16,960.00	0.00	0.00	0.00	16,960.00	0.00	0.00	0.00
CO		0.00	0.00	0.00	0.00	0.00	0.00	0.00	0.00	0.00	0.00	0.00	0.00	0.00	0.00	0.00	0.00
OPAPP		1,839,929.85	0.00	1,839,929.85	4,130.00	1,278,182.00	0.00	0.00	1,282,312.00	4,130.00	962,180.00	0.00	0.00	966,310.00	557,617.85	0.00	316,002.00
Resilient Community Enterprising Program		1,839,929.85	0.00	1,839,929.85	4,130.00	1,278,182.00	0.00	0.00	1,282,312.00	4,130.00	962,180.00	0.00	0.00	966,310.00	557,617.85	0.00	316,002.00
MOOE		1,839,929.85	0.00	1,839,929.85	4,130.00	1,278,182.00	0.00	0.00	1,282,312.00	4,130.00	962,180.00	0.00	0.00	966,310.00	557,617.85	0.00	316,002.00

STATEMENT OF APPROVED BUDGET, UTILIZATIONS, DISBURSEMENTS AND BALANCES FOR TRUST RECEIPTS

(for Implementing Agency use only)
As at the Quarter Ending June 30, 2023

Department : **State Universities and Colleges (SUCs)**
Agency : **Kalinga State University**
Operating Unit : **<not applicable>**
Organization Code: **08 019 0000000**
Funding Cluster: **07 - Trust Receipts**
(e.g. UACS Fund Cluster: 05-Internally Generated Funds and 06-Business Related Funds)

X	Inter Agency Fund Transfer
	Grants and Donations (Less than 12 months)


Source Agencies and Projects	UACS CODE	Approved Budget			Utilizations					Disbursements					Balances		
		Approved Budgeted Revenue	Adjustments (Reductions, Modifications/ Augmentations)	Adjusted Budgeted Revenue	1st Quarter Ending March 31	2nd Quarter Ending June 30	3rd Quarter Ending Sept. 30	4th Quarter Ending Dec. 31	Total	1st Quarter Ending March 31	2nd Quarter Ending June 30	3rd Quarter Ending Sept. 30	4th Quarter Ending Dec. 31	Total	Unutilized Budget	Unpaid Utilizations	
																Due and Demandable	Not Yet Due and Demandable
1	2	3	4	5=[(3+(-)4)]	6	7	8	9	10=(6+7+8+9)	11	12	13	14	15=(11+12+13+14)	16	17	18
CO		0.00	0.00	0.00	0.00	0.00	0.00	0.00	0.00	0.00	0.00	0.00	0.00	0.00	0.00	0.00	0.00
Provincial Government of Kalinga		0.00	100,000.00	100,000.00	0.00	0.00	0.00	0.00	0.00	0.00	0.00	0.00	0.00	0.00	100,000.00	0.00	0.00
Financial Assistance for the Improvement of Cultural Heritage & Edu-Tourism Center		0.00	100,000.00	100,000.00	0.00	0.00	0.00	0.00	0.00	0.00	0.00	0.00	0.00	0.00	100,000.00	0.00	0.00
MOOE		0.00	100,000.00	100,000.00	0.00	0.00	0.00	0.00	0.00	0.00	0.00	0.00	0.00	0.00	100,000.00	0.00	0.00
CO		0.00	0.00	0.00	0.00	0.00	0.00	0.00	0.00	0.00	0.00	0.00	0.00	0.00	0.00	0.00	0.00
TESDA-Kalinga		99,571.70	0.00	99,571.70	0.00	0.00	0.00	0.00	0.00	0.00	0.00	0.00	0.00	0.00	99,571.70	0.00	0.00
Training for Work Scholarship Program (TWSP)		99,571.70	0.00	99,571.70	0.00	0.00	0.00	0.00	0.00	0.00	0.00	0.00	0.00	0.00	99,571.70	0.00	0.00
MOOE		99,571.70	0.00	99,571.70	0.00	0.00	0.00	0.00	0.00	0.00	0.00	0.00	0.00	0.00	99,571.70	0.00	0.00
CO		0.00	0.00	0.00	0.00	0.00	0.00	0.00	0.00	0.00	0.00	0.00	0.00	0.00	0.00	0.00	0.00
TESDA Kalinga		206,851.00	0.00	206,851.00	0.00	0.00	0.00	0.00	0.00	0.00	0.00	0.00	0.00	0.00	206,851.00	0.00	0.00
Training and Assessment		206,851.00	0.00	206,851.00	0.00	0.00	0.00	0.00	0.00	0.00	0.00	0.00	0.00	0.00	206,851.00	0.00	0.00
MOOE		206,851.00	0.00	206,851.00	0.00	0.00	0.00	0.00	0.00	0.00	0.00	0.00	0.00	0.00	206,851.00	0.00	0.00
CO		0.00	0.00	0.00	0.00	0.00	0.00	0.00	0.00	0.00	0.00	0.00	0.00	0.00	0.00	0.00	0.00
TESDA-CAR		1,699,752.51	0.00	1,699,752.51	0.00	0.00	0.00	0.00	0.00	0.00	0.00	0.00	0.00	0.00	1,699,752.51	0.00	0.00
Implementation of Free TVET under the Universal Access to Quality Tertiary Education Act (UAQTEA) in State-run Technical Vocational Institutions (STVIs)		1,699,752.51	0.00	1,699,752.51	0.00	0.00	0.00	0.00	0.00	0.00	0.00	0.00	0.00	0.00	1,699,752.51	0.00	0.00
MOOE		1,699,752.51	0.00	1,699,752.51	0.00	0.00	0.00	0.00	0.00	0.00	0.00	0.00	0.00	0.00	1,699,752.51	0.00	0.00
CO		0.00	0.00	0.00	0.00	0.00	0.00	0.00	0.00	0.00	0.00	0.00	0.00	0.00	0.00	0.00	0.00
Commission on Higher Education		262,200.00	0.00	262,200.00	0.00	0.00	0.00	0.00	0.00	0.00	0.00	0.00	0.00	0.00	262,200.00	0.00	0.00
ESGP-PA Scholarship Grant		262,200.00	0.00	262,200.00	0.00	0.00	0.00	0.00	0.00	0.00	0.00	0.00	0.00	0.00	262,200.00	0.00	0.00

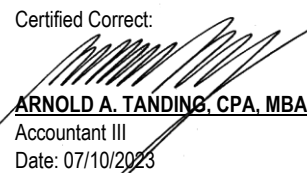
STATEMENT OF APPROVED BUDGET, UTILIZATIONS, DISBURSEMENTS AND BALANCES FOR TRUST RECEIPTS
 (for Implementing Agency use only)
As at the Quarter Ending June 30, 2023

Department : **State Universities and Colleges (SUCs)**
 Agency : **Kalinga State University**
 Operating Unit : **<not applicable>**
 Organization Code: **08 019 0000000**
 Funding Cluster: **07 - Trust Receipts**
 (e.g. UACS Fund Cluster: 05-Internally Generated Funds and 06-Business Related Funds)

X	Inter Agency Fund Transfer
	Grants and Donations (Less than 12 months)

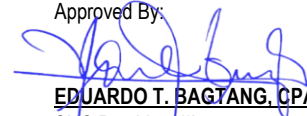
Source Agencies and Projects	UACS CODE	Approved Budget			Utilizations					Disbursements					Balances		
		Approved Budgeted Revenue	Adjustments (Reductions, Modifications/ Augmentations)	Adjusted Budgeted Revenue	1st Quarter Ending March 31	2nd Quarter Ending June 30	3rd Quarter Ending Sept. 30	4th Quarter Ending Dec. 31	Total	1st Quarter Ending March 31	2nd Quarter Ending June 30	3rd Quarter Ending Sept. 30	4th Quarter Ending Dec. 31	Total	Unutilized Budget	Unpaid Utilizations	
																Due and Demandable	Not Yet Due and Demandable
1	2	3	4	5=[(3+(-)4)]	6	7	8	9	10=(6+7+8+9)	11	12	13	14	15=(11+12+13+14)	16	17	18
MOOE		262,200.00	0.00	262,200.00	0.00	0.00	0.00	0.00	0.00	0.00	0.00	0.00	0.00	0.00	262,200.00	0.00	0.00
CO		0.00	0.00	0.00	0.00	0.00	0.00	0.00	0.00	0.00	0.00	0.00	0.00	0.00	0.00	0.00	0.00
Commission on Higher Education		682,841.00	0.00	682,841.00	0.00	0.00	0.00	0.00	0.00	0.00	0.00	0.00	0.00	0.00	682,841.00	0.00	0.00
Free Tuition		682,841.00	0.00	682,841.00	0.00	0.00	0.00	0.00	0.00	0.00	0.00	0.00	0.00	0.00	682,841.00	0.00	0.00
MOOE		682,841.00	0.00	682,841.00	0.00	0.00	0.00	0.00	0.00	0.00	0.00	0.00	0.00	0.00	682,841.00	0.00	0.00
CO		0.00	0.00	0.00	0.00	0.00	0.00	0.00	0.00	0.00	0.00	0.00	0.00	0.00	0.00	0.00	0.00
Commission on Higher Education		15,377,150.80	7,554,800.00	22,931,950.80	0.00	308,757.90	0.00	0.00	8,046,887.59	7,738,129.69	308,757.90	0.00	0.00	8,046,887.59	14,885,063.21	0.00	0.00
Tertiary Education Subsidy		15,377,150.80	7,554,800.00	22,931,950.80	0.00	308,757.90	0.00	0.00	8,046,887.59	7,738,129.69	308,757.90	0.00	0.00	8,046,887.59	14,885,063.21	0.00	0.00
MOOE		15,377,150.80	7,554,800.00	22,931,950.80	7,738,129.69	308,757.90	0.00	0.00	8,046,887.59	7,738,129.69	308,757.90	0.00	0.00	8,046,887.59	14,885,063.21	0.00	0.00
CO		0.00	0.00	0.00	0.00	0.00	0.00	0.00	0.00	0.00	0.00	0.00	0.00	0.00	0.00	0.00	0.00
Commission on Higher Education - Cordillera Administrative Region		2,241,487.50	2,879,325.00	5,120,812.50	1,845,000.00	2,902,500.00	0.00	0.00	4,747,500.00	1,845,000.00	2,902,500.00	0.00	0.00	4,747,500.00	373,312.50	0.00	0.00
Tulong-Dunong Program		2,241,487.50	2,879,325.00	5,120,812.50	1,845,000.00	2,902,500.00	0.00	0.00	4,747,500.00	1,845,000.00	2,902,500.00	0.00	0.00	4,747,500.00	373,312.50	0.00	0.00
MOOE		2,241,487.50	2,879,325.00	5,120,812.50	1,845,000.00	2,902,500.00	0.00	0.00	4,747,500.00	1,845,000.00	2,902,500.00	0.00	0.00	4,747,500.00	373,312.50	0.00	0.00
CO		0.00	0.00	0.00	0.00	0.00	0.00	0.00	0.00	0.00	0.00	0.00	0.00	0.00	0.00	0.00	0.00
TOTAL		59,056,558.42	(13,352,492.29)	45,704,066.13	10,789,877.63	7,318,234.08	0.00	0.00	18,108,111.71	10,789,877.63	5,042,714.39	0.00	0.00	15,832,592.02	27,595,954.42	0.00	2,275,519.69
MOOE		58,956,558.42	-13,364,092.29	45,592,466.13	10,789,877.63	7,318,234.08	0.00	0.00	18,108,111.71	10,789,877.63	5,042,714.39	0.00	0.00	15,832,592.02	27,484,354.42	0.00	2,275,519.69
CO		100,000.00	11,600.00	111,600.00	0.00	0.00	0.00	0.00	0.00	0.00	0.00	0.00	0.00	0.00	111,600.00	0.00	0.00

Certified Correct:

ELSIE P. ANDRES
 Budget Officer
 Date: 07/10/2023

Certified Correct:

ARNOLD A. TANDING, CPA, MBA
 Accountant III
 Date: 07/10/2023

Recommending Approval:

DANILO T. BUEN, MBA
 Director, FMS
 Date: 07/10/2023

Approved By:

EDUARDO T. BAGTANG, CPA, DBM
 SUC President III
 Date: 07/10/2023