

STATEMENT OF APPROVED BUDGET, UTILIZATIONS, DISBURSEMENTS AND BALANCES
(For Off-Budgetary Funds)
As at the Quarter Ending June 30, 2020

Department :State Universities and Colleges (SUCs)
 Agency :Kalinga State University
 Operating Unit :<not applicable>
 Organization Code :08 019 0000000
 Funding Cluster :05 Internally Generated Funds
 (e.g. UACS Fund Cluster: 05-Internally Generated Funds and 06-Business Related Funds)

Particulars	UACS CODE	Approved Budget			Utilizations					Disbursements					Balances		
		Approved Budgeted Revenue	Adjustments (Reductions, Modifications/ Augmentations)	Adjusted Budgeted Revenue	1st Quarter Ending March 31	2nd Quarter Ending June 30	3rd Quarter Ending Sept. 30	4th Quarter Ending Dec. 31	Total	1st Quarter Ending March 31	2nd Quarter Ending June 30	3rd Quarter Ending Sept. 30	4th Quarter Ending Dec. 31	Total	Unutilized Budget	Unpaid Utilizations	
																Due and Demandable	Not Yet Due and Demandable
1	2	3	4	5=[3+(-)4]	6	7	8	9	10=(6+7+8+9)	11	12	13	14	15=(11+12+13+14)	16=(5-10)	17	18
General Administration and Support	1000000000000000	25,244,380.00	0.00	25,244,380.00	356,666.92	4,606,709.28	0.00	0.00	4,963,376.20	356,666.92	4,606,709.28	0.00	0.00	4,963,376.20	20,281,003.80	0.00	0.00
General Management and Supervision	100000100001000	25,244,380.00	0.00	25,244,380.00	356,666.92	4,606,709.28	0.00	0.00	4,963,376.20	356,666.92	4,606,709.28	0.00	0.00	4,963,376.20	20,281,003.80	0.00	0.00
PS		300,000.00	0.00	300,000.00	0.00	0.00	0.00	0.00	0.00	0.00	0.00	0.00	0.00	0.00	300,000.00	0.00	0.00
MOOE		6,794,380.00	0.00	6,794,380.00	356,666.92	135,910.70	0.00	0.00	492,577.62	356,666.92	135,910.70	0.00	0.00	492,577.62	6,301,802.38	0.00	0.00
CO		18,150,000.00	0.00	18,150,000.00	0.00	4,470,798.58	0.00	0.00	4,470,798.58	0.00	4,470,798.58	0.00	0.00	4,470,798.58	13,679,201.42	0.00	0.00
Sub-Total, General Administration and Support		25,244,380.00	0.00	25,244,380.00	356,666.92	4,606,709.28	0.00	0.00	4,963,376.20	356,666.92	4,606,709.28	0.00	0.00	4,963,376.20	20,281,003.80	0.00	0.00
PS		300,000.00	0.00	300,000.00	0.00	0.00	0.00	0.00	0.00	0.00	0.00	0.00	0.00	0.00	300,000.00	0.00	0.00
MOOE		6,794,380.00	0.00	6,794,380.00	356,666.92	135,910.70	0.00	0.00	492,577.62	356,666.92	135,910.70	0.00	0.00	492,577.62	6,301,802.38	0.00	0.00
CO		18,150,000.00	0.00	18,150,000.00	0.00	4,470,798.58	0.00	0.00	4,470,798.58	0.00	4,470,798.58	0.00	0.00	4,470,798.58	13,679,201.42	0.00	0.00
Support to Operations	2000000000000000	200,000.00	0.00	200,000.00	14,533.74	19,461.54	0.00	0.00	33,995.28	14,533.74	19,461.54	0.00	0.00	33,995.28	166,004.72	0.00	0.00
Auxiliary Services	200000100001000	200,000.00	0.00	200,000.00	14,533.74	19,461.54	0.00	0.00	33,995.28	14,533.74	19,461.54	0.00	0.00	33,995.28	166,004.72	0.00	0.00
MOOE		200,000.00	0.00	200,000.00	14,533.74	19,461.54	0.00	0.00	33,995.28	14,533.74	19,461.54	0.00	0.00	33,995.28	166,004.72	0.00	0.00
Sub-Total, Support to Operations		200,000.00	0.00	200,000.00	14,533.74	19,461.54	0.00	0.00	33,995.28	14,533.74	19,461.54	0.00	0.00	33,995.28	166,004.72	0.00	0.00
PS		0.00	0.00	0.00	0.00	0.00	0.00	0.00	0.00	0.00	0.00	0.00	0.00	0.00	0.00	0.00	0.00
MOOE		200,000.00	0.00	200,000.00	14,533.74	19,461.54	0.00	0.00	33,995.28	14,533.74	19,461.54	0.00	0.00	33,995.28	166,004.72	0.00	0.00
CO		0.00	0.00	0.00	0.00	0.00	0.00	0.00	0.00	0.00	0.00	0.00	0.00	0.00	0.00	0.00	0.00
Operations	3000000000000000	33,686,166.00	0.00	33,686,166.00	1,217,426.21	816,766.91	0.00	0.00	2,034,193.12	1,217,426.21	816,766.91	0.00	0.00	2,034,193.12	31,651,972.88	0.00	0.00

STATEMENT OF APPROVED BUDGET, UTILIZATIONS, DISBURSEMENTS AND BALANCES
(For Off-Budgetary Funds)
As at the Quarter Ending June 30, 2020


Department :State Universities and Colleges (SUCs)
 Agency :Kalinga State University
 Operating Unit :<not applicable>
 Organization Code :08 019 0000000
 Funding Cluster :05 Internally Generated Funds
 (e.g. UACS Fund Cluster: 05-Internally Generated Funds and 06-Business Related Funds)

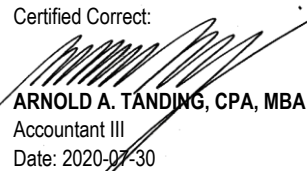
Particulars	UACS CODE	Approved Budget			Utilizations					Disbursements					Balances		
		Approved Budgeted Revenue	Adjustments (Reductions, Modifications/ Augmentations)	Adjusted Budgeted Revenue	1st Quarter Ending March 31	2nd Quarter Ending June 30	3rd Quarter Ending Sept. 30	4th Quarter Ending Dec. 31	Total	1st Quarter Ending March 31	2nd Quarter Ending June 30	3rd Quarter Ending Sept. 30	4th Quarter Ending Dec. 31	Total	Unutilized Budget	Unpaid Utilizations	
																Due and Demandable	Not Yet Due and Demandable
1	2	3	4	5=[3+(-)4]	6	7	8	9	10=(6+7+8+9)	11	12	13	14	15=(11+12+13+14)	16=(5-10)	17	18
OO : Relevant and quality tertiary education ensured to achieve inclusive growth and access of deserving but poor students to quality tertiary education increased	3100000000000000	31,486,166.00	0.00	31,486,166.00	1,113,289.13	803,593.83	0.00	0.00	1,916,882.96	1,113,289.13	803,593.83	0.00	0.00	1,916,882.96	29,569,283.04	0.00	0.00
HIGHER EDUCATION PROGRAM	3101000000000000	31,486,166.00	0.00	31,486,166.00	1,113,289.13	803,593.83	0.00	0.00	1,916,882.96	1,113,289.13	803,593.83	0.00	0.00	1,916,882.96	29,569,283.04	0.00	0.00
Provision of Higher Education Services	3101001000010000	31,486,166.00	0.00	31,486,166.00	1,113,289.13	803,593.83	0.00	0.00	1,916,882.96	1,113,289.13	803,593.83	0.00	0.00	1,916,882.96	29,569,283.04	0.00	0.00
MOOE		31,486,166.00	0.00	31,486,166.00	1,113,289.13	803,593.83	0.00	0.00	1,916,882.96	1,113,289.13	803,593.83	0.00	0.00	1,916,882.96	29,569,283.04	0.00	0.00
OO : Higher education research improved to promote economic productivity and innovation	3200000000000000	1,200,000.00	0.00	1,200,000.00	55,022.30	3,461.54	0.00	0.00	58,483.84	55,022.30	3,461.54	0.00	0.00	58,483.84	1,141,516.16	0.00	0.00
RESEARCH PROGRAM	3202000000000000	1,200,000.00	0.00	1,200,000.00	55,022.30	3,461.54	0.00	0.00	58,483.84	55,022.30	3,461.54	0.00	0.00	58,483.84	1,141,516.16	0.00	0.00
Conduct of Research Services	3202001000010000	1,200,000.00	0.00	1,200,000.00	55,022.30	3,461.54	0.00	0.00	58,483.84	55,022.30	3,461.54	0.00	0.00	58,483.84	1,141,516.16	0.00	0.00
MOOE		1,200,000.00	0.00	1,200,000.00	55,022.30	3,461.54	0.00	0.00	58,483.84	55,022.30	3,461.54	0.00	0.00	58,483.84	1,141,516.16	0.00	0.00

STATEMENT OF APPROVED BUDGET, UTILIZATIONS, DISBURSEMENTS AND BALANCES
 (For Off-Budgetary Funds)
 As at the Quarter Ending June 30, 2020

Department :State Universities and Colleges (SUCs)
 Agency :Kalinga State University
 Operating Unit :<not applicable>
 Organization Code :08 019 0000000
 Funding Cluster :05 Internally Generated Funds
 (e.g. UACS Fund Cluster: 05-Internally Generated Funds and 06-Business Related Funds)


Particulars	UACS CODE	Approved Budget			Utilizations					Disbursements					Balances		
		Approved Budgeted Revenue	Adjustments (Reductions, Modifications/ Augmentations)	Adjusted Budgeted Revenue	1st Quarter Ending March 31	2nd Quarter Ending June 30	3rd Quarter Ending Sept. 30	4th Quarter Ending Dec. 31	Total	1st Quarter Ending March 31	2nd Quarter Ending June 30	3rd Quarter Ending Sept. 30	4th Quarter Ending Dec. 31	Total	Unutilized Budget	Unpaid Utilizations	
																Due and Demandable	Not Yet Due and Demandable
1	2	3	4	5=[3+(-)4]	6	7	8	9	10=(6+7+8+9)	11	12	13	14	15=(11+12+13+14)	16=(5-10)	17	18
OO : Community engagement increased	3300000000000000	1,000,000.00	0.00	1,000,000.00	49,114.78	9,711.54	0.00	0.00	58,826.32	49,114.78	9,711.54	0.00	0.00	58,826.32	941,173.68	0.00	0.00
TECHNICAL ADVISORY EXTENSION PROGRAM	3301000000000000	1,000,000.00	0.00	1,000,000.00	49,114.78	9,711.54	0.00	0.00	58,826.32	49,114.78	9,711.54	0.00	0.00	58,826.32	941,173.68	0.00	0.00
Provision of Extension Services	330100100001000	1,000,000.00	0.00	1,000,000.00	49,114.78	9,711.54	0.00	0.00	58,826.32	49,114.78	9,711.54	0.00	0.00	58,826.32	941,173.68	0.00	0.00
MOOE		1,000,000.00	0.00	1,000,000.00	49,114.78	9,711.54	0.00	0.00	58,826.32	49,114.78	9,711.54	0.00	0.00	58,826.32	941,173.68	0.00	0.00
Sub-Total, Operations		33,686,166.00	0.00	33,686,166.00	1,217,426.21	816,766.91	0.00	0.00	2,034,193.12	1,217,426.21	816,766.91	0.00	0.00	2,034,193.12	31,651,972.88	0.00	0.00
PS		0.00	0.00	0.00	0.00	0.00	0.00	0.00	0.00	0.00	0.00	0.00	0.00	0.00	0.00	0.00	0.00
MOOE		33,686,166.00	0.00	33,686,166.00	1,217,426.21	816,766.91	0.00	0.00	2,034,193.12	1,217,426.21	816,766.91	0.00	0.00	2,034,193.12	31,651,972.88	0.00	0.00
CO		0.00	0.00	0.00	0.00	0.00	0.00	0.00	0.00	0.00	0.00	0.00	0.00	0.00	0.00	0.00	0.00
GRAND TOTAL		59,130,546.00	0.00	59,130,546.00	1,588,626.87	5,442,937.73	0.00	0.00	7,031,564.60	1,588,626.87	5,442,937.73	0.00	0.00	7,031,564.60	52,098,981.40	0.00	0.00
PS		300,000.00	0.00	300,000.00	0.00	0.00	0.00	0.00	0.00	0.00	0.00	0.00	0.00	0.00	300,000.00	0.00	0.00
MOOE		40,680,546.00	0.00	40,680,546.00	1,588,626.87	972,139.15	0.00	0.00	2,560,766.02	1,588,626.87	972,139.15	0.00	0.00	2,560,766.02	38,119,779.98	0.00	0.00
CO		18,150,000.00	0.00	18,150,000.00	0.00	4,470,798.58	0.00	0.00	4,470,798.58	0.00	4,470,798.58	0.00	0.00	4,470,798.58	13,679,201.42	0.00	0.00

Certified Correct:

ELSIE P. ANDRES
 Budget Officer
 Date: 2020-07-30

Certified Correct:

ARNOLD A. TANDING, CPA, MBA
 Accountant III
 Date: 2020-07-30

Recommending Approval:

DANILO T. BUEN, MBA
 Director, FMS
 Date: 2020-07-30


Approved By:

EDUARDO T. BAGTANG, CPA, DBM
 SUC President III
 Date: 2020-07-30

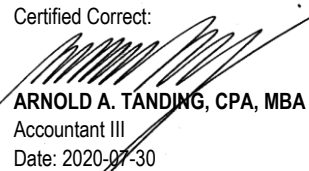
STATEMENT OF APPROVED BUDGET, UTILIZATIONS, DISBURSEMENTS AND BALANCES
 (For Off-Budgetary Funds)
 As at the Quarter Ending June 30, 2020

Department :State Universities and Colleges (SUCs)
 Agency :Kalinga State University
 Operating Unit :<not applicable>
 Organization Code :08 019 0000000
 Funding Cluster :06 Business Related Funds

(e.g. UACS Fund Cluster: 01-Regular Agency Fund, 02-Foreign Assisted Projects Fund, 03-Special Account-Locally Funded/Domestic Grants Fund, and 04-Special Account-Foreign Assisted/Foreign Grants Fund)

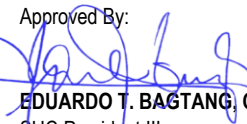
Particulars	UACS CODE	Approved Budget			Utilizations					Disbursements					Balances		
		Approved Budgeted Revenue	Adjustments (Reductions, Modifications/ Augmentation)	Adjusted Budgeted Revenue	1st Quarter Ending March 31	2nd Quarter Ending June 30	3rd Quarter Ending Sept. 30	4th Quarter Ending Dec. 31	Total	1st Quarter Ending March 31	2nd Quarter Ending June 30	3rd Quarter Ending Sept. 30	4th Quarter Ending Dec. 31	Total	Unutilized Budget	Unpaid Utilizations	
																Due and Demandable	Not Yet Due and Demandable
1	2	3	4	5=[3+(-)4]	6	7	8	9	10=(6+7+8+9)	11	12	13	14	15=(11+12+13+14)	16=(5-10)	17	18
Support to Operations	2000000000000000	7,000,000.00	0.00	7,000,000.00	705,623.69	255,119.25	0.00	0.00	960,742.94	705,623.69	255,119.25	0.00	0.00	960,742.94	6,039,257.06	0.00	0.00
Auxiliary Services	200000100001000	7,000,000.00	0.00	7,000,000.00	705,623.69	255,119.25	0.00	0.00	960,742.94	705,623.69	255,119.25	0.00	0.00	960,742.94	6,039,257.06	0.00	0.00
PS		200,000.00	0.00	200,000.00	0.00	0.00	0.00	0.00	0.00	0.00	0.00	0.00	0.00	0.00	200,000.00	0.00	0.00
MOOE		5,500,000.00	0.00	5,500,000.00	705,623.69	255,119.25	0.00	0.00	960,742.94	705,623.69	255,119.25	0.00	0.00	960,742.94	4,539,257.06	0.00	0.00
CO		1,300,000.00	0.00	1,300,000.00	0.00	0.00	0.00	0.00	0.00	0.00	0.00	0.00	0.00	0.00	1,300,000.00	0.00	0.00
Sub-Total, Support to Operations		7,000,000.00	0.00	7,000,000.00	705,623.69	255,119.25	0.00	0.00	960,742.94	705,623.69	255,119.25	0.00	0.00	960,742.94	6,039,257.06	0.00	0.00
PS		200,000.00	0.00	200,000.00	0.00	0.00	0.00	0.00	0.00	0.00	0.00	0.00	0.00	0.00	200,000.00	0.00	0.00
MOOE		5,500,000.00	0.00	5,500,000.00	705,623.69	255,119.25	0.00	0.00	960,742.94	705,623.69	255,119.25	0.00	0.00	960,742.94	4,539,257.06	0.00	0.00
CO		1,300,000.00	0.00	1,300,000.00	0.00	0.00	0.00	0.00	0.00	0.00	0.00	0.00	0.00	0.00	1,300,000.00	0.00	0.00
GRAND TOTAL		7,000,000.00	0.00	7,000,000.00	705,623.69	255,119.25	0.00	0.00	960,742.94	705,623.69	255,119.25	0.00	0.00	960,742.94	6,039,257.06	0.00	0.00
PS		200,000.00	0.00	200,000.00	0.00	0.00	0.00	0.00	0.00	0.00	0.00	0.00	0.00	0.00	200,000.00	0.00	0.00
MOOE		5,500,000.00	0.00	5,500,000.00	705,623.69	255,119.25	0.00	0.00	960,742.94	705,623.69	255,119.25	0.00	0.00	960,742.94	4,539,257.06	0.00	0.00
CO		1,300,000.00	0.00	1,300,000.00	0.00	0.00	0.00	0.00	0.00	0.00	0.00	0.00	0.00	0.00	1,300,000.00	0.00	0.00

Certified Correct:

ELSIE P. ANDRES
 Budget Officer
 Date: 2020-07-30

Certified Correct:

ARNOLD A. TANDING, CPA, MBA
 Accountant III
 Date: 2020-07-30

Recommending Approval:

DANILO T. BUEN, MBA
 Director, FMS
 Date: 2020-07-30

Approved By:

EDUARDO T. BAGTANG, CPA, DBM
 SUC President III
 Date: 2020-07-30

This report was generated using the Unified Reporting System on 30/07/2020 10:21 version.FAR2.1.1 ; Status : SUBMITTED

STATEMENT OF APPROVED BUDGET, UTILIZATIONS, DISBURSEMENTS AND BALANCES
 (For Off-Budgetary Funds)
 As at the Quarter Ending June 30, 2020

Department :State Universities and Colleges (SUCs)
 Agency :Kalinga State University
 Operating Unit :<not applicable>
 Organization Code :08 019 0000000
 Funding Cluster :07 Trust Funds

(e.g. UACS Fund Cluster: 05-Internally Generated Funds and 06-Business Related Funds)


Particulars	UACS CODE	Approved Budget			Utilizations					Disbursements					Balances		
		Approved Budgeted Revenue	Adjustments (Reductions, Modifications/ Augmentations)	Adjusted Budgeted Revenue	1st Quarter Ending March 31	2nd Quarter Ending June 30	3rd Quarter Ending Sept. 30	4th Quarter Ending Dec. 31	Total	1st Quarter Ending March 31	2nd Quarter Ending June 30	3rd Quarter Ending Sept. 30	4th Quarter Ending Dec. 31	Total	Unutilized Budget	Unpaid Utilizations	
																Due and Demandable	Not Yet Due and Demandable
1	2	3	4	5=[3+(-)4]	6	7	8	9	10=(6+7+8+9)	11	12	13	14	15=(11+12+13+14)	16=(5-10)	17	18
Operations	3000000000000000	7,016,904.31	37,986,580.00	45,003,484.31	929,639.42	25,948,735.77	0.00	0.00	26,878,375.19	929,639.42	25,948,735.77	0.00	0.00	26,878,375.19	18,125,109.12	0.00	0.00
OO : Relevant and quality tertiary education ensured to achieve inclusive growth and access of deserving but poor students to quality tertiary education increased	3100000000000000	898,495.20	37,986,580.00	38,885,075.20	441,352.50	25,542,330.37	0.00	0.00	25,983,682.87	441,352.50	25,542,330.37	0.00	0.00	25,983,682.87	12,901,392.33	0.00	0.00
HIGHER EDUCATION PROGRAM	3101000000000000	898,495.20	37,986,580.00	38,885,075.20	441,352.50	25,542,330.37	0.00	0.00	25,983,682.87	441,352.50	25,542,330.37	0.00	0.00	25,983,682.87	12,901,392.33	0.00	0.00
Provision of Higher Education Services	3101001000010000	898,495.20	37,986,580.00	38,885,075.20	441,352.50	25,542,330.37	0.00	0.00	25,983,682.87	441,352.50	25,542,330.37	0.00	0.00	25,983,682.87	12,901,392.33	0.00	0.00
MOOE		898,495.20	27,986,580.00	28,885,075.20	441,352.50	25,542,330.37	0.00	0.00	25,983,682.87	441,352.50	25,542,330.37	0.00	0.00	25,983,682.87	2,901,392.33	0.00	0.00
CO		0.00	10,000,000.00	10,000,000.00	0.00	0.00	0.00	0.00	0.00	0.00	0.00	0.00	0.00	0.00	10,000,000.00	0.00	0.00
OO : Higher education research improved to promote economic productivity and innovation	3200000000000000	6,118,409.11	0.00	6,118,409.11	488,286.92	406,405.40	0.00	0.00	894,692.32	488,286.92	406,405.40	0.00	0.00	894,692.32	5,223,716.79	0.00	0.00

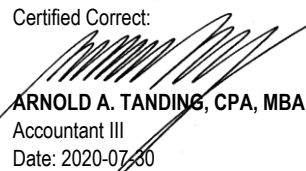
STATEMENT OF APPROVED BUDGET, UTILIZATIONS, DISBURSEMENTS AND BALANCES
 (For Off-Budgetary Funds)
 As at the Quarter Ending June 30, 2020

Department :State Universities and Colleges (SUCs)
 Agency :Kalinga State University
 Operating Unit :<not applicable>
 Organization Code :08 019 0000000
 Funding Cluster :07 Trust Funds

(e.g. UACS Fund Cluster: 05-Internally Generated Funds and 06-Business Related Funds)

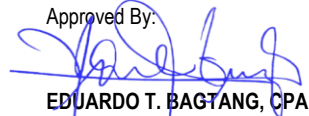
Particulars	UACS CODE	Approved Budget			Utilizations					Disbursements					Balances		
		Approved Budgeted Revenue	Adjustments (Reductions, Modifications/ Augmentations)	Adjusted Budgeted Revenue	1st Quarter Ending March 31	2nd Quarter Ending June 30	3rd Quarter Ending Sept. 30	4th Quarter Ending Dec. 31	Total	1st Quarter Ending March 31	2nd Quarter Ending June 30	3rd Quarter Ending Sept. 30	4th Quarter Ending Dec. 31	Total	Unutilized Budget	Unpaid Utilizations	
																Due and Demandable	Not Yet Due and Demandable
1	2	3	4	5=[3+(-)4]	6	7	8	9	10=(6+7+8+9)	11	12	13	14	15=(11+12+13+14)	16=(5-10)	17	18
RESEARCH PROGRAM	320200000000000	6,118,409.11	0.00	6,118,409.11	488,286.92	406,405.40	0.00	0.00	894,692.32	488,286.92	406,405.40	0.00	0.00	894,692.32	5,223,716.79	0.00	0.00
Conduct of Research Services	320200100001000	6,118,409.11	0.00	6,118,409.11	488,286.92	406,405.40	0.00	0.00	894,692.32	488,286.92	406,405.40	0.00	0.00	894,692.32	5,223,716.79	0.00	0.00
MOOE		6,118,409.11	0.00	6,118,409.11	488,286.92	406,405.40	0.00	0.00	894,692.32	488,286.92	406,405.40	0.00	0.00	894,692.32	5,223,716.79	0.00	0.00
Sub-Total, Operations		7,016,904.31	37,986,580.00	45,003,484.31	929,639.42	25,948,735.77	0.00	0.00	26,878,375.19	929,639.42	25,948,735.77	0.00	0.00	26,878,375.19	18,125,109.12	0.00	0.00
PS		0.00	0.00	0.00	0.00	0.00	0.00	0.00	0.00	0.00	0.00	0.00	0.00	0.00	0.00	0.00	0.00
MOOE		7,016,904.31	27,986,580.00	35,003,484.31	929,639.42	25,948,735.77	0.00	0.00	26,878,375.19	929,639.42	25,948,735.77	0.00	0.00	26,878,375.19	8,125,109.12	0.00	0.00
CO		0.00	10,000,000.00	10,000,000.00	0.00	0.00	0.00	0.00	0.00	0.00	0.00	0.00	0.00	0.00	10,000,000.00	0.00	0.00
GRAND TOTAL		7,016,904.31	37,986,580.00	45,003,484.31	929,639.42	25,948,735.77	0.00	0.00	26,878,375.19	929,639.42	25,948,735.77	0.00	0.00	26,878,375.19	18,125,109.12	0.00	0.00
PS		0.00	0.00	0.00	0.00	0.00	0.00	0.00	0.00	0.00	0.00	0.00	0.00	0.00	0.00	0.00	0.00
MOOE		7,016,904.31	27,986,580.00	35,003,484.31	929,639.42	25,948,735.77	0.00	0.00	26,878,375.19	929,639.42	25,948,735.77	0.00	0.00	26,878,375.19	8,125,109.12	0.00	0.00
CO		0.00	10,000,000.00	10,000,000.00	0.00	0.00	0.00	0.00	0.00	0.00	0.00	0.00	0.00	0.00	10,000,000.00	0.00	0.00

Certified Correct:

ELSIE P. ANDRES
 Budget Officer
 Date: 2020-07-30

Certified Correct:

ARNOLD A. TANDING, CPA, MBA
 Accountant III
 Date: 2020-07-30

Recommending Approval:

DANILO T. BUEN, MBA
 Director, FMS
 Date: 2020-07-30

Approved By:

EDUARDO T. BAGTANG, CPA, DBM
 SUC President III
 Date: 2020-07-30

This report was generated using the Unified Reporting System on 30/07/2020 10:22 version.FAR2.1.1 ; Status : SUBMITTED

SUMMARY OF APPROVED BUDGET, UTILIZATIONS, DISBURSEMENTS AND BALANCES BY OBJECT OF EXPENDITURES
 (For Off-Budgetary Funds)
 As at the Quarter Ending June 30, 2020

Department :State Universities and Colleges (SUCs)
 Agency :Kalinga State University
 Operating Unit :<not applicable>
 Organization Code :08 019 0000000
 Funding Cluster :05 Internally Generated Funds
 (e.g. UACS Fund Cluster: 05-Internally Generated Funds and 06-Business Related Funds)

Particulars	UACS CODE	Approved Budget			Utilizations					Disbursements					Balances		
		Approved Budgeted Revenue	Adjustments (Reductions, Modifications/Augmentations)	Adjusted Budgeted Revenue	1st Quarter Ending March 31	2nd Quarter Ending June 30	3rd Quarter Ending Sept. 30	4th Quarter Ending Dec. 31	Total	1st Quarter Ending March 31	2nd Quarter Ending June 30	3rd Quarter Ending Sept. 30	4th Quarter Ending Dec. 31	Total	Unutilized Budget	Unpaid Utilizations	
																Due and Demandable	Not Yet Due and Demandable
1	2	3	4	5=[3+(-)4]	6	7	8	9	10=(6+7+8+9)	11	12	13	14	15=(11+12+13+14)	16=(5-10)	17	18
SUMMARY																	
A. Agency Specific Budget																	
Personnel Services		300,000.00	0.00	300,000.00	0.00	0.00	0.00	0.00	0.00	0.00	0.00	0.00	0.00	0.00	300,000.00	0.00	0.00
Other Compensation	5010200000	200,000.00	0.00	200,000.00	0.00	0.00	0.00	0.00	0.00	0.00	0.00	0.00	0.00	0.00	200,000.00	0.00	0.00
Honoraria	5010210000	200,000.00	0.00	200,000.00	0.00	0.00	0.00	0.00	0.00	0.00	0.00	0.00	0.00	0.00	200,000.00	0.00	0.00
Honoraria - Civilian	5010210001	200,000.00	0.00	200,000.00	0.00	0.00	0.00	0.00	0.00	0.00	0.00	0.00	0.00	0.00	200,000.00	0.00	0.00
Other Personnel Benefits	5010400000	100,000.00	0.00	100,000.00	0.00	0.00	0.00	0.00	0.00	0.00	0.00	0.00	0.00	0.00	100,000.00	0.00	0.00
Other Personnel Benefits	5010499000	100,000.00	0.00	100,000.00	0.00	0.00	0.00	0.00	0.00	0.00	0.00	0.00	0.00	0.00	100,000.00	0.00	0.00
Other Personnel Benefits	5010499099	100,000.00	0.00	100,000.00	0.00	0.00	0.00	0.00	0.00	0.00	0.00	0.00	0.00	0.00	100,000.00	0.00	0.00
Maintenance and Other Operating Expenses		40,680,546.00	0.00	40,680,546.00	1,588,626.87	972,139.15	0.00	0.00	2,560,766.02	1,588,626.87	972,139.15	0.00	0.00	2,560,766.02	38,119,779.98	0.00	0.00
Traveling Expenses	5020100000	2,850,000.00	0.00	2,850,000.00	113,545.80	0.00	0.00	0.00	113,545.80	113,545.80	0.00	0.00	0.00	113,545.80	2,736,454.20	0.00	0.00
Traveling Expenses - Local	5020101000	1,450,000.00	0.00	1,450,000.00	113,545.80	0.00	0.00	0.00	113,545.80	113,545.80	0.00	0.00	0.00	113,545.80	1,336,454.20	0.00	0.00
Expenses - Local	5020101000	1,450,000.00	0.00	1,450,000.00	113,545.80	0.00	0.00	0.00	113,545.80	113,545.80	0.00	0.00	0.00	113,545.80	1,336,454.20	0.00	0.00
Traveling Expenses - Foreign	5020102000	1,400,000.00	0.00	1,400,000.00	0.00	0.00	0.00	0.00	0.00	0.00	0.00	0.00	0.00	0.00	1,400,000.00	0.00	0.00
Traveling Expenses - Foreign	5020102000	1,400,000.00	0.00	1,400,000.00	0.00	0.00	0.00	0.00	0.00	0.00	0.00	0.00	0.00	0.00	1,400,000.00	0.00	0.00
Training and Scholarship Expenses	5020200000	650,000.00	0.00	650,000.00	3,800.00	0.00	0.00	0.00	3,800.00	3,800.00	0.00	0.00	0.00	3,800.00	646,200.00	0.00	0.00
Training Expenses	5020201000	650,000.00	0.00	650,000.00	3,800.00	0.00	0.00	0.00	3,800.00	3,800.00	0.00	0.00	0.00	3,800.00	646,200.00	0.00	0.00

SUMMARY OF APPROVED BUDGET, UTILIZATIONS, DISBURSEMENTS AND BALANCES BY OBJECT OF EXPENDITURES
(For Off-Budgetary Funds)
As at the Quarter Ending June 30, 2020

Department :State Universities and Colleges (SUCs)
 Agency :Kalinga State University
 Operating Unit :<not applicable>
 Organization Code :08 019 0000000
 Funding Cluster :05 Internally Generated Funds
 (e.g. UACS Fund Cluster: 05-Internally Generated Funds and 06-Business Related Funds)

Particulars	UACS CODE	Approved Budget			Utilizations					Disbursements					Balances		
		Approved Budgeted Revenue	Adjustments (Reductions, Modifications/Augmentations)	Adjusted Budgeted Revenue	1st Quarter Ending March 31	2nd Quarter Ending June 30	3rd Quarter Ending Sept. 30	4th Quarter Ending Dec. 31	Total	1st Quarter Ending March 31	2nd Quarter Ending June 30	3rd Quarter Ending Sept. 30	4th Quarter Ending Dec. 31	Total	Unutilized Budget	Unpaid Utilizations	
																Due and Demandable	Not Yet Due and Demandable
1	2	3	4	5=[3+(-)4]	6	7	8	9	10=(6+7+8+9)	11	12	13	14	15=(11+12+13+14)	16=(5-10)	17	18
Training Expenses	5020201002	650,000.00	0.00	650,000.00	3,800.00	0.00	0.00	0.00	3,800.00	3,800.00	0.00	0.00	0.00	3,800.00	646,200.00	0.00	0.00
Supplies and Materials Expenses	5020300000	2,375,000.00	0.00	2,375,000.00	386,357.86	40,750.00	0.00	0.00	427,107.86	386,357.86	40,750.00	0.00	0.00	427,107.86	1,947,892.14	0.00	0.00
Office Supplies Expenses	5020301000	1,000,000.00	0.00	1,000,000.00	83,662.00	0.00	0.00	0.00	83,662.00	83,662.00	0.00	0.00	0.00	83,662.00	916,338.00	0.00	0.00
Office Supplies Expenses	5020301002	1,000,000.00	0.00	1,000,000.00	83,662.00	0.00	0.00	0.00	83,662.00	83,662.00	0.00	0.00	0.00	83,662.00	916,338.00	0.00	0.00
Accountable Forms Expenses	5020302000	125,000.00	0.00	125,000.00	6,000.00	0.00	0.00	0.00	6,000.00	6,000.00	0.00	0.00	0.00	6,000.00	119,000.00	0.00	0.00
Accountable Forms Expenses	5020302000	125,000.00	0.00	125,000.00	6,000.00	0.00	0.00	0.00	6,000.00	6,000.00	0.00	0.00	0.00	6,000.00	119,000.00	0.00	0.00
Fuel, Oil and Lubricants Expenses	5020309000	350,000.00	0.00	350,000.00	27,057.36	1,500.00	0.00	0.00	28,557.36	27,057.36	1,500.00	0.00	0.00	28,557.36	321,442.64	0.00	0.00
Fuel, Oil and Lubricants Expenses	5020309000	350,000.00	0.00	350,000.00	27,057.36	1,500.00	0.00	0.00	28,557.36	27,057.36	1,500.00	0.00	0.00	28,557.36	321,442.64	0.00	0.00
Other Supplies and Materials Expenses	5020399000	900,000.00	0.00	900,000.00	269,638.50	39,250.00	0.00	0.00	308,888.50	269,638.50	39,250.00	0.00	0.00	308,888.50	591,111.50	0.00	0.00
Other Supplies and Materials Expenses	5020399000	900,000.00	0.00	900,000.00	269,638.50	39,250.00	0.00	0.00	308,888.50	269,638.50	39,250.00	0.00	0.00	308,888.50	591,111.50	0.00	0.00
Utility Expenses	5020400000	870,000.00	0.00	870,000.00	19,641.53	22,155.15	0.00	0.00	41,796.68	19,641.53	22,155.15	0.00	0.00	41,796.68	828,203.32	0.00	0.00
Water Expenses	5020401000	120,000.00	0.00	120,000.00	19,641.53	22,155.15	0.00	0.00	41,796.68	19,641.53	22,155.15	0.00	0.00	41,796.68	78,203.32	0.00	0.00
Water Expenses	5020401000	120,000.00	0.00	120,000.00	19,641.53	22,155.15	0.00	0.00	41,796.68	19,641.53	22,155.15	0.00	0.00	41,796.68	78,203.32	0.00	0.00
Electricity Expenses	5020402000	750,000.00	0.00	750,000.00	0.00	0.00	0.00	0.00	0.00	0.00	0.00	0.00	0.00	0.00	750,000.00	0.00	0.00
Electricity Expenses	5020402000	750,000.00	0.00	750,000.00	0.00	0.00	0.00	0.00	0.00	0.00	0.00	0.00	0.00	0.00	750,000.00	0.00	0.00

SUMMARY OF APPROVED BUDGET, UTILIZATIONS, DISBURSEMENTS AND BALANCES BY OBJECT OF EXPENDITURES
(For Off-Budgetary Funds)
As at the Quarter Ending June 30, 2020

Department :State Universities and Colleges (SUCs)
 Agency :Kalinga State University
 Operating Unit :<not applicable>
 Organization Code :08 019 0000000
 Funding Cluster :05 Internally Generated Funds
 (e.g. UACS Fund Cluster: 05-Internally Generated Funds and 06-Business Related Funds)

Particulars	UACS CODE	Approved Budget			Utilizations					Disbursements					Balances		
		Approved Budgeted Revenue	Adjustments (Reductions, Modifications/ Augmentations)	Adjusted Budgeted Revenue	1st Quarter Ending March 31	2nd Quarter Ending June 30	3rd Quarter Ending Sept. 30	4th Quarter Ending Dec. 31	Total	1st Quarter Ending March 31	2nd Quarter Ending June 30	3rd Quarter Ending Sept. 30	4th Quarter Ending Dec. 31	Total	Unutilized Budget	Unpaid Utilizations	
																Due and Demandable	Not Yet Due and Demandable
1	2	3	4	5=[3+(-)4]	6	7	8	9	10=(6+7+8+9)	11	12	13	14	15=(11+12+13+14)	16=(5-10)	17	18
Communication Expenses	5020500000	924,000.00	0.00	924,000.00	35,530.76	0.00	0.00	0.00	35,530.76	35,530.76	0.00	0.00	0.00	35,530.76	888,469.24	0.00	0.00
Telephone Expenses	5020502000	20,000.00	0.00	20,000.00	0.00	0.00	0.00	0.00	0.00	0.00	0.00	0.00	0.00	0.00	20,000.00	0.00	0.00
Mobile	5020502001	20,000.00	0.00	20,000.00	0.00	0.00	0.00	0.00	0.00	0.00	0.00	0.00	0.00	0.00	20,000.00	0.00	0.00
Internet Subscription Expenses	5020503000	900,000.00	0.00	900,000.00	35,530.76	0.00	0.00	0.00	35,530.76	35,530.76	0.00	0.00	0.00	35,530.76	864,469.24	0.00	0.00
Internet Subscription Expenses	5020503000	900,000.00	0.00	900,000.00	35,530.76	0.00	0.00	0.00	35,530.76	35,530.76	0.00	0.00	0.00	35,530.76	864,469.24	0.00	0.00
Cable, Satellite, Telegraph and Radio Expenses	5020504000	4,000.00	0.00	4,000.00	0.00	0.00	0.00	0.00	0.00	0.00	0.00	0.00	0.00	0.00	4,000.00	0.00	0.00
Cable, Satellite, Telegraph and Radio Expenses	5020504000	4,000.00	0.00	4,000.00	0.00	0.00	0.00	0.00	0.00	0.00	0.00	0.00	0.00	0.00	4,000.00	0.00	0.00
Awards/Rewards and Prizes	5020600000	300,000.00	0.00	300,000.00	33,300.00	0.00	0.00	0.00	33,300.00	33,300.00	0.00	0.00	0.00	33,300.00	266,700.00	0.00	0.00
Prizes	5020602000	300,000.00	0.00	300,000.00	33,300.00	0.00	0.00	0.00	33,300.00	33,300.00	0.00	0.00	0.00	33,300.00	266,700.00	0.00	0.00
Prizes	5020602000	300,000.00	0.00	300,000.00	33,300.00	0.00	0.00	0.00	33,300.00	33,300.00	0.00	0.00	0.00	33,300.00	266,700.00	0.00	0.00
Confidential, Intelligence and Extraordinary Expenses	5021000000	100,000.00	0.00	100,000.00	0.00	0.00	0.00	0.00	0.00	0.00	0.00	0.00	0.00	0.00	100,000.00	0.00	0.00
Extraordinary and Miscellaneous Expenses	5021003000	100,000.00	0.00	100,000.00	0.00	0.00	0.00	0.00	0.00	0.00	0.00	0.00	0.00	0.00	100,000.00	0.00	0.00
and Miscellaneous Expenses	5021003000	100,000.00	0.00	100,000.00	0.00	0.00	0.00	0.00	0.00	0.00	0.00	0.00	0.00	0.00	100,000.00	0.00	0.00
General Services	5021200000	6,210,380.00	0.00	6,210,380.00	647,514.92	154,470.70	0.00	0.00	801,985.62	647,514.92	154,470.70	0.00	0.00	801,985.62	5,408,394.38	0.00	0.00

SUMMARY OF APPROVED BUDGET, UTILIZATIONS, DISBURSEMENTS AND BALANCES BY OBJECT OF EXPENDITURES
 (For Off-Budgetary Funds)
 As at the Quarter Ending June 30, 2020

Department :State Universities and Colleges (SUCs)
 Agency :Kalinga State University
 Operating Unit :<not applicable>
 Organization Code :08 019 0000000
 Funding Cluster :05 Internally Generated Funds
 (e.g. UACS Fund Cluster: 05-Internally Generated Funds and 06-Business Related Funds)

Particulars	UACS CODE	Approved Budget			Utilizations					Disbursements					Balances		
		Approved Budgeted Revenue	Adjustments (Reductions, Modifications/ Augmentations)	Adjusted Budgeted Revenue	1st Quarter Ending March 31	2nd Quarter Ending June 30	3rd Quarter Ending Sept. 30	4th Quarter Ending Dec. 31	Total	1st Quarter Ending March 31	2nd Quarter Ending June 30	3rd Quarter Ending Sept. 30	4th Quarter Ending Dec. 31	Total	Unutilized Budget	Unpaid Utilizations	
																Due and Demandable	Not Yet Due and Demandable
1	2	3	4	5=[3+(-)4]	6	7	8	9	10=(6+7+8+9)	11	12	13	14	15=(11+12+13+14)	16=(5-10)	17	18
Other General Services	5021299000	6,210,380.00	0.00	6,210,380.00	647,514.92	154,470.70	0.00	0.00	801,985.62	647,514.92	154,470.70	0.00	0.00	801,985.62	5,408,394.38	0.00	0.00
Other General Services	5021299099	6,210,380.00	0.00	6,210,380.00	647,514.92	154,470.70	0.00	0.00	801,985.62	647,514.92	154,470.70	0.00	0.00	801,985.62	5,408,394.38	0.00	0.00
Repairs and Maintenance	5021300000	600,000.00	0.00	600,000.00	0.00	0.00	0.00	0.00	0.00	0.00	0.00	0.00	0.00	0.00	600,000.00	0.00	0.00
Repairs and Maintenance - Buildings and Other Structures	5021304000	600,000.00	0.00	600,000.00	0.00	0.00	0.00	0.00	0.00	0.00	0.00	0.00	0.00	0.00	600,000.00	0.00	0.00
Buildings	5021304001	600,000.00	0.00	600,000.00	0.00	0.00	0.00	0.00	0.00	0.00	0.00	0.00	0.00	0.00	600,000.00	0.00	0.00
Taxes, Insurance Premiums and Other Fees	5021500000	500,000.00	0.00	500,000.00	0.00	0.00	0.00	0.00	0.00	0.00	0.00	0.00	0.00	0.00	500,000.00	0.00	0.00
Taxes, Duties and Licenses	5021501001	100,000.00	0.00	100,000.00	0.00	0.00	0.00	0.00	0.00	0.00	0.00	0.00	0.00	0.00	100,000.00	0.00	0.00
Taxes, Duties and Licenses	5021501001	100,000.00	0.00	100,000.00	0.00	0.00	0.00	0.00	0.00	0.00	0.00	0.00	0.00	0.00	100,000.00	0.00	0.00
Insurance Expenses	5021503000	400,000.00	0.00	400,000.00	0.00	0.00	0.00	0.00	0.00	0.00	0.00	0.00	0.00	0.00	400,000.00	0.00	0.00
Insurance Expenses	5021503000	400,000.00	0.00	400,000.00	0.00	0.00	0.00	0.00	0.00	0.00	0.00	0.00	0.00	0.00	400,000.00	0.00	0.00
Other Maintenance and Operating Expenses	5029900000	25,301,166.00	0.00	25,301,166.00	348,936.00	754,763.30	0.00	0.00	1,103,699.30	348,936.00	754,763.30	0.00	0.00	1,103,699.30	24,197,466.70	0.00	0.00
Advertising Expenses	5029901000	50,000.00	0.00	50,000.00	0.00	0.00	0.00	0.00	0.00	0.00	0.00	0.00	0.00	0.00	50,000.00	0.00	0.00
Advertising Expenses	5029901000	50,000.00	0.00	50,000.00	0.00	0.00	0.00	0.00	0.00	0.00	0.00	0.00	0.00	0.00	50,000.00	0.00	0.00
Printing and Publication Expenses	5029902000	165,000.00	0.00	165,000.00	7,200.00	0.00	0.00	0.00	7,200.00	7,200.00	0.00	0.00	0.00	7,200.00	157,800.00	0.00	0.00

SUMMARY OF APPROVED BUDGET, UTILIZATIONS, DISBURSEMENTS AND BALANCES BY OBJECT OF EXPENDITURES
 (For Off-Budgetary Funds)
 As at the Quarter Ending June 30, 2020


Department :State Universities and Colleges (SUCs)
 Agency :Kalinga State University
 Operating Unit :<not applicable>
 Organization Code :08 019 0000000
 Funding Cluster :05 Internally Generated Funds
 (e.g. UACS Fund Cluster: 05-Internally Generated Funds and 06-Business Related Funds)


Particulars	UACS CODE	Approved Budget			Utilizations					Disbursements					Balances		
		Approved Budgeted Revenue	Adjustments (Reductions, Modifications/Augmentations)	Adjusted Budgeted Revenue	1st Quarter Ending March 31	2nd Quarter Ending June 30	3rd Quarter Ending Sept. 30	4th Quarter Ending Dec. 31	Total	1st Quarter Ending March 31	2nd Quarter Ending June 30	3rd Quarter Ending Sept. 30	4th Quarter Ending Dec. 31	Total	Unutilized Budget	Unpaid Utilizations	
																Due and Demandable	Not Yet Due and Demandable
1	2	3	4	5=[3+(-)4]	6	7	8	9	10=(6+7+8+9)	11	12	13	14	15=(11+12+13+14)	16=(5-10)	17	18
Printing and Publication Expenses	5029902000	165,000.00	0.00	165,000.00	7,200.00	0.00	0.00	0.00	7,200.00	7,200.00	0.00	0.00	0.00	7,200.00	157,800.00	0.00	0.00
Representation Expenses	5029903000	1,600,000.00	0.00	1,600,000.00	65,128.00	45,533.14	0.00	0.00	110,661.14	65,128.00	45,533.14	0.00	0.00	110,661.14	1,489,338.86	0.00	0.00
Representation Expenses	5029903000	1,600,000.00	0.00	1,600,000.00	65,128.00	45,533.14	0.00	0.00	110,661.14	65,128.00	45,533.14	0.00	0.00	110,661.14	1,489,338.86	0.00	0.00
Membership Dues and Contributions to Organizations	5029906000	200,000.00	0.00	200,000.00	0.00	0.00	0.00	0.00	0.00	0.00	0.00	0.00	0.00	0.00	200,000.00	0.00	0.00
Membership Dues and Contributions to Organizations	5029906000	200,000.00	0.00	200,000.00	0.00	0.00	0.00	0.00	0.00	0.00	0.00	0.00	0.00	0.00	200,000.00	0.00	0.00
Other Maintenance and Operating Expenses	5029999000	23,286,166.00	0.00	23,286,166.00	276,608.00	709,230.16	0.00	0.00	985,838.16	276,608.00	709,230.16	0.00	0.00	985,838.16	22,300,327.84	0.00	0.00
Other Maintenance and Operating Expenses	5029999099	23,286,166.00	0.00	23,286,166.00	276,608.00	709,230.16	0.00	0.00	985,838.16	276,608.00	709,230.16	0.00	0.00	985,838.16	22,300,327.84	0.00	0.00
Capital Outlays		18,150,000.00	0.00	18,150,000.00	0.00	4,470,798.58	0.00	0.00	4,470,798.58	0.00	4,470,798.58	0.00	0.00	4,470,798.58	13,679,201.42	0.00	0.00
Loans Outlay	5060200000	10,350,000.00	0.00	10,350,000.00	0.00	4,470,798.58	0.00	0.00	4,470,798.58	0.00	4,470,798.58	0.00	0.00	4,470,798.58	5,879,201.42	0.00	0.00
Loans Outlay - Others	5060299000	10,350,000.00	0.00	10,350,000.00	0.00	4,470,798.58	0.00	0.00	4,470,798.58	0.00	4,470,798.58	0.00	0.00	4,470,798.58	5,879,201.42	0.00	0.00
Loans Outlay - Others	5060299000	10,350,000.00	0.00	10,350,000.00	0.00	4,470,798.58	0.00	0.00	4,470,798.58	0.00	4,470,798.58	0.00	0.00	4,470,798.58	5,879,201.42	0.00	0.00
Property, Plant and Equipment Outlay	5060400000	7,800,000.00	0.00	7,800,000.00	0.00	0.00	0.00	0.00	0.00	0.00	0.00	0.00	0.00	0.00	7,800,000.00	0.00	0.00
Land Improvements Outlay	5060402000	1,000,000.00	0.00	1,000,000.00	0.00	0.00	0.00	0.00	0.00	0.00	0.00	0.00	0.00	0.00	1,000,000.00	0.00	0.00


SUMMARY OF APPROVED BUDGET, UTILIZATIONS, DISBURSEMENTS AND BALANCES BY OBJECT OF EXPENDITURES
(For Off-Budgetary Funds)
As at the Quarter Ending June 30, 2020


Department :State Universities and Colleges (SUCs)
 Agency :Kalinga State University
 Operating Unit :<not applicable>
 Organization Code :08 019 0000000
 Funding Cluster :05 Internally Generated Funds
 (e.g. UACS Fund Cluster: 05-Internally Generated Funds and 06-Business Related Funds)

Particulars	UACS CODE	Approved Budget			Utilizations					Disbursements					Balances		
		Approved Budgeted Revenue	Adjustments (Reductions, Modifications/Augmentations)	Adjusted Budgeted Revenue	1st Quarter Ending March 31	2nd Quarter Ending June 30	3rd Quarter Ending Sept. 30	4th Quarter Ending Dec. 31	Total	1st Quarter Ending March 31	2nd Quarter Ending June 30	3rd Quarter Ending Sept. 30	4th Quarter Ending Dec. 31	Total	Unused Budget	Unpaid Utilizations	
																Due and Demandable	Not Yet Due and Demandable
1	2	3	4	5=[3+(-)4]	6	7	8	9	10=(6+7+8+9)	11	12	13	14	15=(11+12+13+14)	16=(5-10)	17	18
Other Land Improvements	5060402099	1,000,000.00	0.00	1,000,000.00	0.00	0.00	0.00	0.00	0.00	0.00	0.00	0.00	0.00	0.00	1,000,000.00	0.00	0.00
Buildings and Other Structures	5060404000	5,800,000.00	0.00	5,800,000.00	0.00	0.00	0.00	0.00	0.00	0.00	0.00	0.00	0.00	0.00	5,800,000.00	0.00	0.00
Buildings	5060404001	5,800,000.00	0.00	5,800,000.00	0.00	0.00	0.00	0.00	0.00	0.00	0.00	0.00	0.00	0.00	5,800,000.00	0.00	0.00
Machinery and Equipment Outlay	5060405000	1,000,000.00	0.00	1,000,000.00	0.00	0.00	0.00	0.00	0.00	0.00	0.00	0.00	0.00	0.00	1,000,000.00	0.00	0.00
Other Machinery and Equipment	5060405099	1,000,000.00	0.00	1,000,000.00	0.00	0.00	0.00	0.00	0.00	0.00	0.00	0.00	0.00	0.00	1,000,000.00	0.00	0.00
GRAND TOTAL		59,130,546.00	0.00	59,130,546.00	1,588,626.87	5,442,937.73	0.00	0.00	7,031,564.60	1,588,626.87	5,442,937.73	0.00	0.00	7,031,564.60	52,098,981.40	0.00	0.00

Certified Correct:

ELSIE P. ANDRES
 Budget Officer
 Date: 2020-07-30

Certified Correct:

ARNOLD A. TANDING, CPA, MBA
 Accountant III
 Date: 2020-07-30

Recommending Approval:

DANILO T. BUEN, MBA
 Director, FMS
 Date: 2020-07-30

Approved By:

EDUARDO T. BAGTANG, CPA, DBM
 SUC President III
 Date: 2020-07-30

This report was generated using the Unified Reporting System on 30/07/2020 10:28 version.FAR2a.1.1 ; Status : SUBMITTED

SUMMARY OF APPROVED BUDGET, UTILIZATIONS, DISBURSEMENTS AND BALANCES BY OBJECT OF EXPENDITURES
(For Off-Budgetary Funds)
As at the Quarter Ending June 30, 2020

Department :State Universities and Colleges (SUCs)
 Agency :Kalinga State University
 Operating Unit :<not applicable>
 Organization Code :08 019 0000000
 Funding Cluster :06 Business Related Funds
 (e.g. UACS Fund Cluster: 01-Regular Agency Fund, 02-Foreign Assisted Projects Fund, 03-Special Account-Locally Funded/Domestic Grants Fund, and 04-Special Account-Foreign Assisted/Foreign Grants Fund)

Particulars	UACS CODE	Approved Budget			Utilizations					Disbursements					Balances		
		Approved Budgeted Revenue	Adjustments (Reductions, Modifications/ Augmentations)	Adjusted Budgeted Revenue	1st Quarter Ending March 31	2nd Quarter Ending June 30	3rd Quarter Ending Sept. 30	4th Quarter Ending Dec. 31	Total	1st Quarter Ending March 31	2nd Quarter Ending June 30	3rd Quarter Ending Sept. 30	4th Quarter Ending Dec. 31	Total	Unutilized Budget	Unpaid Utilizations	
																Due and Demandable	Not Yet Due and Demandable
1	2	3	4	5=[3+(-)4]	6	7	8	9	10=(6+7+8+9)	11	12	13	14	15=(11+12+13+14)	16=(5-10)	17	18
SUMMARY																	
A. Agency Specific Budget																	
Personnel Services		200,000.00	0.00	200,000.00	0.00	0.00	0.00	0.00	0.00	0.00	0.00	0.00	0.00	0.00	200,000.00	0.00	0.00
Other Personnel Benefits	5010400000	200,000.00	0.00	200,000.00	0.00	0.00	0.00	0.00	0.00	0.00	0.00	0.00	0.00	0.00	200,000.00	0.00	0.00
Other Personnel Benefits	5010499000	200,000.00	0.00	200,000.00	0.00	0.00	0.00	0.00	0.00	0.00	0.00	0.00	0.00	0.00	200,000.00	0.00	0.00
Other Personnel Benefits	5010499099	200,000.00	0.00	200,000.00	0.00	0.00	0.00	0.00	0.00	0.00	0.00	0.00	0.00	0.00	200,000.00	0.00	0.00
Maintenance and Other Operating Expenses		5,500,000.00	0.00	5,500,000.00	705,623.69	255,119.25	0.00	0.00	960,742.94	705,623.69	255,119.25	0.00	0.00	960,742.94	4,539,257.06	0.00	0.00
Supplies and Materials Expenses	5020300000	4,050,000.00	0.00	4,050,000.00	605,670.08	167,893.45	0.00	0.00	773,563.53	605,670.08	167,893.45	0.00	0.00	773,563.53	3,276,436.47	0.00	0.00
Office Supplies Expenses	5020301000	500,000.00	0.00	500,000.00	137,250.00	0.00	0.00	0.00	137,250.00	137,250.00	0.00	0.00	0.00	137,250.00	362,750.00	0.00	0.00
Office Supplies Expenses	5020301002	500,000.00	0.00	500,000.00	137,250.00	0.00	0.00	0.00	137,250.00	137,250.00	0.00	0.00	0.00	137,250.00	362,750.00	0.00	0.00
Fuel, Oil and Lubricants Expenses	5020309000	250,000.00	0.00	250,000.00	0.00	0.00	0.00	0.00	0.00	0.00	0.00	0.00	0.00	0.00	250,000.00	0.00	0.00
Fuel, Oil and Lubricants Expenses	5020309000	250,000.00	0.00	250,000.00	0.00	0.00	0.00	0.00	0.00	0.00	0.00	0.00	0.00	0.00	250,000.00	0.00	0.00
Agricultural and Marine Supplies Expenses	5020310000	1,000,000.00	0.00	1,000,000.00	61,234.00	40,143.45	0.00	0.00	101,377.45	61,234.00	40,143.45	0.00	0.00	101,377.45	898,622.55	0.00	0.00
Agricultural and Marine Supplies Expenses	5020310000	1,000,000.00	0.00	1,000,000.00	61,234.00	40,143.45	0.00	0.00	101,377.45	61,234.00	40,143.45	0.00	0.00	101,377.45	898,622.55	0.00	0.00
Other Supplies and Materials Expenses	5020399000	2,300,000.00	0.00	2,300,000.00	407,186.08	127,750.00	0.00	0.00	534,936.08	407,186.08	127,750.00	0.00	0.00	534,936.08	1,765,063.92	0.00	0.00

SUMMARY OF APPROVED BUDGET, UTILIZATIONS, DISBURSEMENTS AND BALANCES BY OBJECT OF EXPENDITURES
(For Off-Budgetary Funds)
As at the Quarter Ending June 30, 2020


Department :State Universities and Colleges (SUCs)
 Agency :Kalinga State University
 Operating Unit :<not applicable>
 Organization Code :08 019 0000000
 Funding Cluster :06 Business Related Funds
 (e.g. UACS Fund Cluster: 01-Regular Agency Fund, 02-Foreign Assisted Projects Fund, 03-Special Account-Locally Funded/Domestic Grants Fund, and 04-Special Account-Foreign Assisted/Foreign Grants Fund)


Particulars	UACS CODE	Approved Budget			Utilizations					Disbursements					Balances		
		Approved Budgeted Revenue	Adjustments (Reductions, Modifications/Augmentations)	Adjusted Budgeted Revenue	1st Quarter Ending March 31	2nd Quarter Ending June 30	3rd Quarter Ending Sept. 30	4th Quarter Ending Dec. 31	Total	1st Quarter Ending March 31	2nd Quarter Ending June 30	3rd Quarter Ending Sept. 30	4th Quarter Ending Dec. 31	Total	Unutilized Budget	Unpaid Utilizations	
																Due and Demandable	Not Yet Due and Demandable
1	2	3	4	5=[3+(-)4]	6	7	8	9	10=(6+7+8+9)	11	12	13	14	15=(11+12+13+14)	16=(5-10)	17	18
Other Supplies and Materials Expenses	5020399000	2,300,000.00	0.00	2,300,000.00	407,186.08	127,750.00	0.00	0.00	534,936.08	407,186.08	127,750.00	0.00	0.00	534,936.08	1,765,063.92	0.00	0.00
Utility Expenses	5020400000	200,000.00	0.00	200,000.00	0.00	0.00	0.00	0.00	0.00	0.00	0.00	0.00	0.00	0.00	200,000.00	0.00	0.00
Electricity Expenses	5020402000	200,000.00	0.00	200,000.00	0.00	0.00	0.00	0.00	0.00	0.00	0.00	0.00	0.00	0.00	200,000.00	0.00	0.00
Electricity Expenses	5020402000	200,000.00	0.00	200,000.00	0.00	0.00	0.00	0.00	0.00	0.00	0.00	0.00	0.00	0.00	200,000.00	0.00	0.00
General Services	5021200000	674,000.00	0.00	674,000.00	99,953.61	87,225.80	0.00	0.00	187,179.41	99,953.61	87,225.80	0.00	0.00	187,179.41	486,820.59	0.00	0.00
Other General Services	5021299000	674,000.00	0.00	674,000.00	99,953.61	87,225.80	0.00	0.00	187,179.41	99,953.61	87,225.80	0.00	0.00	187,179.41	486,820.59	0.00	0.00
Other General Services	5021299099	674,000.00	0.00	674,000.00	99,953.61	87,225.80	0.00	0.00	187,179.41	99,953.61	87,225.80	0.00	0.00	187,179.41	486,820.59	0.00	0.00
Repairs and Maintenance	5021300000	300,000.00	0.00	300,000.00	0.00	0.00	0.00	0.00	0.00	0.00	0.00	0.00	0.00	0.00	300,000.00	0.00	0.00
Repairs and Maintenance - Buildings and Other Structures	5021304000	300,000.00	0.00	300,000.00	0.00	0.00	0.00	0.00	0.00	0.00	0.00	0.00	0.00	0.00	300,000.00	0.00	0.00
Buildings	5021304001	300,000.00	0.00	300,000.00	0.00	0.00	0.00	0.00	0.00	0.00	0.00	0.00	0.00	0.00	300,000.00	0.00	0.00
Labor and Wages	5021600000	126,000.00	0.00	126,000.00	0.00	0.00	0.00	0.00	0.00	0.00	0.00	0.00	0.00	0.00	126,000.00	0.00	0.00
Labor and Wages	5021601000	126,000.00	0.00	126,000.00	0.00	0.00	0.00	0.00	0.00	0.00	0.00	0.00	0.00	0.00	126,000.00	0.00	0.00
Wages	5021601000	126,000.00	0.00	126,000.00	0.00	0.00	0.00	0.00	0.00	0.00	0.00	0.00	0.00	0.00	126,000.00	0.00	0.00
Other Maintenance and Operating Expenses	5029900000	150,000.00	0.00	150,000.00	0.00	0.00	0.00	0.00	0.00	0.00	0.00	0.00	0.00	0.00	150,000.00	0.00	0.00
Maintenance and Operating Expenses	5029999000	150,000.00	0.00	150,000.00	0.00	0.00	0.00	0.00	0.00	0.00	0.00	0.00	0.00	0.00	150,000.00	0.00	0.00
Other Maintenance and Operating Expenses	5029999099	150,000.00	0.00	150,000.00	0.00	0.00	0.00	0.00	0.00	0.00	0.00	0.00	0.00	0.00	150,000.00	0.00	0.00
Capital Outlays		1,300,000.00	0.00	1,300,000.00	0.00	0.00	0.00	0.00	0.00	0.00	0.00	0.00	0.00	0.00	1,300,000.00	0.00	0.00
Property, Plant and Equipment Outlay	5060400000	1,300,000.00	0.00	1,300,000.00	0.00	0.00	0.00	0.00	0.00	0.00	0.00	0.00	0.00	0.00	1,300,000.00	0.00	0.00


SUMMARY OF APPROVED BUDGET, UTILIZATIONS, DISBURSEMENTS AND BALANCES BY OBJECT OF EXPENDITURES
 (For Off-Budgetary Funds)
 As at the Quarter Ending June 30, 2020


Department :State Universities and Colleges (SUCs)
 Agency :Kalinga State University
 Operating Unit :<not applicable>
 Organization Code :08 019 0000000
 Funding Cluster :06 Business Related Funds
 (e.g. UACS Fund Cluster: 01-Regular Agency Fund, 02-Foreign Assisted Projects Fund, 03-Special Account-Locally Funded/Domestic Grants Fund, and 04-Special Account-Foreign Assisted/Foreign Grants Fund)

Particulars	UACS CODE	Approved Budget			Utilizations					Disbursements					Balances		
		Approved Budgeted Revenue	Adjustments (Reductions, Modifications/ Augmentations)	Adjusted Budgeted Revenue	1st Quarter Ending March 31	2nd Quarter Ending June 30	3rd Quarter Ending Sept. 30	4th Quarter Ending Dec. 31	Total	1st Quarter Ending March 31	2nd Quarter Ending June 30	3rd Quarter Ending Sept. 30	4th Quarter Ending Dec. 31	Total	Unutilized Budget	Unpaid Utilizations	
																Due and Demandable	Not Yet Due and Demandable
1	2	3	4	5=[3+(-)4]	6	7	8	9	10=(6+7+8+9)	11	12	13	14	15=(11+12+13+14)	16=(5-10)	17	18
Machinery and Equipment Outlay	5060405000	1,000,000.00	0.00	1,000,000.00	0.00	0.00	0.00	0.00	0.00	0.00	0.00	0.00	0.00	0.00	1,000,000.00	0.00	0.00
Information and Communication Technology Equipment	5060405003	500,000.00	0.00	500,000.00	0.00	0.00	0.00	0.00	0.00	0.00	0.00	0.00	0.00	0.00	500,000.00	0.00	0.00
Machinery and Equipment	5060405099	500,000.00	0.00	500,000.00	0.00	0.00	0.00	0.00	0.00	0.00	0.00	0.00	0.00	0.00	500,000.00	0.00	0.00
Furniture, Fixtures and Books Outlay	5060407000	300,000.00	0.00	300,000.00	0.00	0.00	0.00	0.00	0.00	0.00	0.00	0.00	0.00	0.00	300,000.00	0.00	0.00
Furniture and Fixtures	5060407001	300,000.00	0.00	300,000.00	0.00	0.00	0.00	0.00	0.00	0.00	0.00	0.00	0.00	0.00	300,000.00	0.00	0.00
GRAND TOTAL		7,000,000.00	0.00	7,000,000.00	705,623.69	255,119.25	0.00	0.00	960,742.94	705,623.69	255,119.25	0.00	0.00	960,742.94	6,039,257.06	0.00	0.00

Certified Correct:

ELSIE P. ANDRES
 Budget Officer
 Date: 2020-07-30

Certified Correct:

ARNOLD A. TANDINO, CPA, MBA
 Accountant III
 Date: 2020-07-30

Recommending Approval:

DANILO T. BUEN, MBA
 Director, FMS
 Date: 2020-07-30

Approved By:

EDUARDO T. BAGTANG, CPA, DBM
 SUC President III
 Date: 2020-07-30

This report was generated using the Unified Reporting System on 30/07/2020 10:29 version.FAR2a.1.1 ; Status : SUBMITTED

SUMMARY OF APPROVED BUDGET, UTILIZATIONS, DISBURSEMENTS AND BALANCES BY OBJECT OF EXPENDITURES
 (For Off-Budgetary Funds)
 As at the Quarter Ending June 30, 2020

Department :State Universities and Colleges (SUCs)
 Agency :Kalinga State University
 Operating Unit :<not applicable>
 Organization Code :08 019 0000000
 Funding Cluster :07 Trust Funds

(e.g. UACS Fund Cluster: 05-Internally Generated Funds and 06-Business Related Funds)


Particulars	UACS CODE	Approved Budget			Utilizations					Disbursements					Balances		
		Approved Budgeted Revenue	Adjustments (Reductions, Modifications/Augmentations)	Adjusted Budgeted Revenue	1st Quarter Ending March 31	2nd Quarter Ending June 30	3rd Quarter Ending Sept. 30	4th Quarter Ending Dec. 31	Total	1st Quarter Ending March 31	2nd Quarter Ending June 30	3rd Quarter Ending Sept. 30	4th Quarter Ending Dec. 31	Total	Unutilized Budget	Unpaid Utilizations	
																Due and Demandable	Not Yet Due and Demandable
1	2	3	4	5=[3+(-)4]	6	7	8	9	10=(6+7+8+9)	11	12	13	14	15=(11+12+13+14)	16=(5-10)	17	18
SUMMARY																	
A. Agency Specific Budget																	
Maintenance and Other Operating Expenses		7,016,904.31	27,986,580.00	35,003,484.31	929,639.42	25,948,735.77	0.00	0.00	26,878,375.19	929,639.42	25,948,735.77	0.00	0.00	26,878,375.19	8,125,109.12	0.00	0.00
Training and Scholarship Expenses	5020200000	898,495.20	27,986,580.00	28,885,075.20	441,352.50	25,542,330.37	0.00	0.00	25,983,682.87	441,352.50	25,542,330.37	0.00	0.00	25,983,682.87	2,901,392.33	0.00	0.00
Training and Scholarship Expenses	5020202000	898,495.20	27,986,580.00	28,885,075.20	441,352.50	25,542,330.37	0.00	0.00	25,983,682.87	441,352.50	25,542,330.37	0.00	0.00	25,983,682.87	2,901,392.33	0.00	0.00
Grants/Expenses	5020202000	898,495.20	27,986,580.00	28,885,075.20	441,352.50	25,542,330.37	0.00	0.00	25,983,682.87	441,352.50	25,542,330.37	0.00	0.00	25,983,682.87	2,901,392.33	0.00	0.00
Other Maintenance and Operating Expenses	5029900000	6,118,409.11	0.00	6,118,409.11	488,286.92	406,405.40	0.00	0.00	894,692.32	488,286.92	406,405.40	0.00	0.00	894,692.32	5,223,716.79	0.00	0.00
Maintenance and Operating Expenses	5029999000	6,118,409.11	0.00	6,118,409.11	488,286.92	406,405.40	0.00	0.00	894,692.32	488,286.92	406,405.40	0.00	0.00	894,692.32	5,223,716.79	0.00	0.00
Other Maintenance and Operating Expenses	5029999099	6,118,409.11	0.00	6,118,409.11	488,286.92	406,405.40	0.00	0.00	894,692.32	488,286.92	406,405.40	0.00	0.00	894,692.32	5,223,716.79	0.00	0.00
Capital Outlays		0.00	10,000,000.00	10,000,000.00	0.00	0.00	0.00	0.00	0.00	0.00	0.00	0.00	0.00	0.00	10,000,000.00	0.00	0.00
Property, Plant and Equipment Outlay	5060400000	0.00	10,000,000.00	10,000,000.00	0.00	0.00	0.00	0.00	0.00	0.00	0.00	0.00	0.00	0.00	10,000,000.00	0.00	0.00
Machinery and Equipment Outlay	5060405000	0.00	10,000,000.00	10,000,000.00	0.00	0.00	0.00	0.00	0.00	0.00	0.00	0.00	0.00	0.00	10,000,000.00	0.00	0.00

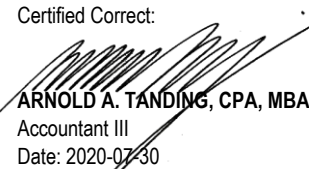
SUMMARY OF APPROVED BUDGET, UTILIZATIONS, DISBURSEMENTS AND BALANCES BY OBJECT OF EXPENDITURES
 (For Off-Budgetary Funds)
 As at the Quarter Ending June 30, 2020

Department :State Universities and Colleges (SUCs)
 Agency :Kalinga State University
 Operating Unit :<not applicable>
 Organization Code :08 019 0000000
 Funding Cluster :07 Trust Funds

(e.g. UACS Fund Cluster: 05-Internally Generated Funds and 06-Business Related Funds)


Particulars	UACS CODE	Approved Budget			Utilizations					Disbursements					Balances		
		Approved Budgeted Revenue	Adjustments (Reductions, Modifications/ Augmentations)	Adjusted Budgeted Revenue	1st Quarter Ending March 31	2nd Quarter Ending June 30	3rd Quarter Ending Sept. 30	4th Quarter Ending Dec. 31	Total	1st Quarter Ending March 31	2nd Quarter Ending June 30	3rd Quarter Ending Sept. 30	4th Quarter Ending Dec. 31	Total	Unutilized Budget	Unpaid Utilizations	
																Due and Demandable	Not Yet Due and Demandable
1	2	3	4	5=[3+(-)4]	6	7	8	9	10=(6+7+8+9)	11	12	13	14	15=(11+12+13+14)	16=(5-10)	17	18
Machinery and Equipment	5060405099	0.00	10,000,000.00	10,000,000.00	0.00	0.00	0.00	0.00	0.00	0.00	0.00	0.00	0.00	0.00	10,000,000.00	0.00	0.00
GRAND TOTAL		7,016,904.31	37,986,580.00	45,003,484.31	929,639.42	25,948,735.77	0.00	0.00	26,878,375.19	929,639.42	25,948,735.77	0.00	0.00	26,878,375.19	18,125,109.12	0.00	0.00

Certified Correct:

ELSIE P. ANDRES
 Budget Officer
 Date: 2020-07-30

Certified Correct:

ARNOLD A. TANDING, CPA, MBA
 Accountant III
 Date: 2020-07-30

Recommending Approval:

DANILO T. BUEN, MBA
 Director, FMS
 Date: 2020-07-30

Approved By:

EDUARDO T. BACTANG, CPA, DBM
 SUC President III
 Date: 2020-07-30

This report was generated using the Unified Reporting System on 30/07/2020 10:30 version.FAR2a.1.1 ; Status : SUBMITTED