

STATEMENT OF APPROVED BUDGET, UTILIZATIONS, DISBURSEMENTS AND BALANCES
 (For Off-Budgetary Funds)
 As at the Quarter Ending June 30, 2021

Department :State Universities and Colleges (SUCs)
 Agency :Kalinga State University
 Operating Unit :<not applicable>
 Organization Code :08 019 0000000
 Funding Cluster :05 Internally Generated Funds
 (e.g. UACS Fund Cluster: 05-Internally Generated Funds and 06-Business Related Funds)

Particulars	UACS CODE	Approved Budget			Utilizations					Disbursements					Balances		
		Approved Budgeted Revenue	Adjustments (Reductions, Modifications/Augmentations)	Adjusted Budgeted Revenue	1st Quarter Ending March 31	2nd Quarter Ending June 30	3rd Quarter Ending Sept. 30	4th Quarter Ending Dec. 31	Total	1st Quarter Ending March 31	2nd Quarter Ending June 30	3rd Quarter Ending Sept. 30	4th Quarter Ending Dec. 31	Total	Unutilized Budget	Unpaid Utilizations	
																Due and Demandable	Not Yet Due and Demandable
1	2	3	4	5=[3+(-)4]	6	7	8	9	10=(6+7+8+9)	11	12	13	14	15=(11+12+13+14)	16=(5-10)	17	18
General Administration and Support	1000000000000000	27,375,565.00	16,746,649.21	44,122,214.21	1,466,353.08	11,403,097.77	0.00	0.00	12,869,450.85	1,466,353.08	9,261,597.33	0.00	0.00	10,727,950.41	31,252,763.36	0.00	2,141,500.44
General Management and Supervision	1000001000010000	27,375,565.00	16,746,649.21	44,122,214.21	1,466,353.08	11,403,097.77	0.00	0.00	12,869,450.85	1,466,353.08	9,261,597.33	0.00	0.00	10,727,950.41	31,252,763.36	0.00	2,141,500.44
MOOE		7,203,265.00	1,314,919.86	8,518,184.86	468,904.54	1,292,992.47	0.00	0.00	1,761,897.01	468,904.54	1,292,992.47	0.00	0.00	1,761,897.01	6,756,287.85	0.00	0.00
CO		20,172,300.00	15,431,729.35	35,604,029.35	997,448.54	10,110,105.30	0.00	0.00	11,107,553.84	997,448.54	7,968,604.86	0.00	0.00	8,966,053.40	24,496,475.51	0.00	2,141,500.44
Sub-Total, General Administration and Support		27,375,565.00	16,746,649.21	44,122,214.21	1,466,353.08	11,403,097.77	0.00	0.00	12,869,450.85	1,466,353.08	9,261,597.33	0.00	0.00	10,727,950.41	31,252,763.36	0.00	2,141,500.44
PS		0.00	0.00	0.00	0.00	0.00	0.00	0.00	0.00	0.00	0.00	0.00	0.00	0.00	0.00	0.00	0.00
MOOE		7,203,265.00	1,314,919.86	8,518,184.86	468,904.54	1,292,992.47	0.00	0.00	1,761,897.01	468,904.54	1,292,992.47	0.00	0.00	1,761,897.01	6,756,287.85	0.00	0.00
FinEx (if Applicable)		0.00	0.00	0.00	0.00	0.00	0.00	0.00	0.00	0.00	0.00	0.00	0.00	0.00	0.00	0.00	0.00
CO		20,172,300.00	15,431,729.35	35,604,029.35	997,448.54	10,110,105.30	0.00	0.00	11,107,553.84	997,448.54	7,968,604.86	0.00	0.00	8,966,053.40	24,496,475.51	0.00	2,141,500.44
Support to Operations	2000000000000000	150,000.00	0.00	150,000.00	0.00	0.00	0.00	0.00	0.00	0.00	0.00	0.00	0.00	0.00	150,000.00	0.00	0.00
Auxiliary Services	2000001000010000	150,000.00	0.00	150,000.00	0.00	0.00	0.00	0.00	0.00	0.00	0.00	0.00	0.00	0.00	150,000.00	0.00	0.00
MOOE		150,000.00	0.00	150,000.00	0.00	0.00	0.00	0.00	0.00	0.00	0.00	0.00	0.00	0.00	150,000.00	0.00	0.00
Sub-Total, Support to Operations		150,000.00	0.00	150,000.00	0.00	0.00	0.00	0.00	0.00	0.00	0.00	0.00	0.00	0.00	150,000.00	0.00	0.00
PS		0.00	0.00	0.00	0.00	0.00	0.00	0.00	0.00	0.00	0.00	0.00	0.00	0.00	0.00	0.00	0.00
MOOE		150,000.00	0.00	150,000.00	0.00	0.00	0.00	0.00	0.00	0.00	0.00	0.00	0.00	0.00	150,000.00	0.00	0.00
FinEx (if Applicable)		0.00	0.00	0.00	0.00	0.00	0.00	0.00	0.00	0.00	0.00	0.00	0.00	0.00	0.00	0.00	0.00
CO		0.00	0.00	0.00	0.00	0.00	0.00	0.00	0.00	0.00	0.00	0.00	0.00	0.00	0.00	0.00	0.00
Operations	3000000000000000	34,474,435.00	16,689,868.83	51,164,303.83	813,945.99	7,551,542.61	0.00	0.00	8,365,488.60	813,945.99	7,551,542.61	0.00	0.00	8,365,488.60	42,798,815.23	0.00	0.00

STATEMENT OF APPROVED BUDGET, UTILIZATIONS, DISBURSEMENTS AND BALANCES
(For Off-Budgetary Funds)
As at the Quarter Ending June 30, 2021


Department :State Universities and Colleges (SUCs)
 Agency :Kalinga State University
 Operating Unit :<not applicable>
 Organization Code :08 019 0000000
 Funding Cluster :05 Internally Generated Funds
 (e.g. UACS Fund Cluster: 05-Internally Generated Funds and 06-Business Related Funds)


Particulars	UACS CODE	Approved Budget			Utilizations					Disbursements					Balances		
		Approved Budgeted Revenue	Adjustments (Reductions, Modifications/ Augmentations)	Adjusted Budgeted Revenue	1st Quarter Ending March 31	2nd Quarter Ending June 30	3rd Quarter Ending Sept. 30	4th Quarter Ending Dec. 31	Total	1st Quarter Ending March 31	2nd Quarter Ending June 30	3rd Quarter Ending Sept. 30	4th Quarter Ending Dec. 31	Total	Unutilized Budget	Unpaid Utilizations	
																Due and Demandable	Not Yet Due and Demandable
1	2	3	4	5=[3+(-)4]	6	7	8	9	10=(6+7+8+9)	11	12	13	14	15=(11+12+13+14)	16=(5-10)	17	18
OO : Relevant and quality tertiary education ensured to achieve inclusive growth and access of deserving but poor students to quality tertiary education increased	3100000000000000	32,789,435.00	16,238,869.68	49,028,304.68	737,119.50	7,176,919.56	0.00	0.00	7,914,039.06	737,119.50	7,176,919.56	0.00	0.00	7,914,039.06	41,114,265.62	0.00	0.00
HIGHER EDUCATION PROGRAM	3101000000000000	32,789,435.00	16,238,869.68	49,028,304.68	737,119.50	7,176,919.56	0.00	0.00	7,914,039.06	737,119.50	7,176,919.56	0.00	0.00	7,914,039.06	41,114,265.62	0.00	0.00
Provision of Higher Education Services	310100100002000	32,789,435.00	16,238,869.68	49,028,304.68	737,119.50	7,176,919.56	0.00	0.00	7,914,039.06	737,119.50	7,176,919.56	0.00	0.00	7,914,039.06	41,114,265.62	0.00	0.00
MOOE		32,789,435.00	16,238,869.68	49,028,304.68	737,119.50	7,176,919.56	0.00	0.00	7,914,039.06	737,119.50	7,176,919.56	0.00	0.00	7,914,039.06	41,114,265.62	0.00	0.00
OO : Higher education research improved to promote economic productivity and innovation	3200000000000000	950,000.00	234,186.76	1,184,186.76	66,830.49	292,100.51	0.00	0.00	358,931.00	66,830.49	292,100.51	0.00	0.00	358,931.00	825,255.76	0.00	0.00
RESEARCH PROGRAM	3202000000000000	950,000.00	234,186.76	1,184,186.76	66,830.49	292,100.51	0.00	0.00	358,931.00	66,830.49	292,100.51	0.00	0.00	358,931.00	825,255.76	0.00	0.00
Conduct of Research Services	320200100001000	950,000.00	234,186.76	1,184,186.76	66,830.49	292,100.51	0.00	0.00	358,931.00	66,830.49	292,100.51	0.00	0.00	358,931.00	825,255.76	0.00	0.00
MOOE		950,000.00	234,186.76	1,184,186.76	66,830.49	292,100.51	0.00	0.00	358,931.00	66,830.49	292,100.51	0.00	0.00	358,931.00	825,255.76	0.00	0.00
OO : Community engagement increased	3300000000000000	735,000.00	216,812.39	951,812.39	9,996.00	82,522.54	0.00	0.00	92,518.54	9,996.00	82,522.54	0.00	0.00	92,518.54	859,293.85	0.00	0.00

STATEMENT OF APPROVED BUDGET, UTILIZATIONS, DISBURSEMENTS AND BALANCES
 (For Off-Budgetary Funds)
 As at the Quarter Ending June 30, 2021

Department :State Universities and Colleges (SUCs)
 Agency :Kalinga State University
 Operating Unit :<not applicable>
 Organization Code :08 019 0000000
 Funding Cluster :05 Internally Generated Funds
 (e.g. UACS Fund Cluster: 05-Internally Generated Funds and 06-Business Related Funds)

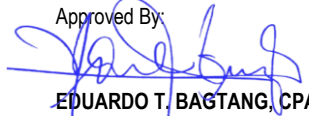
Particulars	UACS CODE	Approved Budget			Utilizations					Disbursements					Balances		
		Approved Budgeted Revenue	Adjustments (Reductions, Modifications/ Augmentations)	Adjusted Budgeted Revenue	1st Quarter Ending March 31	2nd Quarter Ending June 30	3rd Quarter Ending Sept. 30	4th Quarter Ending Dec. 31	Total	1st Quarter Ending March 31	2nd Quarter Ending June 30	3rd Quarter Ending Sept. 30	4th Quarter Ending Dec. 31	Total	Unutilized Budget	Unpaid Utilizations	
																Due and Demandable	Not Yet Due and Demandable
1	2	3	4	5=[3+(-)4]	6	7	8	9	10=(6+7+8+9)	11	12	13	14	15=(11+12+13+14)	16=(5-10)	17	18
TECHNICAL ADVISORY EXTENSION PROGRAM	3301000000000000	735,000.00	216,812.39	951,812.39	9,996.00	82,522.54	0.00	0.00	92,518.54	9,996.00	82,522.54	0.00	0.00	92,518.54	859,293.85	0.00	0.00
Provision of Extension Services	330100100001000	735,000.00	216,812.39	951,812.39	9,996.00	82,522.54	0.00	0.00	92,518.54	9,996.00	82,522.54	0.00	0.00	92,518.54	859,293.85	0.00	0.00
MOOE		735,000.00	216,812.39	951,812.39	9,996.00	82,522.54	0.00	0.00	92,518.54	9,996.00	82,522.54	0.00	0.00	92,518.54	859,293.85	0.00	0.00
Sub-Total, Operations		34,474,435.00	16,689,868.83	51,164,303.83	813,945.99	7,551,542.61	0.00	0.00	8,365,488.60	813,945.99	7,551,542.61	0.00	0.00	8,365,488.60	42,798,815.23	0.00	0.00
PS		0.00	0.00	0.00	0.00	0.00	0.00	0.00	0.00	0.00	0.00	0.00	0.00	0.00	0.00	0.00	0.00
MOOE		34,474,435.00	16,689,868.83	51,164,303.83	813,945.99	7,551,542.61	0.00	0.00	8,365,488.60	813,945.99	7,551,542.61	0.00	0.00	8,365,488.60	42,798,815.23	0.00	0.00
FinEx (if Applicable)		0.00	0.00	0.00	0.00	0.00	0.00	0.00	0.00	0.00	0.00	0.00	0.00	0.00	0.00	0.00	0.00
CO		0.00	0.00	0.00	0.00	0.00	0.00	0.00	0.00	0.00	0.00	0.00	0.00	0.00	0.00	0.00	0.00
GRAND TOTAL		62,000,000.00	33,436,518.04	95,436,518.04	2,280,299.07	18,954,640.38	0.00	0.00	21,234,939.45	2,280,299.07	16,813,139.94	0.00	0.00	19,093,439.01	74,201,578.59	0.00	2,141,500.44
PS		0.00	0.00	0.00	0.00	0.00	0.00	0.00	0.00	0.00	0.00	0.00	0.00	0.00	0.00	0.00	0.00
MOOE		41,827,700.00	18,004,788.69	59,832,488.69	1,282,850.53	8,844,535.08	0.00	0.00	10,127,385.61	1,282,850.53	8,844,535.08	0.00	0.00	10,127,385.61	49,705,103.08	0.00	0.00
FinEx (if Applicable)		0.00	0.00	0.00	0.00	0.00	0.00	0.00	0.00	0.00	0.00	0.00	0.00	0.00	0.00	0.00	0.00
CO		20,172,300.00	15,431,729.35	35,604,029.35	997,448.54	10,110,105.30	0.00	0.00	11,107,553.84	997,448.54	7,968,604.86	0.00	0.00	8,966,053.40	24,496,475.51	0.00	2,141,500.44

Certified Correct:

ELSIE P. ANDRES
 Budget Officer
 Date: 2021-07-05 10:37:43

Certified Correct:

ARNOLD A. TANDING, CPA, MBA
 Accountant III
 Date: 2021-07-05 10:37:43

Recommending Approval:

DANILO T. BUEN, MBA
 Director, FMS
 Date: 2021-07-05 10:38:38


Approved By:

EDUARDO T. BAGTANG, CPA, DBM
 SUC President III
 Date: 2021-07-05 10:39:47

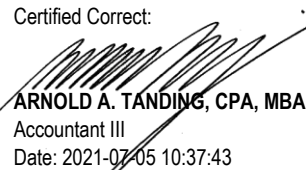
STATEMENT OF APPROVED BUDGET, UTILIZATIONS, DISBURSEMENTS AND BALANCES
(For Off-Budgetary Funds)
As at the Quarter Ending June 30, 2021

Department :State Universities and Colleges (SUCs)
 Agency :Kalinga State University
 Operating Unit :<not applicable>
 Organization Code :08 019 0000000
 Funding Cluster :06 Business Related Funds

(e.g. UACS Fund Cluster: 01-Regular Agency Fund, 02-Foreign Assisted Projects Fund, 03-Special Account-Locally Funded/Domestic Grants Fund, and 04-Special Account-Foreign Assisted/Foreign Grants Fund)

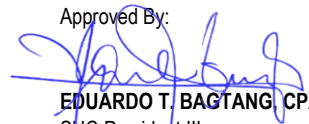
Particulars	UACS CODE	Approved Budget			Utilizations					Disbursements					Balances		
		Approved Budgeted Revenue	Adjustments (Reductions, Modifications/ Augmentations)	Adjusted Budgeted Revenue	1st Quarter Ending March 31	2nd Quarter Ending June 30	3rd Quarter Ending Sept. 30	4th Quarter Ending Dec. 31	Total	1st Quarter Ending March 31	2nd Quarter Ending June 30	3rd Quarter Ending Sept. 30	4th Quarter Ending Dec. 31	Total	Unused Budget	Unpaid Utilizations	
																Due and Demandable	Not Yet Due and Demandable
1	2	3	4	5=[3+(-)4]	6	7	8	9	10=(6+7+8+9)	11	12	13	14	15=(11+12+13+14)	16=(5-10)	17	18
Support to Operations	2000000000000000	8,000,000.00	472,719.44	8,472,719.44	611,009.65	1,071,071.43	0.00	0.00	1,682,081.08	611,009.65	1,071,071.43	0.00	0.00	1,682,081.08	6,790,638.36	0.00	0.00
Auxiliary Services	200000100001000	8,000,000.00	472,719.44	8,472,719.44	611,009.65	1,071,071.43	0.00	0.00	1,682,081.08	611,009.65	1,071,071.43	0.00	0.00	1,682,081.08	6,790,638.36	0.00	0.00
MOOE		6,000,000.00	0.00	6,000,000.00	611,009.65	828,571.43	0.00	0.00	1,439,581.08	611,009.65	828,571.43	0.00	0.00	1,439,581.08	4,560,418.92	0.00	0.00
CO		2,000,000.00	472,719.44	2,472,719.44	0.00	242,500.00	0.00	0.00	242,500.00	0.00	242,500.00	0.00	0.00	242,500.00	2,230,219.44	0.00	0.00
Sub-Total, Support to Operations		8,000,000.00	472,719.44	8,472,719.44	611,009.65	1,071,071.43	0.00	0.00	1,682,081.08	611,009.65	1,071,071.43	0.00	0.00	1,682,081.08	6,790,638.36	0.00	0.00
PS		0.00	0.00	0.00	0.00	0.00	0.00	0.00	0.00	0.00	0.00	0.00	0.00	0.00	0.00	0.00	0.00
MOOE		6,000,000.00	0.00	6,000,000.00	611,009.65	828,571.43	0.00	0.00	1,439,581.08	611,009.65	828,571.43	0.00	0.00	1,439,581.08	4,560,418.92	0.00	0.00
FinEx (if Applicable)		0.00	0.00	0.00	0.00	0.00	0.00	0.00	0.00	0.00	0.00	0.00	0.00	0.00	0.00	0.00	0.00
CO		2,000,000.00	472,719.44	2,472,719.44	0.00	242,500.00	0.00	0.00	242,500.00	0.00	242,500.00	0.00	0.00	242,500.00	2,230,219.44	0.00	0.00
									1,682,081.08								
GRAND TOTAL		8,000,000.00	472,719.44	8,472,719.44	611,009.65	1,071,071.43	0.00	0.00	1,682,081.08	611,009.65	1,071,071.43	0.00	0.00	1,682,081.08	6,790,638.36	0.00	0.00
PS		0.00	0.00	0.00	0.00	0.00	0.00	0.00	0.00	0.00	0.00	0.00	0.00	0.00	0.00	0.00	0.00
MOOE		6,000,000.00	0.00	6,000,000.00	611,009.65	828,571.43	0.00	0.00	1,439,581.08	611,009.65	828,571.43	0.00	0.00	1,439,581.08	4,560,418.92	0.00	0.00
FinEx (if Applicable)		0.00	0.00	0.00	0.00	0.00	0.00	0.00	0.00	0.00	0.00	0.00	0.00	0.00	0.00	0.00	0.00
CO		2,000,000.00	472,719.44	2,472,719.44	0.00	242,500.00	0.00	0.00	242,500.00	0.00	242,500.00	0.00	0.00	242,500.00	2,230,219.44	0.00	0.00

Certified Correct:

ELSIE P. ANDRES
 Budget Officer
 Date: 2021-07-05 10:37:43

Certified Correct:

ARNOLD A. TANDING, CPA, MBA
 Accountant III
 Date: 2021-07-05 10:37:43

Recommending Approval:

DANILO T. BUEN, MBA
 Director, FMS
 Date: 2021-07-05 10:38:38

Approved By:

EDUARDO T. BAGTANG, CPA, DBM
 SUC President III
 Date: 2021-07-05 10:39:47

This report was generated using the Unified Reporting System on 05/07/2021 03:16 version.FAR2.1.1 ; Status : SUBMITTED

SUMMARY OF APPROVED BUDGET, UTILIZATIONS, DISBURSEMENTS AND BALANCES BY OBJECT OF EXPENDITURES
(For Off-Budgetary Funds)
As at the Quarter Ending June 30, 2021

Department :State Universities and Colleges (SUCs)
 Agency :Kalinga State University
 Operating Unit :<not applicable>
 Organization Code :08 019 0000000
 Funding Cluster :05 Internally Generated Funds
 (e.g. UACS Fund Cluster: 05-Internally Generated Funds and 06-Business Related Funds)

Particulars	UACS CODE	Approved Budget			Utilizations					Disbursements					Balances		
		Approved Budgeted Revenue	Adjustments (Reductions, Modifications/Augmentations)	Adjusted Budgeted Revenue	1st Quarter Ending March 31	2nd Quarter Ending June 30	3rd Quarter Ending Sept. 30	4th Quarter Ending Dec. 31	Total	1st Quarter Ending March 31	2nd Quarter Ending June 30	3rd Quarter Ending Sept. 30	4th Quarter Ending Dec. 31	Total	Unutilized Budget	Unpaid Utilizations	
																Due and Demandable	Not Yet Due and Demandable
1	2	3	4	5=[3+(-)4]	6	7	8	9	10=(6+7+8+9)	11	12	13	14	15=(11+12+13+14)	16=(5-10)	17	18
SUMMARY																	
A. AGENCY SPECIFIC BUDGET																	
Maintenance and Other Operating Expenses		41,827,700.00	18,004,788.69	59,832,488.69	1,282,850.53	8,844,535.08	0.00	0.00	10,127,385.61	1,282,850.53	8,844,535.08	0.00	0.00	10,127,385.61	49,705,103.08	0.00	0.00
Traveling Expenses	502010000	2,050,000.00	0.00	2,050,000.00	6,900.00	0.00	0.00	0.00	6,900.00	6,900.00	0.00	0.00	0.00	6,900.00	2,043,100.00	0.00	0.00
Traveling Expenses - Local	5020101000	1,450,000.00	0.00	1,450,000.00	6,900.00	0.00	0.00	0.00	6,900.00	6,900.00	0.00	0.00	0.00	6,900.00	1,443,100.00	0.00	0.00
Expenses - Local	5020101000	1,450,000.00	0.00	1,450,000.00	6,900.00	0.00	0.00	0.00	6,900.00	6,900.00	0.00	0.00	0.00	6,900.00	1,443,100.00	0.00	0.00
Traveling Expenses - Foreign	5020102000	600,000.00	0.00	600,000.00	0.00	0.00	0.00	0.00	0.00	0.00	0.00	0.00	0.00	0.00	600,000.00	0.00	0.00
Traveling Expenses - Foreign	5020102000	600,000.00	0.00	600,000.00	0.00	0.00	0.00	0.00	0.00	0.00	0.00	0.00	0.00	0.00	600,000.00	0.00	0.00
Training and Scholarship Expenses	5020200000	700,000.00	4,000.00	704,000.00	0.00	4,000.00	0.00	0.00	4,000.00	0.00	4,000.00	0.00	0.00	4,000.00	700,000.00	0.00	0.00
Training Expenses	5020201000	700,000.00	4,000.00	704,000.00	0.00	4,000.00	0.00	0.00	4,000.00	0.00	4,000.00	0.00	0.00	4,000.00	700,000.00	0.00	0.00
Training Expenses	5020201002	700,000.00	4,000.00	704,000.00	0.00	4,000.00	0.00	0.00	4,000.00	0.00	4,000.00	0.00	0.00	4,000.00	700,000.00	0.00	0.00
Supplies and Materials Expenses	5020300000	2,475,000.00	1,259,256.35	3,734,256.35	115,841.48	885,386.20	0.00	0.00	1,001,227.68	115,841.48	885,386.20	0.00	0.00	1,001,227.68	2,733,028.67	0.00	0.00
Office Supplies Expenses	5020301000	1,050,000.00	832,106.70	1,882,106.70	38,801.48	378,144.40	0.00	0.00	416,945.88	38,801.48	378,144.40	0.00	0.00	416,945.88	1,465,160.82	0.00	0.00
Office Supplies Expenses	5020301002	1,050,000.00	832,106.70	1,882,106.70	38,801.48	378,144.40	0.00	0.00	416,945.88	38,801.48	378,144.40	0.00	0.00	416,945.88	1,465,160.82	0.00	0.00
Accountable Forms Expenses	5020302000	125,000.00	0.00	125,000.00	3,000.00	3,000.00	0.00	0.00	6,000.00	3,000.00	3,000.00	0.00	0.00	6,000.00	119,000.00	0.00	0.00
Forms Expenses	5020302000	125,000.00	0.00	125,000.00	3,000.00	3,000.00	0.00	0.00	6,000.00	3,000.00	3,000.00	0.00	0.00	6,000.00	119,000.00	0.00	0.00
Fuel, Oil and Lubricants Expenses	5020309000	350,000.00	135,022.83	485,022.83	8,000.00	0.00	0.00	0.00	8,000.00	8,000.00	0.00	0.00	0.00	8,000.00	477,022.83	0.00	0.00

SUMMARY OF APPROVED BUDGET, UTILIZATIONS, DISBURSEMENTS AND BALANCES BY OBJECT OF EXPENDITURES
(For Off-Budgetary Funds)
As at the Quarter Ending June 30, 2021

Department :State Universities and Colleges (SUCs)
 Agency :Kalinga State University
 Operating Unit :<not applicable>
 Organization Code :08 019 0000000
 Funding Cluster :05 Internally Generated Funds

(e.g. UACS Fund Cluster: 05-Internally Generated Funds and 06-Business Related Funds)

Particulars	UACS CODE	Approved Budget			Utilizations					Disbursements					Balances		
		Approved Budgeted Revenue	Adjustments (Reductions, Modifications/Augmentations)	Adjusted Budgeted Revenue	1st Quarter Ending March 31	2nd Quarter Ending June 30	3rd Quarter Ending Sept. 30	4th Quarter Ending Dec. 31	Total	1st Quarter Ending March 31	2nd Quarter Ending June 30	3rd Quarter Ending Sept. 30	4th Quarter Ending Dec. 31	Total	Unutilized Budget	Unpaid Utilizations	
																Due and Demandable	Not Yet Due and Demandable
1	2	3	4	5=[3+(-)4]	6	7	8	9	10=(6+7+8+9)	11	12	13	14	15=(11+12+13+14)	16=(5-10)	17	18
SUMMARY																	
A. AGENCY SPECIFIC BUDGET																	
Fuel, Oil and Lubricants Expenses	5020309000	350,000.00	135,022.83	485,022.83	8,000.00	0.00	0.00	0.00	8,000.00	8,000.00	0.00	0.00	0.00	8,000.00	477,022.83	0.00	0.00
Other Supplies and Materials Expenses	5020399000	950,000.00	292,126.82	1,242,126.82	66,040.00	504,241.80	0.00	0.00	570,281.80	66,040.00	504,241.80	0.00	0.00	570,281.80	671,845.02	0.00	0.00
Other Supplies and Materials Expenses	5020399000	950,000.00	292,126.82	1,242,126.82	66,040.00	504,241.80	0.00	0.00	570,281.80	66,040.00	504,241.80	0.00	0.00	570,281.80	671,845.02	0.00	0.00
Utility Expenses	5020400000	870,000.00	0.00	870,000.00	0.00	0.00	0.00	0.00	0.00	0.00	0.00	0.00	0.00	0.00	870,000.00	0.00	0.00
Electricity Expenses	5020402000	870,000.00	0.00	870,000.00	0.00	0.00	0.00	0.00	0.00	0.00	0.00	0.00	0.00	0.00	870,000.00	0.00	0.00
Electricity Expenses	5020402000	870,000.00	0.00	870,000.00	0.00	0.00	0.00	0.00	0.00	0.00	0.00	0.00	0.00	0.00	870,000.00	0.00	0.00
Communication Expenses	5020500000	924,000.00	356,009.99	1,280,009.99	0.00	104,500.00	0.00	0.00	104,500.00	0.00	104,500.00	0.00	0.00	104,500.00	1,175,509.99	0.00	0.00
Telephone Expenses	5020502000	20,000.00	0.00	20,000.00	0.00	0.00	0.00	0.00	0.00	0.00	0.00	0.00	0.00	0.00	20,000.00	0.00	0.00
Mobile	5020502001	20,000.00	0.00	20,000.00	0.00	0.00	0.00	0.00	0.00	0.00	0.00	0.00	0.00	0.00	20,000.00	0.00	0.00
Internet Subscription Expenses	5020503000	900,000.00	356,009.99	1,256,009.99	0.00	103,000.00	0.00	0.00	103,000.00	0.00	103,000.00	0.00	0.00	103,000.00	1,153,009.99	0.00	0.00
Internet Subscription Expenses	5020503000	900,000.00	356,009.99	1,256,009.99	0.00	103,000.00	0.00	0.00	103,000.00	0.00	103,000.00	0.00	0.00	103,000.00	1,153,009.99	0.00	0.00
Cable, Satellite, Telegraph and Radio Expenses	5020504000	4,000.00	0.00	4,000.00	0.00	1,500.00	0.00	0.00	1,500.00	0.00	1,500.00	0.00	0.00	1,500.00	2,500.00	0.00	0.00
Telegraph and Radio Expenses	5020504000	4,000.00	0.00	4,000.00	0.00	1,500.00	0.00	0.00	1,500.00	0.00	1,500.00	0.00	0.00	1,500.00	2,500.00	0.00	0.00
Awards/Rewards and Prizes	5020600000	300,000.00	0.00	300,000.00	0.00	10,000.00	0.00	0.00	10,000.00	0.00	10,000.00	0.00	0.00	10,000.00	290,000.00	0.00	0.00
Prizes	5020602000	300,000.00	0.00	300,000.00	0.00	10,000.00	0.00	0.00	10,000.00	0.00	10,000.00	0.00	0.00	10,000.00	290,000.00	0.00	0.00
Prizes	5020602000	300,000.00	0.00	300,000.00	0.00	10,000.00	0.00	0.00	10,000.00	0.00	10,000.00	0.00	0.00	10,000.00	290,000.00	0.00	0.00

SUMMARY OF APPROVED BUDGET, UTILIZATIONS, DISBURSEMENTS AND BALANCES BY OBJECT OF EXPENDITURES
 (For Off-Budgetary Funds)
 As at the Quarter Ending June 30, 2021

Department :State Universities and Colleges (SUCs)
 Agency :Kalinga State University
 Operating Unit :<not applicable>
 Organization Code :08 019 0000000
 Funding Cluster :05 Internally Generated Funds

(e.g. UACS Fund Cluster: 05-Internally Generated Funds and 06-Business Related Funds)

Particulars	UACS CODE	Approved Budget			Utilizations					Disbursements					Balances		
		Approved Budgeted Revenue	Adjustments (Reductions, Modifications/ Augmentations)	Adjusted Budgeted Revenue	1st Quarter Ending March 31	2nd Quarter Ending June 30	3rd Quarter Ending Sept. 30	4th Quarter Ending Dec. 31	Total	1st Quarter Ending March 31	2nd Quarter Ending June 30	3rd Quarter Ending Sept. 30	4th Quarter Ending Dec. 31	Total	Unused Budget	Unpaid Utilizations	
																Due and Demandable	Not Yet Due and Demandable
1	2	3	4	5=[3+(-)4]	6	7	8	9	10=(6+7+8+9)	11	12	13	14	15=(11+12+13+14)	16=(5-10)	17	18
SUMMARY																	
A. AGENCY SPECIFIC BUDGET																	
Confidential, Intelligence and Extraordinary Expenses	502100000	100,000.00	0.00	100,000.00	0.00	0.00	0.00	0.00	0.00	0.00	0.00	0.00	0.00	0.00	100,000.00	0.00	0.00
Extraordinary and Miscellaneous Expenses	502100300	100,000.00	0.00	100,000.00	0.00	0.00	0.00	0.00	0.00	0.00	0.00	0.00	0.00	0.00	100,000.00	0.00	0.00
and Miscellaneous Expenses	502100300	100,000.00	0.00	100,000.00	0.00	0.00	0.00	0.00	0.00	0.00	0.00	0.00	0.00	0.00	100,000.00	0.00	0.00
Professional Services	502110000	200,000.00	0.00	200,000.00	0.00	0.00	0.00	0.00	0.00	0.00	0.00	0.00	0.00	0.00	200,000.00	0.00	0.00
Other Professional Services	502119900	200,000.00	0.00	200,000.00	0.00	0.00	0.00	0.00	0.00	0.00	0.00	0.00	0.00	0.00	200,000.00	0.00	0.00
Other Professional Services	502119900	200,000.00	0.00	200,000.00	0.00	0.00	0.00	0.00	0.00	0.00	0.00	0.00	0.00	0.00	200,000.00	0.00	0.00
General Services	502120000	6,093,700.00	828,412.82	6,922,112.82	704,990.01	1,475,410.23	0.00	0.00	2,180,400.24	704,990.01	1,475,410.23	0.00	0.00	2,180,400.24	4,741,712.58	0.00	0.00
Other General Services	502129900	6,093,700.00	828,412.82	6,922,112.82	704,990.01	1,475,410.23	0.00	0.00	2,180,400.24	704,990.01	1,475,410.23	0.00	0.00	2,180,400.24	4,741,712.58	0.00	0.00
Other General Services	502129909	6,093,700.00	828,412.82	6,922,112.82	704,990.01	1,475,410.23	0.00	0.00	2,180,400.24	704,990.01	1,475,410.23	0.00	0.00	2,180,400.24	4,741,712.58	0.00	0.00
Repairs and Maintenance	502130000	700,000.00	113,166.00	813,166.00	0.00	45,000.00	0.00	0.00	45,000.00	0.00	45,000.00	0.00	0.00	45,000.00	768,166.00	0.00	0.00
Repairs and Maintenance - Buildings and Other Structures	502130400	700,000.00	113,166.00	813,166.00	0.00	45,000.00	0.00	0.00	45,000.00	0.00	45,000.00	0.00	0.00	45,000.00	768,166.00	0.00	0.00
Buildings	5021304001	700,000.00	113,166.00	813,166.00	0.00	45,000.00	0.00	0.00	45,000.00	0.00	45,000.00	0.00	0.00	45,000.00	768,166.00	0.00	0.00
Taxes, Insurance Premiums and Other Fees	502150000	500,000.00	0.00	500,000.00	0.00	0.00	0.00	0.00	0.00	0.00	0.00	0.00	0.00	0.00	500,000.00	0.00	0.00
Taxes, Duties and Licenses	502150100	100,000.00	0.00	100,000.00	0.00	0.00	0.00	0.00	0.00	0.00	0.00	0.00	0.00	0.00	100,000.00	0.00	0.00
Taxes, Duties and Licenses	5021501001	100,000.00	0.00	100,000.00	0.00	0.00	0.00	0.00	0.00	0.00	0.00	0.00	0.00	0.00	100,000.00	0.00	0.00

SUMMARY OF APPROVED BUDGET, UTILIZATIONS, DISBURSEMENTS AND BALANCES BY OBJECT OF EXPENDITURES
 (For Off-Budgetary Funds)
 As at the Quarter Ending June 30, 2021

Department :State Universities and Colleges (SUCs)
 Agency :Kalinga State University
 Operating Unit :<not applicable>
 Organization Code :08 019 0000000
 Funding Cluster :05 Internally Generated Funds


(e.g. UACS Fund Cluster: 05-Internally Generated Funds and 06-Business Related Funds)

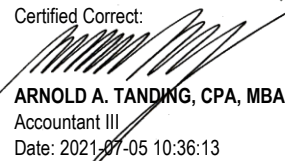
Particulars	UACS CODE	Approved Budget			Utilizations					Disbursements					Balances		
		Approved Budgeted Revenue	Adjustments (Reductions, Modifications/ Augmentations)	Adjusted Budgeted Revenue	1st Quarter Ending March 31	2nd Quarter Ending June 30	3rd Quarter Ending Sept. 30	4th Quarter Ending Dec. 31	Total	1st Quarter Ending March 31	2nd Quarter Ending June 30	3rd Quarter Ending Sept. 30	4th Quarter Ending Dec. 31	Total	Unutilized Budget	Unpaid Utilizations	
																Due and Demandable	Not Yet Due and Demandable
1	2	3	4	5=[3+(-)4]	6	7	8	9	10=(6+7+8+9)	11	12	13	14	15=(11+12+13+14)	16=(5-10)	17	18
SUMMARY																	
A. AGENCY SPECIFIC BUDGET																	
Expense	5021503000	400,000.00	0.00	400,000.00	0.00	0.00	0.00	0.00	0.00	0.00	0.00	0.00	0.00	0.00	400,000.00	0.00	0.00
Insurance Expense	5021503000	400,000.00	0.00	400,000.00	0.00	0.00	0.00	0.00	0.00	0.00	0.00	0.00	0.00	0.00	400,000.00	0.00	0.00
Other Maintenance and Operating Expenses	5029900000	26,915,000.00	15,443,943.53	42,358,943.53	455,119.04	6,320,238.65	0.00	0.00	6,775,357.69	455,119.04	6,320,238.65	0.00	0.00	6,775,357.69	35,583,585.84	0.00	0.00
Advertising Expenses	5029901000	20,000.00	0.00	20,000.00	0.00	0.00	0.00	0.00	0.00	0.00	0.00	0.00	0.00	0.00	20,000.00	0.00	0.00
Advertising Expenses	5029901000	20,000.00	0.00	20,000.00	0.00	0.00	0.00	0.00	0.00	0.00	0.00	0.00	0.00	0.00	20,000.00	0.00	0.00
Printing and Publication Expenses	5029902000	250,000.00	0.00	250,000.00	0.00	0.00	0.00	0.00	0.00	0.00	0.00	0.00	0.00	0.00	250,000.00	0.00	0.00
Printing and Publication Expenses	5029902000	250,000.00	0.00	250,000.00	0.00	0.00	0.00	0.00	0.00	0.00	0.00	0.00	0.00	0.00	250,000.00	0.00	0.00
Representation Expenses	5029903000	1,515,000.00	11,880.00	1,526,880.00	85,581.00	137,152.00	0.00	0.00	222,733.00	85,581.00	137,152.00	0.00	0.00	222,733.00	1,304,147.00	0.00	0.00
Representation Expenses	5029903000	1,515,000.00	11,880.00	1,526,880.00	85,581.00	137,152.00	0.00	0.00	222,733.00	85,581.00	137,152.00	0.00	0.00	222,733.00	1,304,147.00	0.00	0.00
Membership Dues and Contributions to Organizations	5029906000	200,000.00	0.00	200,000.00	0.00	0.00	0.00	0.00	0.00	0.00	0.00	0.00	0.00	0.00	200,000.00	0.00	0.00
Membership Dues and Contributions to Organizations	5029906000	200,000.00	0.00	200,000.00	0.00	0.00	0.00	0.00	0.00	0.00	0.00	0.00	0.00	0.00	200,000.00	0.00	0.00
Maintenance and Operating Expenses	5029999000	24,930,000.00	15,432,063.53	40,362,063.53	369,538.04	6,183,086.65	0.00	0.00	6,552,624.69	369,538.04	6,183,086.65	0.00	0.00	6,552,624.69	33,809,438.84	0.00	0.00
Other Maintenance and Operating Expenses	5029999099	24,930,000.00	15,432,063.53	40,362,063.53	369,538.04	6,183,086.65	0.00	0.00	6,552,624.69	369,538.04	6,183,086.65	0.00	0.00	6,552,624.69	33,809,438.84	0.00	0.00
Capital Outlays		20,172,300.00	15,431,729.35	35,604,029.35	997,448.54	10,110,105.30	0.00	0.00	11,107,553.84	997,448.54	7,968,604.86	0.00	0.00	8,966,053.40	24,496,475.51	0.00	2,141,500.44

SUMMARY OF APPROVED BUDGET, UTILIZATIONS, DISBURSEMENTS AND BALANCES BY OBJECT OF EXPENDITURES
 (For Off-Budgetary Funds)
 As at the Quarter Ending June 30, 2021

Department :State Universities and Colleges (SUCs)
 Agency :Kalinga State University
 Operating Unit :<not applicable>
 Organization Code :08 019 0000000
 Funding Cluster :05 Internally Generated Funds
 (e.g. UACS Fund Cluster: 05-Internally Generated Funds and 06-Business Related Funds)


Particulars	UACS CODE	Approved Budget			Utilizations					Disbursements					Balances		
		Approved Budgeted Revenue	Adjustments (Reductions, Modifications/ Augmentations)	Adjusted Budgeted Revenue	1st Quarter Ending March 31	2nd Quarter Ending June 30	3rd Quarter Ending Sept. 30	4th Quarter Ending Dec. 31	Total	1st Quarter Ending March 31	2nd Quarter Ending June 30	3rd Quarter Ending Sept. 30	4th Quarter Ending Dec. 31	Total	Unutilized Budget	Unpaid Utilizations	
																Due and Demandable	Not Yet Due and Demandable
1	2	3	4	5=[3+(-)4]	6	7	8	9	10=(6+7+8+9)	11	12	13	14	15=(11+12+13+14)	16=(5-10)	17	18
SUMMARY																	
A. AGENCY SPECIFIC BUDGET																	
Loans Outlay	506020000	10,000,000.00	310,700.65	10,310,700.65	997,448.54	3,161,135.80	0.00	0.00	4,158,584.34	997,448.54	3,161,135.80	0.00	0.00	4,158,584.34	6,152,116.31	0.00	0.00
Loans Outlay - Others	5060299000	10,000,000.00	310,700.65	10,310,700.65	997,448.54	3,161,135.80	0.00	0.00	4,158,584.34	997,448.54	3,161,135.80	0.00	0.00	4,158,584.34	6,152,116.31	0.00	0.00
Loans Outlay - Others	5060299000	10,000,000.00	310,700.65	10,310,700.65	997,448.54	3,161,135.80	0.00	0.00	4,158,584.34	997,448.54	3,161,135.80	0.00	0.00	4,158,584.34	6,152,116.31	0.00	0.00
Property, Plant and Equipment Outlay	506040000	10,172,300.00	15,121,028.70	25,293,328.70	0.00	6,948,969.50	0.00	0.00	6,948,969.50	0.00	4,807,469.06	0.00	0.00	4,807,469.06	18,344,359.20	0.00	2,141,500.44
Land Improvements Outlay	506040200	0.00	3,782,028.70	3,782,028.70	0.00	0.00	0.00	0.00	0.00	0.00	0.00	0.00	0.00	0.00	3,782,028.70	0.00	0.00
Other Land Improvements	5060402099	0.00	3,782,028.70	3,782,028.70	0.00	0.00	0.00	0.00	0.00	0.00	0.00	0.00	0.00	0.00	3,782,028.70	0.00	0.00
Buildings and Other Structures	5060404000	10,172,300.00	6,500,000.00	16,672,300.00	0.00	3,256,289.50	0.00	0.00	3,256,289.50	0.00	1,114,789.06	0.00	0.00	1,114,789.06	13,416,010.50	0.00	2,141,500.44
Buildings	5060404001	7,500,000.00	3,300,000.00	10,800,000.00	0.00	1,294,686.08	0.00	0.00	1,294,686.08	0.00	820,548.55	0.00	0.00	820,548.55	9,505,313.92	0.00	474,137.53
Other Structures	5060404099	2,672,300.00	3,200,000.00	5,872,300.00	0.00	1,961,603.42	0.00	0.00	1,961,603.42	0.00	294,240.51	0.00	0.00	294,240.51	3,910,696.58	0.00	#####
Machinery and Equipment Outlay	5060405000	0.00	1,000,000.00	1,000,000.00	0.00	0.00	0.00	0.00	0.00	0.00	0.00	0.00	0.00	0.00	1,000,000.00	0.00	0.00
Machinery and Equipment	5060405099	0.00	1,000,000.00	1,000,000.00	0.00	0.00	0.00	0.00	0.00	0.00	0.00	0.00	0.00	0.00	1,000,000.00	0.00	0.00
Transportation Equipment Outlay	5060406000	0.00	3,839,000.00	3,839,000.00	0.00	3,692,680.00	0.00	0.00	3,692,680.00	0.00	3,692,680.00	0.00	0.00	3,692,680.00	146,320.00	0.00	0.00
Motor Vehicles	5060406001	0.00	3,839,000.00	3,839,000.00	0.00	3,692,680.00	0.00	0.00	3,692,680.00	0.00	3,692,680.00	0.00	0.00	3,692,680.00	146,320.00	0.00	0.00
GRAND TOTAL		62,000,000.00	33,436,518.04	95,436,518.04	2,280,299.07	18,954,640.38	0.00	0.00	21,234,939.45	2,280,299.07	16,813,139.94	0.00	0.00	19,093,439.01	74,201,578.59	0.00	2,141,500.44

Certified Correct:

ELSIE P. ANDRES
 Budget Officer
 Date: 2021-07-05 10:36:13

Certified Correct:

ARNOLD A. TANDING, CPA, MBA
 Accountant III
 Date: 2021-07-05 10:36:13

Recommending Approval:

DANILO T. BUEN, MBA
 Director, FMS
 Date: 2021-07-05 10:38:56

Approved By:

EDUARDO T. BAGTANG, CPA, DBM
 SUC President III
 Date: 2021-07-05 10:42:06

This report was generated using the Unified Reporting System on 06/07/2021 01:01 version.FAR2a.1.1 ; Status : SUBMITTED

SUMMARY OF APPROVED BUDGET, UTILIZATIONS, DISBURSEMENTS AND BALANCES BY OBJECT OF EXPENDITURES
 (For Off-Budgetary Funds)
 As at the Quarter Ending June 30, 2021

Department :State Universities and Colleges (SUCs)
 Agency :Kalinga State University
 Operating Unit :<not applicable>
 Organization Code :08 019 0000000
 Funding Cluster :06 Business Related Funds

(e.g. UACS Fund Cluster: 01-Regular Agency Fund, 02-Foreign Assisted Projects Fund, 03-Special Account-Locally Funded/Domestic Grants Fund, and 04-Special Account-Foreign Assisted/Foreign Grants Fund)

Particulars	UACS CODE	Approved Budget			Utilizations					Disbursements					Balances		
		Approved Budgeted Revenue	Adjustments (Reductions, Modifications/Augmentations)	Adjusted Budgeted Revenue	1st Quarter Ending March 31	2nd Quarter Ending June 30	3rd Quarter Ending Sept. 30	4th Quarter Ending Dec. 31	Total	1st Quarter Ending March 31	2nd Quarter Ending June 30	3rd Quarter Ending Sept. 30	4th Quarter Ending Dec. 31	Total	Unutilized Budget	Unpaid Utilizations	
																Due and Demandable	Not Yet Due and Demandable
1	2	3	4	5=[3+(-)4]	6	7	8	9	10=(6+7+8+9)	11	12	13	14	15=(11+12+13+14)	16=(5-10)	17	18
SUMMARY																	
A. Agency Specific Budget																	
Maintenance and Other Operating Expenses		6,000,000.00	0.00	6,000,000.00	611,009.65	828,571.43	0.00	0.00	1,439,581.08	611,009.65	828,571.43	0.00	0.00	1,439,581.08	4,560,418.92	0.00	0.00
Supplies and Materials Expenses	5020300000	4,050,000.00	0.00	4,050,000.00	406,005.88	517,762.28	0.00	0.00	923,768.16	406,005.88	517,762.28	0.00	0.00	923,768.16	3,126,231.84	0.00	0.00
Office Supplies Expenses	5020301000	500,000.00	0.00	500,000.00	0.00	440,000.00	0.00	0.00	440,000.00	0.00	440,000.00	0.00	0.00	440,000.00	60,000.00	0.00	0.00
Office Supplies Expenses	5020301002	500,000.00	0.00	500,000.00	0.00	440,000.00	0.00	0.00	440,000.00	0.00	440,000.00	0.00	0.00	440,000.00	60,000.00	0.00	0.00
Fuel, Oil and Lubricants Expenses	5020309000	250,000.00	0.00	250,000.00	0.00	0.00	0.00	0.00	0.00	0.00	0.00	0.00	0.00	0.00	250,000.00	0.00	0.00
Fuel, Oil and Lubricants Expenses	5020309000	250,000.00	0.00	250,000.00	0.00	0.00	0.00	0.00	0.00	0.00	0.00	0.00	0.00	0.00	250,000.00	0.00	0.00
Other Supplies and Materials Expenses	5020399000	3,300,000.00	0.00	3,300,000.00	406,005.88	77,762.28	0.00	0.00	483,768.16	406,005.88	77,762.28	0.00	0.00	483,768.16	2,816,231.84	0.00	0.00
Other Supplies and Materials Expenses	5020399000	3,300,000.00	0.00	3,300,000.00	406,005.88	77,762.28	0.00	0.00	483,768.16	406,005.88	77,762.28	0.00	0.00	483,768.16	2,816,231.84	0.00	0.00
Utility Expenses	5020400000	200,000.00	0.00	200,000.00	0.00	0.00	0.00	0.00	0.00	0.00	0.00	0.00	0.00	0.00	200,000.00	0.00	0.00
Electricity Expenses	5020402000	200,000.00	0.00	200,000.00	0.00	0.00	0.00	0.00	0.00	0.00	0.00	0.00	0.00	0.00	200,000.00	0.00	0.00
Electricity Expenses	5020402000	200,000.00	0.00	200,000.00	0.00	0.00	0.00	0.00	0.00	0.00	0.00	0.00	0.00	0.00	200,000.00	0.00	0.00
Professional Services	5021100000	200,000.00	0.00	200,000.00	0.00	0.00	0.00	0.00	0.00	0.00	0.00	0.00	0.00	0.00	200,000.00	0.00	0.00
Other Professional Services	5021199000	200,000.00	0.00	200,000.00	0.00	0.00	0.00	0.00	0.00	0.00	0.00	0.00	0.00	0.00	200,000.00	0.00	0.00
Other Professional Services	5021199000	200,000.00	0.00	200,000.00	0.00	0.00	0.00	0.00	0.00	0.00	0.00	0.00	0.00	0.00	200,000.00	0.00	0.00
General Services	5021200000	824,000.00	0.00	824,000.00	192,246.05	287,885.63	0.00	0.00	480,131.68	192,246.05	287,885.63	0.00	0.00	480,131.68	343,868.32	0.00	0.00

SUMMARY OF APPROVED BUDGET, UTILIZATIONS, DISBURSEMENTS AND BALANCES BY OBJECT OF EXPENDITURES
 (For Off-Budgetary Funds)
 As at the Quarter Ending June 30, 2021

Department :State Universities and Colleges (SUCs)
 Agency :Kalinga State University
 Operating Unit :<not applicable>
 Organization Code :08 019 0000000
 Funding Cluster :06 Business Related Funds

(e.g. UACS Fund Cluster: 01-Regular Agency Fund, 02-Foreign Assisted Projects Fund, 03-Special Account-Locally Funded/Domestic Grants Fund, and 04-Special Account-Foreign Assisted/Foreign Grants Fund)


Particulars	UACS CODE	Approved Budget			Utilizations					Disbursements					Balances		
		Approved Budgeted Revenue	Adjustments (Reductions, Modifications/Augmentations)	Adjusted Budgeted Revenue	1st Quarter Ending March 31	2nd Quarter Ending June 30	3rd Quarter Ending Sept. 30	4th Quarter Ending Dec. 31	Total	1st Quarter Ending March 31	2nd Quarter Ending June 30	3rd Quarter Ending Sept. 30	4th Quarter Ending Dec. 31	Total	Unutilized Budget	Unpaid Utilizations	
																Due and Demandable	Not Yet Due and Demandable
1	2	3	4	5=[3+(-)4]	6	7	8	9	10=(6+7+8+9)	11	12	13	14	15=(11+12+13+14)	16=(5-10)	17	18
SUMMARY																	
A. Agency Specific Budget																	
Other General Services	5021299000	824,000.00	0.00	824,000.00	192,246.05	287,885.63	0.00	0.00	480,131.68	192,246.05	287,885.63	0.00	0.00	480,131.68	343,868.32	0.00	0.00
Other General Services	5021299099	824,000.00	0.00	824,000.00	192,246.05	287,885.63	0.00	0.00	480,131.68	192,246.05	287,885.63	0.00	0.00	480,131.68	343,868.32	0.00	0.00
Repairs and Maintenance	5021300000	300,000.00	0.00	300,000.00	0.00	0.00	0.00	0.00	0.00	0.00	0.00	0.00	0.00	0.00	300,000.00	0.00	0.00
Repairs and Maintenance - Buildings and Other Structures	5021304000	100,000.00	0.00	100,000.00	0.00	0.00	0.00	0.00	0.00	0.00	0.00	0.00	0.00	0.00	100,000.00	0.00	0.00
Buildings	5021304001	100,000.00	0.00	100,000.00	0.00	0.00	0.00	0.00	0.00	0.00	0.00	0.00	0.00	0.00	100,000.00	0.00	0.00
Repairs and Maintenance - Machinery and Equipment	5021305000	100,000.00	0.00	100,000.00	0.00	0.00	0.00	0.00	0.00	0.00	0.00	0.00	0.00	0.00	100,000.00	0.00	0.00
Machinery and Equipment	5021305099	100,000.00	0.00	100,000.00	0.00	0.00	0.00	0.00	0.00	0.00	0.00	0.00	0.00	0.00	100,000.00	0.00	0.00
Repairs and Maintenance - Transportation Equipment	5021306000	100,000.00	0.00	100,000.00	0.00	0.00	0.00	0.00	0.00	0.00	0.00	0.00	0.00	0.00	100,000.00	0.00	0.00
Motor Vehicles	5021306001	100,000.00	0.00	100,000.00	0.00	0.00	0.00	0.00	0.00	0.00	0.00	0.00	0.00	0.00	100,000.00	0.00	0.00
Labor and Wages	5021600000	126,000.00	0.00	126,000.00	0.00	22,923.52	0.00	0.00	22,923.52	0.00	22,923.52	0.00	0.00	22,923.52	103,076.48	0.00	0.00
Labor and Wages	5021601000	126,000.00	0.00	126,000.00	0.00	22,923.52	0.00	0.00	22,923.52	0.00	22,923.52	0.00	0.00	22,923.52	103,076.48	0.00	0.00
Wages	5021601000	126,000.00	0.00	126,000.00	0.00	22,923.52	0.00	0.00	22,923.52	0.00	22,923.52	0.00	0.00	22,923.52	103,076.48	0.00	0.00
Other Maintenance and Operating Expenses	5029900000	300,000.00	0.00	300,000.00	12,757.72	0.00	0.00	0.00	12,757.72	12,757.72	0.00	0.00	0.00	12,757.72	287,242.28	0.00	0.00
Maintenance and Operating Expenses	5029999000	300,000.00	0.00	300,000.00	12,757.72	0.00	0.00	0.00	12,757.72	12,757.72	0.00	0.00	0.00	12,757.72	287,242.28	0.00	0.00

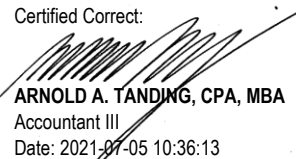
SUMMARY OF APPROVED BUDGET, UTILIZATIONS, DISBURSEMENTS AND BALANCES BY OBJECT OF EXPENDITURES
 (For Off-Budgetary Funds)
 As at the Quarter Ending June 30, 2021


Department :State Universities and Colleges (SUCs)
 Agency :Kalinga State University
 Operating Unit :<not applicable>
 Organization Code :08 019 0000000
 Funding Cluster :06 Business Related Funds


(e.g. UACS Fund Cluster: 01-Regular Agency Fund, 02-Foreign Assisted Projects Fund, 03-Special Account-Locally Funded/Domestic Grants Fund, and 04-Special Account-Foreign Assisted/Foreign Grants Fund)

Particulars	UACS CODE	Approved Budget			Utilizations					Disbursements					Balances		
		Approved Budgeted Revenue	Adjustments (Reductions, Modifications/Augmentations)	Adjusted Budgeted Revenue	1st Quarter Ending March 31	2nd Quarter Ending June 30	3rd Quarter Ending Sept. 30	4th Quarter Ending Dec. 31	Total	1st Quarter Ending March 31	2nd Quarter Ending June 30	3rd Quarter Ending Sept. 30	4th Quarter Ending Dec. 31	Total	Unutilized Budget	Unpaid Utilizations	
																Due and Demandable	Not Yet Due and Demandable
1	2	3	4	5=[3+(-)4]	6	7	8	9	10=(6+7+8+9)	11	12	13	14	15=(11+12+13+14)	16=(5-10)	17	18
SUMMARY																	
A. Agency Specific Budget																	
Other Maintenance and Operating Expenses	5029999099	300,000.00	0.00	300,000.00	12,757.72	0.00	0.00	0.00	12,757.72	12,757.72	0.00	0.00	0.00	12,757.72	287,242.28	0.00	0.00
Capital Outlays		2,000,000.00	472,719.44	2,472,719.44	0.00	242,500.00	0.00	0.00	242,500.00	0.00	242,500.00	0.00	0.00	242,500.00	2,230,219.44	0.00	0.00
Property, Plant and Equipment Outlay	5060400000	2,000,000.00	472,719.44	2,472,719.44	0.00	242,500.00	0.00	0.00	242,500.00	0.00	242,500.00	0.00	0.00	242,500.00	2,230,219.44	0.00	0.00
Land Improvements Outlay	5060402000	1,500,000.00	0.00	1,500,000.00	0.00	0.00	0.00	0.00	0.00	0.00	0.00	0.00	0.00	0.00	1,500,000.00	0.00	0.00
Other Land Improvements	5060402099	1,500,000.00	0.00	1,500,000.00	0.00	0.00	0.00	0.00	0.00	0.00	0.00	0.00	0.00	0.00	1,500,000.00	0.00	0.00
Machinery and Equipment Outlay	5060405000	500,000.00	472,719.44	972,719.44	0.00	242,500.00	0.00	0.00	242,500.00	0.00	242,500.00	0.00	0.00	242,500.00	730,219.44	0.00	0.00
Information and Communication Technology Equipment	5060405003	500,000.00	472,719.44	972,719.44	0.00	242,500.00	0.00	0.00	242,500.00	0.00	242,500.00	0.00	0.00	242,500.00	730,219.44	0.00	0.00
GRAND TOTAL		8,000,000.00	472,719.44	8,472,719.44	611,009.65	1,071,071.43	0.00	0.00	1,682,081.08	611,009.65	1,071,071.43	0.00	0.00	1,682,081.08	6,790,638.36	0.00	0.00

Certified Correct:

ELSIE P. ANDRES
 Budget Officer
 Date: 2021-07-05 10:36:13

Certified Correct:

ARNOLD A. TANDING, CPA, MBA
 Accountant III
 Date: 2021-07-05 10:36:13

Recommending Approval:

DANILO T. BUEN, MBA
 Director, FMS
 Date: 2021-07-05 10:38:56

Approved By:

EDUARDO T. BAGTANG, CPA, DBM
 SUC President III
 Date: 2021-07-05 10:42:06

This report was generated using the Unified Reporting System on 06/07/2021 02:30 version.FAR2a.1.1 ; Status : SUBMITTED