

STATEMENT OF APPROVED BUDGET, UTILIZATIONS, DISBURSEMENTS AND BALANCES FOR TRUST RECEIPTS

(for Implementing Agency use only)
As at the Quarter Ending June 30, 2020

Department : **State Universities and Colleges (SUCs)**
Agency : **Kalinga State University**
Operating Unit : **<not applicable>**
Organization Code: **08 019 0000000**
Funding Cluster: **07 - Trust Receipts**
(e.g. UACS Fund Cluster: 05-Internally Generated Funds and 06-Business Related Funds)

X	Inter Agency Fund Transfer
	Grants and Donations (Less than 12 months)

Source Agencies and Projects	UACS CODE	Approved Budget			Utilizations					Disbursements					Balances		
		Approved Budgeted Revenue	Adjustments (Reductions, Modifications/Augmentations)	Adjusted Budgeted Revenue	1st Quarter Ending March 31	2nd Quarter Ending June 30	3rd Quarter Ending Sept. 30	4th Quarter Ending Dec. 31	Total	1st Quarter Ending March 31	2nd Quarter Ending June 30	3rd Quarter Ending Sept. 30	4th Quarter Ending Dec. 31	Total	Unutilized Budget	Unpaid Utilizations	
																Due and Demandable	Not Yet Due and Demandable
1	2	3	4	5=[(3+(-)4)]	6	7	8	9	10=(6+7+8+9)	11	12	13	14	15=(11+12+13+14)	16	17	18
Department of Science and Technology (DOST)		550,000.00	0.00	550,000.00	0.00	0.00	0.00	0.00	0.00	0.00	0.00	0.00	0.00	0.00	550,000.00	0.00	0.00
Strengthening Silk Production in the Cordillera Region		550,000.00	0.00	550,000.00	0.00	0.00	0.00	0.00	0.00	0.00	0.00	0.00	0.00	0.00	550,000.00	0.00	0.00
PS		0.00	0.00	0.00	0.00	0.00	0.00	0.00	0.00	0.00	0.00	0.00	0.00	0.00	0.00	0.00	0.00
MOOE		550,000.00	0.00	550,000.00	0.00	0.00	0.00	0.00	0.00	0.00	0.00	0.00	0.00	0.00	550,000.00	0.00	0.00
CO		0.00	0.00	0.00	0.00	0.00	0.00	0.00	0.00	0.00	0.00	0.00	0.00	0.00	0.00	0.00	0.00
DOST-PCAARRD		847,123.71	0.00	847,123.71	0.00	0.00	0.00	38,384.53	38,384.53	0.00	0.00	0.00	38,384.53	38,384.53	808,739.18	0.00	0.00
Disaster Risk Reduction of Climate Change Impacts on Vulnerable Coffee Farms in Kalinga		847,123.71	0.00	847,123.71	0.00	0.00	0.00	38,384.53	38,384.53	0.00	0.00	0.00	38,384.53	38,384.53	808,739.18	0.00	0.00
PS		0.00	0.00	0.00	0.00	0.00	0.00	0.00	0.00	0.00	0.00	0.00	0.00	0.00	0.00	0.00	0.00
MOOE		847,123.71	0.00	847,123.71	0.00	0.00	0.00	38,384.53	38,384.53	0.00	0.00	0.00	38,384.53	38,384.53	808,739.18	0.00	0.00
CO		0.00	0.00	0.00	0.00	0.00	0.00	0.00	0.00	0.00	0.00	0.00	0.00	0.00	0.00	0.00	0.00
Department of Agriculture		1,621,545.23	0.00	1,621,545.23	146,690.24	155,430.00	71,901.68	1,227,461.90	1,601,483.82	146,690.24	155,430.00	71,901.68	1,227,461.90	1,601,483.82	20,061.41	0.00	0.00
Production of Coffee Seedlings		1,621,545.23	0.00	1,621,545.23	146,690.24	155,430.00	71,901.68	1,227,461.90	1,601,483.82	146,690.24	155,430.00	71,901.68	1,227,461.90	1,601,483.82	20,061.41	0.00	0.00
PS		0.00	0.00	0.00	0.00	0.00	0.00	0.00	0.00	0.00	0.00	0.00	0.00	0.00	0.00	0.00	0.00
MOOE		1,621,545.23	0.00	1,621,545.23	146,690.24	155,430.00	71,901.68	1,227,461.90	1,601,483.82	146,690.24	155,430.00	71,901.68	1,227,461.90	1,601,483.82	20,061.41	0.00	0.00
CO		0.00	0.00	0.00	0.00	0.00	0.00	0.00	0.00	0.00	0.00	0.00	0.00	0.00	0.00	0.00	0.00

STATEMENT OF APPROVED BUDGET, UTILIZATIONS, DISBURSEMENTS AND BALANCES FOR TRUST RECEIPTS

(for Implementing Agency use only)
As at the Quarter Ending June 30, 2020

Department : **State Universities and Colleges (SUCs)**
 Agency : **Kalinga State University**
 Operating Unit : **<not applicable>**
 Organization Code: **08 019 0000000**
 Funding Cluster: **07 - Trust Receipts**
 (e.g. UACS Fund Cluster: 05-Internally Generated Funds and 06-Business Related Funds)

X	Inter Agency Fund Transfer
	Grants and Donations (Less than 12 months)

Source Agencies and Projects	UACS CODE	Approved Budget			Utilizations					Disbursements					Balances		
		Approved Budgeted Revenue	Adjustments (Reductions, Modifications/Augmentations)	Adjusted Budgeted Revenue	1st Quarter Ending March 31	2nd Quarter Ending June 30	3rd Quarter Ending Sept. 30	4th Quarter Ending Dec. 31	Total	1st Quarter Ending March 31	2nd Quarter Ending June 30	3rd Quarter Ending Sept. 30	4th Quarter Ending Dec. 31	Total	Unutilized Budget	Unpaid Utilizations	
																Due and Demandable	Not Yet Due and Demandable
1	2	3	4	5=[(3+(-)4)]	6	7	8	9	10=(6+7+8+9)	11	12	13	14	15=(11+12+13+14)	16	17	18
Commission on Higher Education		88,846.00	0.00	88,846.00	0.00	0.00	0.00	0.00	0.00	0.00	0.00	0.00	0.00	0.00	88,846.00	0.00	0.00
National Agriculture and Fisheries Education System (NAFES)		88,846.00	0.00	88,846.00	0.00	0.00	0.00	0.00	0.00	0.00	0.00	0.00	0.00	0.00	88,846.00	0.00	0.00
PS		0.00	0.00	0.00	0.00	0.00	0.00	0.00	0.00	0.00	0.00	0.00	0.00	0.00	0.00	0.00	0.00
MOOE		88,846.00	0.00	88,846.00	0.00	0.00	0.00	0.00	0.00	0.00	0.00	0.00	0.00	0.00	88,846.00	0.00	0.00
CO		0.00	0.00	0.00	0.00	0.00	0.00	0.00	0.00	0.00	0.00	0.00	0.00	0.00	0.00	0.00	0.00
Philippine Rice Institute		74,814.22	0.00	74,814.22	0.00	0.00	0.00	0.00	0.00	0.00	0.00	0.00	0.00	0.00	74,814.22	0.00	0.00
Evaluation of Agronomic Performance and Energy Efficiency of New Rice Varieties under Aerobic Growing Conditions and Different Tillage and Direct-Seeding Methods		74,814.22	0.00	74,814.22	0.00	0.00	0.00	0.00	0.00	0.00	0.00	0.00	0.00	0.00	74,814.22	0.00	0.00
PS		0.00	0.00	0.00	0.00	0.00	0.00	0.00	0.00	0.00	0.00	0.00	0.00	0.00	0.00	0.00	0.00
MOOE		74,814.22	0.00	74,814.22	0.00	0.00	0.00	0.00	0.00	0.00	0.00	0.00	0.00	0.00	74,814.22	0.00	0.00
CO		0.00	0.00	0.00	0.00	0.00	0.00	0.00	0.00	0.00	0.00	0.00	0.00	0.00	0.00	0.00	0.00
DOST-PCAARRD		894,451.37	0.00	894,451.37	319,559.80	88,277.83	120,415.46	77,618.00	605,871.09	319,559.80	88,277.83	120,415.46	77,618.00	605,871.09	288,580.28	0.00	0.00

STATEMENT OF APPROVED BUDGET, UTILIZATIONS, DISBURSEMENTS AND BALANCES FOR TRUST RECEIPTS

(for Implementing Agency use only)
As at the Quarter Ending June 30, 2020

Department : State Universities and Colleges (SUCs)
Agency : Kalinga State University
Operating Unit : <not applicable>
Organization Code: 08 019 0000000
Funding Cluster: 07 - Trust Receipts

X	Inter Agency Fund Transfer
	Grants and Donations (Less than 12 months)

(e.g. UACS Fund Cluster: 05-Internally Generated Funds and 06-Business Related Funds)

Source Agencies and Projects	UACS CODE	Approved Budget			Utilizations					Disbursements					Balances		
		Approved Budgeted Revenue	Adjustments (Reductions, Modifications/Augmentations)	Adjusted Budgeted Revenue	1st Quarter Ending March 31	2nd Quarter Ending June 30	3rd Quarter Ending Sept. 30	4th Quarter Ending Dec. 31	Total	1st Quarter Ending March 31	2nd Quarter Ending June 30	3rd Quarter Ending Sept. 30	4th Quarter Ending Dec. 31	Total	Unutilized Budget	Unpaid Utilizations	
																Due and Demandable	Not Yet Due and Demandable
1	2	3	4	5=[(3+(-)4)]	6	7	8	9	10=(6+7+8+9)	11	12	13	14	15=(11+12+13+14)	16	17	18
Conservation, Improvement and Profitable Utilization of the Philippine Native Pigs - Organized Breeding and Selection for the Establishment of Breeding True-to-Type Native Pig Populations in the Cordillera Administrative Region, Cagayan Valley, Calabarzon and Mimaropa Regions		894,451.37	0.00	894,451.37	319,559.80	88,277.83	120,415.46	77,618.00	605,871.09	319,559.80	88,277.83	120,415.46	77,618.00	605,871.09	288,580.28	0.00	0.00
PS		0.00	0.00	0.00	0.00	0.00	0.00	0.00	0.00	0.00	0.00	0.00	0.00	0.00	0.00	0.00	0.00
MOOE		894,451.37	0.00	894,451.37	319,559.80	88,277.83	120,415.46	77,618.00	605,871.09	319,559.80	88,277.83	120,415.46	77,618.00	605,871.09	288,580.28	0.00	0.00
CO		0.00	0.00	0.00	0.00	0.00	0.00	0.00	0.00	0.00	0.00	0.00	0.00	0.00	0.00	0.00	0.00
DOST-PCAARRD		674,184.68	0.00	674,184.68	0.00	0.00	0.00	0.00	0.00	0.00	0.00	0.00	0.00	0.00	674,184.68	0.00	0.00
Conservation, Improvement and Profitable Utilization of the Philippine Native Pigs - Local Resource-Based Free Range Production Management Protocols and Systems for Breeder and Slaughter Native Pigs		674,184.68	0.00	674,184.68	0.00	0.00	0.00	0.00	0.00	0.00	0.00	0.00	0.00	0.00	674,184.68	0.00	0.00
PS		0.00	0.00	0.00	0.00	0.00	0.00	0.00	0.00	0.00	0.00	0.00	0.00	0.00	0.00	0.00	0.00
MOOE		674,184.68	0.00	674,184.68	0.00	0.00	0.00	0.00	0.00	0.00	0.00	0.00	0.00	0.00	674,184.68	0.00	0.00
CO		0.00	0.00	0.00	0.00	0.00	0.00	0.00	0.00	0.00	0.00	0.00	0.00	0.00	0.00	0.00	0.00
Department of Agriculture		245,678.61	0.00	245,678.61	57,705.64	42,250.00	101,830.00	29,742.00	231,527.64	57,705.64	42,250.00	101,830.00	29,742.00	231,527.64	14,150.97	0.00	0.00

STATEMENT OF APPROVED BUDGET, UTILIZATIONS, DISBURSEMENTS AND BALANCES FOR TRUST RECEIPTS

(for Implementing Agency use only)
As at the Quarter Ending June 30, 2020

Department : State Universities and Colleges (SUCs)
Agency : Kalinga State University
Operating Unit : <not applicable>
Organization Code: 08 019 0000000
Funding Cluster: 07 - Trust Receipts
(e.g. UACS Fund Cluster: 05-Internally Generated Funds and 06-Business Related Funds)

X	Inter Agency Fund Transfer
	Grants and Donations (Less than 12 months)

Source Agencies and Projects	UACS CODE	Approved Budget			Utilizations					Disbursements					Balances		
		Approved Budgeted Revenue	Adjustments (Reductions, Modifications/Augmentations)	Adjusted Budgeted Revenue	1st Quarter Ending March 31	2nd Quarter Ending June 30	3rd Quarter Ending Sept. 30	4th Quarter Ending Dec. 31	Total	1st Quarter Ending March 31	2nd Quarter Ending June 30	3rd Quarter Ending Sept. 30	4th Quarter Ending Dec. 31	Total	Unutilized Budget	Unpaid Utilizations	
																Due and Demandable	Not Yet Due and Demandable
1	2	3	4	5=[(3+(-)4)]	6	7	8	9	10=(6+7+8+9)	11	12	13	14	15=(11+12+13+14)	16	17	18
Raising Productivity and Enriching the Legacy of Heirloom/Traditional Rice through Empowering Communities in Unfavorable Rice-based Ecosystem		245,678.61	0.00	245,678.61	57,705.64	42,250.00	101,830.00	29,742.00	231,527.64	57,705.64	42,250.00	101,830.00	29,742.00	231,527.64	14,150.97	0.00	0.00
PS		0.00	0.00	0.00	0.00	0.00	0.00	0.00	0.00	0.00	0.00	0.00	0.00	0.00	0.00	0.00	0.00
MOOE		245,678.61	0.00	245,678.61	57,705.64	42,250.00	101,830.00	29,742.00	231,527.64	57,705.64	42,250.00	101,830.00	29,742.00	231,527.64	14,150.97	0.00	0.00
CO		0.00	0.00	0.00	0.00	0.00	0.00	0.00	0.00	0.00	0.00	0.00	0.00	0.00	0.00	0.00	0.00
DOST-PCAARRD		2,206,647.00	0.00	2,206,647.00	55,512.83	430,960.88	470,313.03	203,284.88	1,160,071.62	55,512.83	430,960.88	470,313.03	203,284.88	1,160,071.62	1,046,575.38	0.00	0.00
Saving the Heirloom Corn Varieties of Kalinga Province		2,206,647.00	0.00	2,206,647.00	55,512.83	430,960.88	470,313.03	203,284.88	1,160,071.62	55,512.83	430,960.88	470,313.03	203,284.88	1,160,071.62	1,046,575.38	0.00	0.00
PS		0.00	0.00	0.00	0.00	0.00	0.00	0.00	0.00	0.00	0.00	0.00	0.00	0.00	0.00	0.00	0.00
MOOE		2,206,647.00	0.00	2,206,647.00	55,512.83	430,960.88	470,313.03	203,284.88	1,160,071.62	55,512.83	430,960.88	470,313.03	203,284.88	1,160,071.62	1,046,575.38	0.00	0.00
CO		0.00	0.00	0.00	0.00	0.00	0.00	0.00	0.00	0.00	0.00	0.00	0.00	0.00	0.00	0.00	0.00
Department of Science and Technology (DOST)		42,364.74	0.00	42,364.74	1,791.52	40,573.22	0.00	0.00	42,364.74	1,791.52	40,573.22	0.00	0.00	42,364.74	0.00	0.00	0.00
Strengthening Silk Production in the Cordillera Region		42,364.74	0.00	42,364.74	1,791.52	40,573.22	0.00	0.00	42,364.74	1,791.52	40,573.22	0.00	0.00	42,364.74	0.00	0.00	0.00
PS		0.00	0.00	0.00	0.00	0.00	0.00	0.00	0.00	0.00	0.00	0.00	0.00	0.00	0.00	0.00	0.00
MOOE		42,364.74	0.00	42,364.74	1,791.52	40,573.22	0.00	0.00	42,364.74	1,791.52	40,573.22	0.00	0.00	42,364.74	0.00	0.00	0.00
CO		0.00	0.00	0.00	0.00	0.00	0.00	0.00	0.00	0.00	0.00	0.00	0.00	0.00	0.00	0.00	0.00
DOST-PCAARRD		2,826,563.10	0.00	2,826,563.10	343,668.42	728,258.12	561,074.29	1,193,562.27	2,826,563.10	343,668.42	728,258.12	561,074.29	1,193,562.27	2,826,563.10	0.00	0.00	0.00
Disaster Risk Reduction of Climate Change Impacts on Vulnerable Coffee Farms in Kalinga		2,826,563.10	0.00	2,826,563.10	343,668.42	728,258.12	561,074.29	1,193,562.27	2,826,563.10	343,668.42	728,258.12	561,074.29	1,193,562.27	2,826,563.10	0.00	0.00	0.00
PS		0.00	0.00	0.00	0.00	0.00	0.00	0.00	0.00	0.00	0.00	0.00	0.00	0.00	0.00	0.00	0.00
MOOE		2,826,563.10	0.00	2,826,563.10	343,668.42	728,258.12	561,074.29	1,193,562.27	2,826,563.10	343,668.42	728,258.12	561,074.29	1,193,562.27	2,826,563.10	0.00	0.00	0.00

STATEMENT OF APPROVED BUDGET, UTILIZATIONS, DISBURSEMENTS AND BALANCES FOR TRUST RECEIPTS

(for Implementing Agency use only)
As at the Quarter Ending June 30, 2020

Department : **State Universities and Colleges (SUCs)**
Agency : **Kalinga State University**
Operating Unit : **<not applicable>**
Organization Code: **08 019 0000000**
Funding Cluster: **07 - Trust Receipts**
(e.g. UACS Fund Cluster: 05-Internally Generated Funds and 06-Business Related Funds)

X	Inter Agency Fund Transfer
	Grants and Donations (Less than 12 months)

Source Agencies and Projects	UACS CODE	Approved Budget			Utilizations					Disbursements					Balances		
		Approved Budgeted Revenue	Adjustments (Reductions, Modifications/ Augmentations)	Adjusted Budgeted Revenue	1st Quarter Ending March 31	2nd Quarter Ending June 30	3rd Quarter Ending Sept. 30	4th Quarter Ending Dec. 31	Total	1st Quarter Ending March 31	2nd Quarter Ending June 30	3rd Quarter Ending Sept. 30	4th Quarter Ending Dec. 31	Total	Unutilized Budget	Unpaid Utilizations	
																Due and Demandable	Not Yet Due and Demandable
1	2	3	4	5=[(3+(-)4)]	6	7	8	9	10=(6+7+8+9)	11	12	13	14	15=(11+12+13+14)	16	17	18
CO		0.00	0.00	0.00	0.00	0.00	0.00	0.00	0.00	0.00	0.00	0.00	0.00	0.00	0.00	0.00	0.00
DOST-PCAARRD		4,925,000.00	0.00	4,925,000.00	0.00	3,121,891.11	0.00	147,622.34	3,269,513.45	0.00	3,121,891.11	0.00	147,622.34	3,269,513.45	1,655,486.55	0.00	0.00
Upgrading of YOOKAH Native Pig Nucleus Farm in CAR		4,925,000.00	0.00	4,925,000.00	0.00	3,121,891.11	0.00	147,622.34	3,269,513.45	0.00	3,121,891.11	0.00	147,622.34	3,269,513.45	1,655,486.55	0.00	0.00
PS		0.00	0.00	0.00	0.00	0.00	0.00	0.00	0.00	0.00	0.00	0.00	0.00	0.00	0.00	0.00	0.00
MOOE		3,545,000.00	0.00	3,545,000.00	0.00	3,121,891.11	0.00	147,622.34	3,269,513.45	0.00	3,121,891.11	0.00	147,622.34	3,269,513.45	275,486.55	0.00	0.00
CO		1,380,000.00	0.00	1,380,000.00	0.00	0.00	0.00	0.00	0.00	0.00	0.00	0.00	0.00	0.00	1,380,000.00	0.00	0.00
Ventures Link		4,400.00	0.00	4,400.00	0.00	0.00	0.00	0.00	0.00	0.00	0.00	0.00	0.00	0.00	4,400.00	0.00	0.00
Precint Count Optical Scanner Technician Training		4,400.00	0.00	4,400.00	0.00	0.00	0.00	0.00	0.00	0.00	0.00	0.00	0.00	0.00	4,400.00	0.00	0.00
PS		0.00	0.00	0.00	0.00	0.00	0.00	0.00	0.00	0.00	0.00	0.00	0.00	0.00	0.00	0.00	0.00
MOOE		4,400.00	0.00	4,400.00	0.00	0.00	0.00	0.00	0.00	0.00	0.00	0.00	0.00	0.00	4,400.00	0.00	0.00
CO		0.00	0.00	0.00	0.00	0.00	0.00	0.00	0.00	0.00	0.00	0.00	0.00	0.00	0.00	0.00	0.00
National Economic Development Authority (NEDA)		79,814.26	0.00	79,814.26	0.00	0.00	0.00	0.00	0.00	0.00	0.00	0.00	0.00	0.00	79,814.26	0.00	0.00
Information and Education Campaign for Regional Autonomy		79,814.26	0.00	79,814.26	0.00	0.00	0.00	0.00	0.00	0.00	0.00	0.00	0.00	0.00	79,814.26	0.00	0.00
PS		0.00	0.00	0.00	0.00	0.00	0.00	0.00	0.00	0.00	0.00	0.00	0.00	0.00	0.00	0.00	0.00
MOOE		79,814.26	0.00	79,814.26	0.00	0.00	0.00	0.00	0.00	0.00	0.00	0.00	0.00	0.00	79,814.26	0.00	0.00
CO		0.00	0.00	0.00	0.00	0.00	0.00	0.00	0.00	0.00	0.00	0.00	0.00	0.00	0.00	0.00	0.00
Komisyon sa Wikang Filipino		142,428.80	0.00	142,428.80	20,022.00	0.00	29,500.30	25,000.00	74,522.30	20,022.00	0.00	29,500.30	25,000.00	74,522.30	67,906.50	0.00	0.00
Panukalang Proyekto Para Sa Lingguwistikong Etnograpiya Ng Filipinas		142,428.80	0.00	142,428.80	20,022.00	0.00	29,500.30	25,000.00	74,522.30	20,022.00	0.00	29,500.30	25,000.00	74,522.30	67,906.50	0.00	0.00
PS		0.00	0.00	0.00	0.00	0.00	0.00	0.00	0.00	0.00	0.00	0.00	0.00	0.00	0.00	0.00	0.00
MOOE		142,428.80	0.00	142,428.80	20,022.00	0.00	29,500.30	25,000.00	74,522.30	20,022.00	0.00	29,500.30	25,000.00	74,522.30	67,906.50	0.00	0.00
CO		0.00	0.00	0.00	0.00	0.00	0.00	0.00	0.00	0.00	0.00	0.00	0.00	0.00	0.00	0.00	0.00
LGU Tabuk City		3,532.80	0.00	3,532.80	3,532.80	0.00	0.00	0.00	3,532.80	3,532.80	0.00	0.00	0.00	3,532.80	0.00	0.00	0.00

STATEMENT OF APPROVED BUDGET, UTILIZATIONS, DISBURSEMENTS AND BALANCES FOR TRUST RECEIPTS

(for Implementing Agency use only)
As at the Quarter Ending June 30, 2020

Department : **State Universities and Colleges (SUCs)**
Agency : **Kalinga State University**
Operating Unit : **<not applicable>**
Organization Code: **08 019 0000000**
Funding Cluster: **07 - Trust Receipts**
(e.g. UACS Fund Cluster: 05-Internally Generated Funds and 06-Business Related Funds)

X	Inter Agency Fund Transfer
	Grants and Donations (Less than 12 months)

Source Agencies and Projects	UACS CODE	Approved Budget			Utilizations					Disbursements					Balances		
		Approved Budgeted Revenue	Adjustments (Reductions, Modifications/ Augmentations)	Adjusted Budgeted Revenue	1st Quarter Ending March 31	2nd Quarter Ending June 30	3rd Quarter Ending Sept. 30	4th Quarter Ending Dec. 31	Total	1st Quarter Ending March 31	2nd Quarter Ending June 30	3rd Quarter Ending Sept. 30	4th Quarter Ending Dec. 31	Total	Unutilized Budget	Unpaid Utilizations	
																Due and Demandable	Not Yet Due and Demandable
1	2	3	4	5=[(3+(-)4)]	6	7	8	9	10=(6+7+8+9)	11	12	13	14	15=(11+12+13+14)	16	17	18
Financial Assistance for KSU LHS Drum and Lyre		3,532.80	0.00	3,532.80	3,532.80	0.00	0.00	0.00	3,532.80	3,532.80	0.00	0.00	0.00	3,532.80	0.00	0.00	0.00
PS		0.00	0.00	0.00	0.00	0.00	0.00	0.00	0.00	0.00	0.00	0.00	0.00	0.00	0.00	0.00	0.00
MOOE		3,532.80	0.00	3,532.80	3,532.80	0.00	0.00	0.00	3,532.80	3,532.80	0.00	0.00	0.00	3,532.80	0.00	0.00	0.00
CO		0.00	0.00	0.00	0.00	0.00	0.00	0.00	0.00	0.00	0.00	0.00	0.00	0.00	0.00	0.00	0.00
Provincial Government of Kalinga		3,095.50	0.00	3,095.50	0.00	0.00	0.00	0.00	0.00	0.00	0.00	0.00	0.00	0.00	3,095.50	0.00	0.00
Financial Assistance for Purchase of Books		3,095.50	0.00	3,095.50	0.00	0.00	0.00	0.00	0.00	0.00	0.00	0.00	0.00	0.00	3,095.50	0.00	0.00
PS		0.00	0.00	0.00	0.00	0.00	0.00	0.00	0.00	0.00	0.00	0.00	0.00	0.00	0.00	0.00	0.00
MOOE		3,095.50	0.00	3,095.50	0.00	0.00	0.00	0.00	0.00	0.00	0.00	0.00	0.00	0.00	3,095.50	0.00	0.00
CO		0.00	0.00	0.00	0.00	0.00	0.00	0.00	0.00	0.00	0.00	0.00	0.00	0.00	0.00	0.00	0.00
TESDA-Kalinga		475,859.57	0.00	475,859.57	63,764.00	0.00	47,113.00	120,009.37	230,886.37	63,764.00	0.00	47,113.00	120,009.37	230,886.37	244,973.20	0.00	0.00
Training for Work Scholarship Program (TWSP)		475,859.57	0.00	475,859.57	63,764.00	0.00	47,113.00	120,009.37	230,886.37	63,764.00	0.00	47,113.00	120,009.37	230,886.37	244,973.20	0.00	0.00
PS		0.00	0.00	0.00	0.00	0.00	0.00	0.00	0.00	0.00	0.00	0.00	0.00	0.00	0.00	0.00	0.00
MOOE		475,859.57	0.00	475,859.57	63,764.00	0.00	47,113.00	120,009.37	230,886.37	63,764.00	0.00	47,113.00	120,009.37	230,886.37	244,973.20	0.00	0.00
CO		0.00	0.00	0.00	0.00	0.00	0.00	0.00	0.00	0.00	0.00	0.00	0.00	0.00	0.00	0.00	0.00
TESDA-CAR		1,197,545.00	0.00	1,197,545.00	787,718.00	0.00	0.00	0.00	787,718.00	787,718.00	0.00	0.00	0.00	787,718.00	409,827.00	0.00	0.00
Implementation of Free TVET under the Universal Access to Quality Tertiary Education Act (UAQTEA) in State-run Technical Vocational Institutions (STVIs)		1,197,545.00	0.00	1,197,545.00	787,718.00	0.00	0.00	0.00	787,718.00	787,718.00	0.00	0.00	0.00	787,718.00	409,827.00	0.00	0.00
PS		0.00	0.00	0.00	0.00	0.00	0.00	0.00	0.00	0.00	0.00	0.00	0.00	0.00	0.00	0.00	0.00
MOOE		1,197,545.00	0.00	1,197,545.00	787,718.00	0.00	0.00	0.00	787,718.00	787,718.00	0.00	0.00	0.00	787,718.00	409,827.00	0.00	0.00
CO		0.00	0.00	0.00	0.00	0.00	0.00	0.00	0.00	0.00	0.00	0.00	0.00	0.00	0.00	0.00	0.00
Department of Education		1,092,125.00	0.00	1,092,125.00	826,875.00	21,875.00	0.00	0.00	848,750.00	826,875.00	21,875.00	0.00	0.00	848,750.00	243,375.00	0.00	0.00
Senior High School		1,092,125.00	0.00	1,092,125.00	826,875.00	21,875.00	0.00	0.00	848,750.00	826,875.00	21,875.00	0.00	0.00	848,750.00	243,375.00	0.00	0.00
PS		0.00	0.00	0.00	0.00	0.00	0.00	0.00	0.00	0.00	0.00	0.00	0.00	0.00	0.00	0.00	0.00

STATEMENT OF APPROVED BUDGET, UTILIZATIONS, DISBURSEMENTS AND BALANCES FOR TRUST RECEIPTS

(for Implementing Agency use only)
As at the Quarter Ending June 30, 2020

Department : State Universities and Colleges (SUCs)
Agency : Kalinga State University
Operating Unit : <not applicable>
Organization Code: 08 019 0000000
Funding Cluster: 07 - Trust Receipts
(e.g. UACS Fund Cluster: 05-Internally Generated Funds and 06-Business Related Funds)

X	Inter Agency Fund Transfer
	Grants and Donations (Less than 12 months)

Source Agencies and Projects	UACS CODE	Approved Budget			Utilizations					Disbursements					Balances		
		Approved Budgeted Revenue	Adjustments (Reductions, Modifications/Augmentations)	Adjusted Budgeted Revenue	1st Quarter Ending March 31	2nd Quarter Ending June 30	3rd Quarter Ending Sept. 30	4th Quarter Ending Dec. 31	Total	1st Quarter Ending March 31	2nd Quarter Ending June 30	3rd Quarter Ending Sept. 30	4th Quarter Ending Dec. 31	Total	Unutilized Budget	Unpaid Utilizations	
																Due and Demandable	Not Yet Due and Demandable
1	2	3	4	5=[(3+(-)4)]	6	7	8	9	10=(6+7+8+9)	11	12	13	14	15=(11+12+13+14)	16	17	18
MOOE		1,092,125.00	0.00	1,092,125.00	826,875.00	21,875.00	0.00	0.00	848,750.00	826,875.00	21,875.00	0.00	0.00	848,750.00	243,375.00	0.00	0.00
CO		0.00	0.00	0.00	0.00	0.00	0.00	0.00	0.00	0.00	0.00	0.00	0.00	0.00	0.00	0.00	0.00
Commission on Higher Education		17,038,411.00	0.00	17,038,411.00	13,154,270.00	225,900.00	0.00	3,658,241.00	17,038,411.00	13,154,270.00	225,900.00	3,658,241.00	0.00	17,038,411.00	0.00	0.00	0.00
Free Tuition		17,038,411.00	0.00	17,038,411.00	13,154,270.00	225,900.00	0.00	3,658,241.00	17,038,411.00	13,154,270.00	225,900.00	3,658,241.00	0.00	17,038,411.00	0.00	0.00	0.00
PS		0.00	0.00	0.00	0.00	0.00	0.00	0.00	0.00	0.00	0.00	0.00	0.00	0.00	0.00	0.00	0.00
MOOE		17,038,411.00	0.00	17,038,411.00	13,154,270.00	225,900.00	0.00	3,658,241.00	17,038,411.00	13,154,270.00	225,900.00	3,658,241.00	0.00	17,038,411.00	0.00	0.00	0.00
CO		0.00	0.00	0.00	0.00	0.00	0.00	0.00	0.00	0.00	0.00	0.00	0.00	0.00	0.00	0.00	0.00
Commission on Higher Education		47,297,600.00	0.00	47,297,600.00	20,620,000.00	10,623,896.52	0.00	16,053,703.48	47,297,600.00	20,620,000.00	10,623,896.52	0.00	16,053,703.48	47,297,600.00	0.00	0.00	0.00
Tertiary Education Subsidy		47,297,600.00	0.00	47,297,600.00	20,620,000.00	10,623,896.52	0.00	16,053,703.48	47,297,600.00	20,620,000.00	10,623,896.52	0.00	16,053,703.48	47,297,600.00	0.00	0.00	0.00
PS		0.00	0.00	0.00	0.00	0.00	0.00	0.00	0.00	0.00	0.00	0.00	0.00	0.00	0.00	0.00	0.00
MOOE		47,297,600.00	0.00	47,297,600.00	20,620,000.00	10,623,896.52	0.00	16,053,703.48	47,297,600.00	20,620,000.00	10,623,896.52	0.00	16,053,703.48	47,297,600.00	0.00	0.00	0.00
CO		0.00	0.00	0.00	0.00	0.00	0.00	0.00	0.00	0.00	0.00	0.00	0.00	0.00	0.00	0.00	0.00
Commission on Higher Education		3,790,400.00	0.00	3,790,400.00	2,866,422.14	571,676.00	0.00	351,981.86	3,790,080.00	2,866,422.14	571,676.00	0.00	351,981.86	3,790,080.00	320.00	0.00	0.00
ESGP-PA		3,790,400.00	0.00	3,790,400.00	2,866,422.14	571,676.00	0.00	351,981.86	3,790,080.00	2,866,422.14	571,676.00	0.00	351,981.86	3,790,080.00	320.00	0.00	0.00
PS		0.00	0.00	0.00	0.00	0.00	0.00	0.00	0.00	0.00	0.00	0.00	0.00	0.00	0.00	0.00	0.00
MOOE		3,790,400.00	0.00	3,790,400.00	2,866,422.14	571,676.00	0.00	351,981.86	3,790,080.00	2,866,422.14	571,676.00	0.00	351,981.86	3,790,080.00	320.00	0.00	0.00
CO		0.00	0.00	0.00	0.00	0.00	0.00	0.00	0.00	0.00	0.00	0.00	0.00	0.00	0.00	0.00	0.00
Department of Agriculture		364,490.00	0.00	364,490.00	64,320.00	176,505.00	0.00	0.00	240,825.00	64,320.00	176,505.00	0.00	0.00	240,825.00	123,665.00	0.00	0.00
Department of Agriculture's Agricultural Competitiveness Enhancement Fund (ACEF) Scholarship Program		364,490.00	0.00	364,490.00	64,320.00	176,505.00	0.00	0.00	240,825.00	64,320.00	176,505.00	0.00	0.00	240,825.00	123,665.00	0.00	0.00
PS		0.00	0.00	0.00	0.00	0.00	0.00	0.00	0.00	0.00	0.00	0.00	0.00	0.00	0.00	0.00	0.00
MOOE		364,490.00	0.00	364,490.00	64,320.00	176,505.00	0.00	0.00	240,825.00	64,320.00	176,505.00	0.00	0.00	240,825.00	123,665.00	0.00	0.00
CO		0.00	0.00	0.00	0.00	0.00	0.00	0.00	0.00	0.00	0.00	0.00	0.00	0.00	0.00	0.00	0.00
Department of Agriculture		9,321.80	0.00	9,321.80	0.00	0.00	0.00	0.00	0.00	0.00	0.00	0.00	0.00	9,321.80	0.00	0.00	0.00

STATEMENT OF APPROVED BUDGET, UTILIZATIONS, DISBURSEMENTS AND BALANCES FOR TRUST RECEIPTS

(for Implementing Agency use only)
As at the Quarter Ending June 30, 2020

Department : **State Universities and Colleges (SUCs)**
Agency : **Kalinga State University**
Operating Unit : **<not applicable>**
Organization Code: **08 019 0000000**
Funding Cluster: **07 - Trust Receipts**
(e.g. UACS Fund Cluster: 05-Internally Generated Funds and 06-Business Related Funds)

X	Inter Agency Fund Transfer
	Grants and Donations (Less than 12 months)

Source Agencies and Projects	UACS CODE	Approved Budget			Utilizations					Disbursements					Balances		
		Approved Budgeted Revenue	Adjustments (Reductions, Modifications/Augmentations)	Adjusted Budgeted Revenue	1st Quarter Ending March 31	2nd Quarter Ending June 30	3rd Quarter Ending Sept. 30	4th Quarter Ending Dec. 31	Total	1st Quarter Ending March 31	2nd Quarter Ending June 30	3rd Quarter Ending Sept. 30	4th Quarter Ending Dec. 31	Total	Unutilized Budget	Unpaid Utilizations	
																Due and Demandable	Not Yet Due and Demandable
1	2	3	4	5=[(3+(-)4)]	6	7	8	9	10=(6+7+8+9)	11	12	13	14	15=(11+12+13+14)	16	17	18
Project Evaluation Cum Demonstration and Seed Production of Three Aromatic Rice Varieties		9,321.80	0.00	9,321.80	0.00	0.00	0.00	0.00	0.00	0.00	0.00	0.00	0.00	0.00	9,321.80	0.00	0.00
PS		0.00	0.00	0.00	0.00	0.00	0.00	0.00	0.00	0.00	0.00	0.00	0.00	0.00	0.00	0.00	0.00
MOOE		9,321.80	0.00	9,321.80	0.00	0.00	0.00	0.00	0.00	0.00	0.00	0.00	0.00	0.00	9,321.80	0.00	0.00
CO		0.00	0.00	0.00	0.00	0.00	0.00	0.00	0.00	0.00	0.00	0.00	0.00	0.00	0.00	0.00	0.00
TOTAL		85,099,118.68	0.00	85,099,118.68	39,331,852.39	16,227,493.68	1,402,147.76	23,088,227.10	80,049,720.93	39,331,852.39	16,227,493.68	5,060,388.76	19,429,986.10	80,049,720.93	5,049,397.75	0.00	0.00
PS		0.00	0.00	0.00	0.00	0.00	0.00	0.00	0.00	0.00	0.00	0.00	0.00	0.00	0.00	0.00	0.00
MOOE		83,719,118.68	0.00	83,719,118.68	39,331,852.39	16,227,493.68	1,402,147.76	23,088,227.10	80,049,720.93	39,331,852.39	16,227,493.68	5,060,388.76	19,429,986.10	80,049,720.93	3,669,397.75	0.00	0.00
CO		1,380,000.00	0.00	1,380,000.00	0.00	0.00	0.00	0.00	0.00	0.00	0.00	0.00	0.00	0.00	1,380,000.00	0.00	0.00


Certified Correct:


ELSIE P. ANDRES
Budget Officer


Certified Correct:


ARNOLD A. TANDING, CPA, MBA
Accountant III

Recommending Approval:


DANILO T. BUEN, MBA
Director, FMS

Approved By:



EDUARDO T. BAGTANG, CPA, DBM
SUC President III

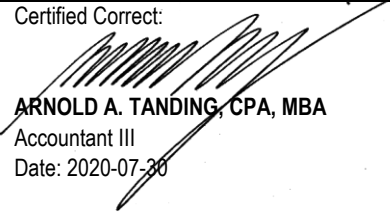
STATEMENT OF APPROVED BUDGET, UTILIZATIONS, DISBURSEMENTS AND BALANCES FOR TRUST RECEIPTS
 (for Implementing Agency use only)
As at the Quarter Ending June 30, 2020

Department : **State Universities and Colleges (SUCs)**
 Agency : **Kalinga State University**
 Operating Unit : **<not applicable>**
 Organization Code: **08 019 0000000**
 Funding Cluster: **07 - Trust Receipts**
 (e.g. UACS Fund Cluster: 05-Internally Generated Funds and 06-Business Related Funds)

X	Inter Agency Fund Transfer
	Grants and Donations (Less than 12 months)

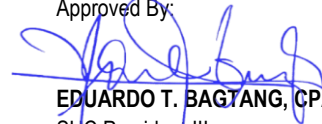
Source Agencies and Projects	UACS CODE	Approved Budget			Utilizations					Disbursements					Balances		
		Approved Budgeted Revenue	Adjustments (Reductions, Modifications/ Augmentations)	Adjusted Budgeted Revenue	1st Quarter Ending March 31	2nd Quarter Ending June 30	3rd Quarter Ending Sept. 30	4th Quarter Ending Dec. 31	Total	1st Quarter Ending March 31	2nd Quarter Ending June 30	3rd Quarter Ending Sept. 30	4th Quarter Ending Dec. 31	Total	Unutilized Budget	Unpaid Utilizations	
																Due and Demandable	Not yet Due and Demandable
1	2	3	4	5={3+(-)4}	6	7	8	9	10=(6+7+8+9)	11	12	13	14	15=(11+12+13+14)	16	17	18
Commission on Higher Education		10,000,000.00	0.00	10,000,000.00	0.00	0.00	0.00	0.00	0.00	0.00	0.00	0.00	0.00	0.00	10,000,000.00	0.00	0.00
HEDF-Funded Project		10,000,000.00	0.00	10,000,000.00	0.00	0.00	0.00	0.00	0.00	0.00	0.00	0.00	0.00	0.00	10,000,000.00	0.00	0.00
PS		0.00	0.00	0.00	0.00	0.00	0.00	0.00	0.00	0.00	0.00	0.00	0.00	0.00	0.00	0.00	0.00
MOOE		10,000,000.00	0.00	10,000,000.00	0.00	0.00	0.00	0.00	0.00	0.00	0.00	0.00	0.00	0.00	10,000,000.00	0.00	0.00
CO		0.00	0.00	0.00	0.00	0.00	0.00	0.00	0.00	0.00	0.00	0.00	0.00	0.00	0.00	0.00	0.00
Commission on Higher Education		17,583,580.00	0.00	17,583,580.00	0.00	16,906,736.00	0.00	0.00	16,906,736.00	0.00	16,906,736.00	0.00	0.00	16,906,736.00	676,844.00	0.00	0.00
Free Tuition		17,583,580.00	0.00	17,583,580.00	0.00	16,906,736.00	0.00	0.00	16,906,736.00	0.00	16,906,736.00	0.00	0.00	16,906,736.00	676,844.00	0.00	0.00
PS		0.00	0.00	0.00	0.00	0.00	0.00	0.00	0.00	0.00	0.00	0.00	0.00	0.00	0.00	0.00	0.00
MOOE		17,583,580.00	0.00	17,583,580.00	0.00	16,906,736.00	0.00	0.00	16,906,736.00	0.00	16,906,736.00	0.00	0.00	16,906,736.00	676,844.00	0.00	0.00
CO		0.00	0.00	0.00	0.00	0.00	0.00	0.00	0.00	0.00	0.00	0.00	0.00	0.00	0.00	0.00	0.00
Commission on Higher Education		10,403,000.00	0.00	10,403,000.00	0.00	5,442,861.54	0.00	0.00	5,442,861.54	0.00	5,442,861.54	0.00	0.00	5,442,861.54	4,960,138.46	0.00	0.00
Tertiary Education Subsidy		10,403,000.00	0.00	10,403,000.00	0.00	5,442,861.54	0.00	0.00	5,442,861.54	0.00	5,442,861.54	0.00	0.00	5,442,861.54	4,960,138.46	0.00	0.00
PS		0.00	0.00	0.00	0.00	0.00	0.00	0.00	0.00	0.00	0.00	0.00	0.00	0.00	0.00	0.00	0.00
MOOE		10,403,000.00	0.00	10,403,000.00	0.00	5,442,861.54	0.00	0.00	5,442,861.54	0.00	5,442,861.54	0.00	0.00	5,442,861.54	4,960,138.46	0.00	0.00
CO		0.00	0.00	0.00	0.00	0.00	0.00	0.00	0.00	0.00	0.00	0.00	0.00	0.00	0.00	0.00	0.00
TOTAL		37,986,580.00	0.00	37,986,580.00	0.00	22,349,597.54	0.00	0.00	22,349,597.54	0.00	22,349,597.54	0.00	0.00	22,349,597.54	15,636,982.46	0.00	0.00
PS		0.00	0.00	0.00	0.00	0.00	0.00	0.00	0.00	0.00	0.00	0.00	0.00	0.00	0.00	0.00	0.00
MOOE		37,986,580.00	0.00	37,986,580.00	0.00	22,349,597.54	0.00	0.00	22,349,597.54	0.00	22,349,597.54	0.00	0.00	22,349,597.54	15,636,982.46	0.00	0.00
CO		0.00	0.00	0.00	0.00	0.00	0.00	0.00	0.00	0.00	0.00	0.00	0.00	0.00	0.00	0.00	0.00

Certified Correct:

ELSIE P. ANDRES
 Budget Officer
 Date: 2020-07-30

Certified Correct:

ARNOLD A. TANDING, CPA, MBA
 Accountant III
 Date: 2020-07-30

Recommending Approval:

DANILO T. BUEN, MBA
 Director, FMS
 Date: 2020-07-30

Approved By:

EDUARDO T. BAGTANG, CPA, DBM
 SUC President III
 Date: 2020-07-30