

STATEMENT OF APPROPRIATIONS, ALLOTMENTS, OBLIGATIONS, DISBURSEMENTS AND BALANCES BY OBJECT OF EXPENDITURES
As at the Quarter Ending September 30, 2021

Department :State Universities and Colleges (SUCs)
 Agency :Kalinga State University
 Operating Unit :<not applicable>
 Organization Code :08 019 0000000
 Funding Cluster :01 - Regular Agency Fund

X	Current Year Appropriations
	Supplemental Appropriations
	Continuing Appropriations

(e.g. UACS Fund Cluster: 01-Regular Agency Fund, 02-Foreign Assisted Projects Fund, 03-Special Account-Locally Funded/Domestic Grants Fund, and 04-Special Account-Foreign Assisted/Foreign Grants Fund)

Particulars	UACS CODE	Appropriations			Allotments					Obligations					Disbursements					Balances			
		Authorized Appropriations	Adjustments (Transfer To/From, Modifications/Augmentations)	Adjusted Appropriations	Allotments Received	Adjustments (Reductions, Modifications/Augmentations)	Transfer To	Transfer From	Adjusted Total Allotments	1st Quarter Ending March 31	2nd Quarter Ending June 30	3rd Quarter Ending Sept. 30	4th Quarter Ending Dec. 31	Total	1st Quarter Ending March 31	2nd Quarter Ending June 30	3rd Quarter Ending Sept. 30	4th Quarter Ending Dec. 31	Total	Unreleased Appropriations	Unobligated Allotment	Unpaid Obligations (15-20) = (23+24)	
																						Due and Demandable	Not Yet Due and Demandable
1	2	3	4	5=(3+4)	6	7	8	9	10=[(6+(-7))-8+9]	11	12	13	14	15=(11+12+13+14)	16	17	18	19	20=(16+17+18+19)	21=(5-10)	22=(10-15)	23	24
SUMMARY		329,330,000.00	0.00	329,330,000.00	300,908,000.00	0.00	0.00	0.00	300,908,000.00	88,804,686.79	76,049,720.51	46,966,955.25	0.00	211,821,362.55	51,866,336.19	62,370,995.29	53,961,436.63	0.00	168,198,768.11	28,422,000.00	89,086,637.45	0.00	43,622,594.44
A. AGENCY SPECIFIC BUDGET		329,330,000.00	0.00	329,330,000.00	300,908,000.00	0.00	0.00	0.00	300,908,000.00	88,804,686.79	76,049,720.51	46,966,955.25	0.00	211,821,362.55	51,866,336.19	62,370,995.29	53,961,436.63	0.00	168,198,768.11	28,422,000.00	89,086,637.45	0.00	43,622,594.44
Personnel Services		218,787,000.00	0.00	218,787,000.00	191,365,000.00	0.00	0.00	0.00	191,365,000.00	38,475,746.93	51,767,592.79	40,121,220.53	0.00	130,364,560.25	38,475,746.93	51,767,592.79	40,121,220.53	0.00	130,364,560.25	27,422,000.00	61,000,439.75	0.00	0.00
Salaries and Wages	5010100000	140,220,000.00	0.00	140,220,000.00	140,220,000.00	0.00	0.00	0.00	140,220,000.00	33,820,126.93	33,830,724.61	34,121,080.49	0.00	101,771,932.03	33,820,126.93	33,830,724.61	34,121,080.49	0.00	101,771,932.03	0.00	38,448,067.97	0.00	0.00
Wages - Regular	5010101000	139,435,000.00	0.00	139,435,000.00	139,435,000.00	0.00	0.00	0.00	139,435,000.00	33,820,126.93	33,760,259.87	34,116,343.76	0.00	101,696,730.56	33,820,126.93	33,760,259.87	34,116,343.76	0.00	101,696,730.56	0.00	37,738,269.44	0.00	0.00
Basic Salary - Civilian	5010101001	139,435,000.00	0.00	139,435,000.00	139,435,000.00	0.00	0.00	0.00	139,435,000.00	33,820,126.93	33,760,259.87	34,116,343.76	0.00	101,696,730.56	33,820,126.93	33,760,259.87	34,116,343.76	0.00	101,696,730.56	0.00	37,738,269.44	0.00	0.00
Salaries and Wages - Casual/ Contractual	5010102000	785,000.00	0.00	785,000.00	785,000.00	0.00	0.00	0.00	785,000.00	0.00	70,464.74	4,736.73	0.00	75,201.47	0.00	70,464.74	4,736.73	0.00	75,201.47	0.00	709,798.53	0.00	0.00
Other Compensation	5010200000	46,981,000.00	0.00	46,981,000.00	46,981,000.00	0.00	0.00	0.00	46,981,000.00	4,031,895.64	17,352,380.74	5,415,996.61	0.00	26,800,272.99	4,031,895.64	17,352,380.74	5,415,996.61	0.00	26,800,272.99	0.00	20,180,727.01	0.00	0.00
Economic Relief Allowance (PERA)	5010201000	6,720,000.00	0.00	6,720,000.00	6,720,000.00	0.00	0.00	0.00	6,720,000.00	1,669,000.00	1,664,727.28	1,665,857.07	0.00	4,999,584.35	1,669,000.00	1,664,727.28	1,665,857.07	0.00	4,999,584.35	0.00	1,720,415.65	0.00	0.00
Civilian	5010201001	6,720,000.00	0.00	6,720,000.00	6,720,000.00	0.00	0.00	0.00	6,720,000.00	1,669,000.00	1,664,727.28	1,665,857.07	0.00	4,999,584.35	1,669,000.00	1,664,727.28	1,665,857.07	0.00	4,999,584.35	0.00	1,720,415.65	0.00	0.00
Representation Allowance (RA)	5010202000	180,000.00	0.00	180,000.00	180,000.00	0.00	0.00	0.00	180,000.00	48,000.00	48,000.00	48,000.00	0.00	144,000.00	48,000.00	48,000.00	48,000.00	0.00	144,000.00	0.00	36,000.00	0.00	0.00
Transportation Allowance (TA)	5010203000	180,000.00	0.00	180,000.00	180,000.00	0.00	0.00	0.00	180,000.00	48,000.00	48,000.00	48,000.00	0.00	144,000.00	48,000.00	48,000.00	48,000.00	0.00	144,000.00	0.00	36,000.00	0.00	0.00
n Allowance (TA)	5010203001	180,000.00	0.00	180,000.00	180,000.00	0.00	0.00	0.00	180,000.00	48,000.00	48,000.00	48,000.00	0.00	144,000.00	48,000.00	48,000.00	48,000.00	0.00	144,000.00	0.00	36,000.00	0.00	0.00
Clothing/Uniform Allowance	5010204000	1,680,000.00	0.00	1,680,000.00	1,680,000.00	0.00	0.00	0.00	1,680,000.00	0.00	1,656,000.00	0.00	0.00	1,656,000.00	0.00	1,656,000.00	0.00	0.00	1,656,000.00	0.00	24,000.00	0.00	0.00
orm Allowance - Civilian	5010204001	1,680,000.00	0.00	1,680,000.00	1,680,000.00	0.00	0.00	0.00	1,680,000.00	0.00	1,656,000.00	0.00	0.00	1,656,000.00	0.00	1,656,000.00	0.00	0.00	1,656,000.00	0.00	24,000.00	0.00	0.00
Subsistence Allowance (SA)	5010205000	59,000.00	0.00	59,000.00	59,000.00	0.00	0.00	0.00	59,000.00	9,900.00	9,900.00	9,900.00	0.00	29,700.00	9,900.00	9,900.00	9,900.00	0.00	29,700.00	0.00	29,300.00	0.00	0.00
Subsistence Allowance - Magna Carta for Public Health Workers under R.A.	5010205003	59,000.00	0.00	59,000.00	59,000.00	0.00	0.00	0.00	59,000.00	9,900.00	9,900.00	9,900.00	0.00	29,700.00	9,900.00	9,900.00	9,900.00	0.00	29,700.00	0.00	29,300.00	0.00	0.00
Honoraria	5010210001	10,966,000.00	0.00	10,966,000.00	10,966,000.00	0.00	0.00	0.00	10,966,000.00	1,455,995.64	2,648,964.46	3,644,239.54	0.00	7,749,199.64	1,455,995.64	2,648,964.46	3,644,239.54	0.00	7,749,199.64	0.00	3,216,800.36	0.00	0.00
Honoraria - Civilian	5010210001	10,966,000.00	0.00	10,966,000.00	10,966,000.00	0.00	0.00	0.00	10,966,000.00	1,455,995.64	2,648,964.46	3,644,239.54	0.00	7,749,199.64	1,455,995.64	2,648,964.46	3,644,239.54	0.00	7,749,199.64	0.00	3,216,800.36	0.00	0.00

STATEMENT OF APPROPRIATIONS, ALLOTMENTS, OBLIGATIONS, DISBURSEMENTS AND BALANCES BY OBJECT OF EXPENDITURES
As at the Quarter Ending September 30, 2021

Department :State Universities and Colleges (SUCs)
Agency :Kalinga State University
Operating Unit :<not applicable>
Organization Code :08 019 0000000
Funding Cluster :01 - Regular Agency Fund

X	Current Year Appropriations
	Supplemental Appropriations
	Continuing Appropriations

(e.g. UACS Fund Cluster: 01-Regular Agency Fund, 02-Foreign Assisted Projects Fund, 03-Special Account-Locally Funded/Domestic Grants Fund, and 04-Special Account-Foreign Assisted/Foreign Grants Fund)

Particulars	UACS CODE	Appropriations			Allotments					Obligations					Disbursements					Balances			
		Authorized Appropriations	Adjustments (Transfer To/From, Modifications/Augmentations)	Adjusted Appropriations	Allotments Received	Adjustments (Reductions, Modifications/Augmentations)	Transfer To	Transfer From	Adjusted Total Allotments	1st Quarter Ending March 31	2nd Quarter Ending June 30	3rd Quarter Ending Sept. 30	4th Quarter Ending Dec. 31	Total	1st Quarter Ending March 31	2nd Quarter Ending June 30	3rd Quarter Ending Sept. 30	4th Quarter Ending Dec. 31	Total	Unreleased Appropriations	Unobligated Allotment	Unpaid Obligations (15-20) = (23+24)	
																						Due and Demandable	Not Yet Due and Demandable
1	2	3	4	5=(3+4)	6	7	8	9	10=[(6+(-)7)-8+9]	11	12	13	14	15=(11+12+13+14)	16	17	18	19	20=(16+17+18+19)	21=(5-10)	22=(10-15)	23	24
(HP)	5010211000	303,000.00	0.00	303,000.00	303,000.00	0.00	0.00	0.00	303,000.00	0.00	0.00	0.00	0.00	0.00	0.00	0.00	0.00	0.00	0.00	0.00	303,000.00	0.00	0.00
Carta Benefits for Public Health Workers under R.A.	5010211005	303,000.00	0.00	303,000.00	303,000.00	0.00	0.00	0.00	303,000.00	0.00	0.00	0.00	0.00	0.00	0.00	0.00	0.00	0.00	0.00	0.00	303,000.00	0.00	0.00
Year End Bonus	5010214000	11,619,000.00	0.00	11,619,000.00	11,619,000.00	0.00	0.00	0.00	11,619,000.00	0.00	0.00	0.00	0.00	0.00	0.00	0.00	0.00	0.00	0.00	0.00	11,619,000.00	0.00	0.00
Civilian	5010214001	11,619,000.00	0.00	11,619,000.00	11,619,000.00	0.00	0.00	0.00	11,619,000.00	0.00	0.00	0.00	0.00	0.00	0.00	0.00	0.00	0.00	0.00	0.00	11,619,000.00	0.00	0.00
Cash Gift	5010215000	1,400,000.00	0.00	1,400,000.00	1,400,000.00	0.00	0.00	0.00	1,400,000.00	0.00	0.00	0.00	0.00	0.00	0.00	0.00	0.00	0.00	0.00	0.00	1,400,000.00	0.00	0.00
Cash Gift - Civilian	5010215001	1,400,000.00	0.00	1,400,000.00	1,400,000.00	0.00	0.00	0.00	1,400,000.00	0.00	0.00	0.00	0.00	0.00	0.00	0.00	0.00	0.00	0.00	0.00	1,400,000.00	0.00	0.00
Mid-Year Bonus - Civilian	5010216000	11,619,000.00	0.00	11,619,000.00	11,619,000.00	0.00	0.00	0.00	11,619,000.00	0.00	11,276,789.00	0.00	0.00	11,276,789.00	0.00	11,276,789.00	0.00	0.00	11,276,789.00	0.00	342,211.00	0.00	0.00
Bonus - Civilian	5010216001	11,619,000.00	0.00	11,619,000.00	11,619,000.00	0.00	0.00	0.00	11,619,000.00	0.00	11,276,789.00	0.00	0.00	11,276,789.00	0.00	11,276,789.00	0.00	0.00	11,276,789.00	0.00	342,211.00	0.00	0.00
Other Bonuses and Allowances	5010299000	2,255,000.00	0.00	2,255,000.00	2,255,000.00	0.00	0.00	0.00	2,255,000.00	801,000.00	0.00	0.00	0.00	801,000.00	801,000.00	0.00	0.00	0.00	801,000.00	0.00	1,454,000.00	0.00	0.00
Productivity Enhancement Incentive - Civilian	5010299012	1,400,000.00	0.00	1,400,000.00	1,400,000.00	0.00	0.00	0.00	1,400,000.00	0.00	0.00	0.00	0.00	0.00	0.00	0.00	0.00	0.00	0.00	0.00	1,400,000.00	0.00	0.00
Bonus - Civilian	5010299038	855,000.00	0.00	855,000.00	855,000.00	0.00	0.00	0.00	855,000.00	801,000.00	0.00	0.00	0.00	801,000.00	801,000.00	0.00	0.00	0.00	801,000.00	0.00	54,000.00	0.00	0.00
Personnel Benefit Contributions	5010300000	2,066,000.00	0.00	2,066,000.00	2,066,000.00	0.00	0.00	0.00	2,066,000.00	583,724.36	584,487.44	584,143.43	0.00	1,752,355.23	583,724.36	584,487.44	584,143.43	0.00	1,752,355.23	0.00	313,644.77	0.00	0.00
Pag-IBIG Contributions	5010302000	336,000.00	0.00	336,000.00	336,000.00	0.00	0.00	0.00	336,000.00	83,200.00	83,300.00	83,200.00	0.00	249,700.00	83,200.00	83,300.00	83,200.00	0.00	249,700.00	0.00	86,300.00	0.00	0.00
Pag-IBIG - Civilian	5010302001	336,000.00	0.00	336,000.00	336,000.00	0.00	0.00	0.00	336,000.00	83,200.00	83,300.00	83,200.00	0.00	249,700.00	83,200.00	83,300.00	83,200.00	0.00	249,700.00	0.00	86,300.00	0.00	0.00
PhilHealth Contributions	5010303000	1,394,000.00	0.00	1,394,000.00	1,394,000.00	0.00	0.00	0.00	1,394,000.00	417,324.36	417,787.44	418,443.43	0.00	1,253,555.23	417,324.36	417,787.44	418,443.43	0.00	1,253,555.23	0.00	140,444.77	0.00	0.00
PhilHealth - Civilian	5010303001	1,394,000.00	0.00	1,394,000.00	1,394,000.00	0.00	0.00	0.00	1,394,000.00	417,324.36	417,787.44	418,443.43	0.00	1,253,555.23	417,324.36	417,787.44	418,443.43	0.00	1,253,555.23	0.00	140,444.77	0.00	0.00
Compensation Insurance Premiums (ECIP)	5010304000	336,000.00	0.00	336,000.00	336,000.00	0.00	0.00	0.00	336,000.00	83,200.00	83,400.00	82,500.00	0.00	249,100.00	83,200.00	83,400.00	82,500.00	0.00	249,100.00	0.00	86,900.00	0.00	0.00
Civilian	5010304001	336,000.00	0.00	336,000.00	336,000.00	0.00	0.00	0.00	336,000.00	83,200.00	83,400.00	82,500.00	0.00	249,100.00	83,200.00	83,400.00	82,500.00	0.00	249,100.00	0.00	86,900.00	0.00	0.00
Other Personnel Benefits	5010400000	29,520,000.00	0.00	29,520,000.00	2,098,000.00	0.00	0.00	0.00	2,098,000.00	40,000.00	0.00	0.00	0.00	40,000.00	40,000.00	0.00	0.00	0.00	40,000.00	27,422,000.00	2,058,000.00	0.00	0.00

STATEMENT OF APPROPRIATIONS, ALLOTMENTS, OBLIGATIONS, DISBURSEMENTS AND BALANCES BY OBJECT OF EXPENDITURES
As at the Quarter Ending September 30, 2021

Department :State Universities and Colleges (SUCs)
Agency :Kalinga State University
Operating Unit :<not applicable>
Organization Code :08 019 0000000
Funding Cluster :01 - Regular Agency Fund

X	Current Year Appropriations
	Supplemental Appropriations
	Continuing Appropriations

(e.g. UACS Fund Cluster: 01-Regular Agency Fund, 02-Foreign Assisted Projects Fund, 03-Special Account-Locally Funded/Domestic Grants Fund, and 04-Special Account-Foreign Assisted/Foreign Grants Fund)

Particulars	UACS CODE	Appropriations			Allotments					Obligations					Disbursements					Balances			
		Authorized Appropriations	Adjustments (Transfer To/From, Modifications/Augmentations)	Adjusted Appropriations	Allotments Received	Adjustments (Reductions, Modifications/Augmentations)	Transfer To	Transfer From	Adjusted Total Allotments	1st Quarter Ending March 31	2nd Quarter Ending June 30	3rd Quarter Ending Sept. 30	4th Quarter Ending Dec. 31	Total	1st Quarter Ending March 31	2nd Quarter Ending June 30	3rd Quarter Ending Sept. 30	4th Quarter Ending Dec. 31	Total	Unreleased Appropriations	Unobligated Allotment	Unpaid Obligations (15-20) = (23+24)	
																						Due and Demandable	Not Yet Due and Demandable
1	2	3	4	5=(3+4)	6	7	8	9	10=[(6+(-)7)-8+9]	11	12	13	14	15=(11+12+13+14)	16	17	18	19	20=(16+17+18+19)	21=(5-10)	22=(10-15)	23	24
Terminal Leave Benefits	5010403000	1,680,000.00	0.00	1,680,000.00	1,680,000.00	0.00	0.00	0.00	1,680,000.00	0.00	0.00	0.00	0.00	0.00	0.00	0.00	0.00	0.00	0.00	0.00	1,680,000.00	0.00	0.00
Leave Benefits - Civilian	5010403001	1,680,000.00	0.00	1,680,000.00	1,680,000.00	0.00	0.00	0.00	1,680,000.00	0.00	0.00	0.00	0.00	0.00	0.00	0.00	0.00	0.00	0.00	0.00	1,680,000.00	0.00	0.00
Other Personnel Benefits	5010499000	27,840,000.00	0.00	27,840,000.00	418,000.00	0.00	0.00	0.00	418,000.00	40,000.00	0.00	0.00	0.00	40,000.00	40,000.00	0.00	0.00	0.00	40,000.00	27,422,000.00	378,000.00	0.00	0.00
Lump-sum for Filling of Positions - Civilian	5010499007	27,422,000.00	0.00	27,422,000.00	0.00	0.00	0.00	0.00	0.00	0.00	0.00	0.00	0.00	0.00	0.00	0.00	0.00	0.00	0.00	27,422,000.00	0.00	0.00	0.00
for Step Increments - Length of Service	5010499010	348,000.00	0.00	348,000.00	348,000.00	0.00	0.00	0.00	348,000.00	0.00	0.00	0.00	0.00	0.00	0.00	0.00	0.00	0.00	0.00	0.00	348,000.00	0.00	0.00
Award - Civilian	5010499015	70,000.00	0.00	70,000.00	70,000.00	0.00	0.00	0.00	70,000.00	40,000.00	0.00	0.00	0.00	40,000.00	40,000.00	0.00	0.00	0.00	40,000.00	0.00	30,000.00	0.00	0.00
Maintenance and Other Operating Expenses		48,009,000.00	0.00	48,009,000.00	47,009,000.00	0.00	0.00	0.00	47,009,000.00	6,612,071.85	6,892,765.44	6,496,301.17	0.00	20,001,138.46	5,859,876.85	7,644,960.44	6,496,301.17	0.00	20,001,138.46	1,000,000.00	27,007,861.54	0.00	0.00
Traveling Expenses	5020100000	3,859,000.00	0.00	3,859,000.00	3,859,000.00	0.00	0.00	0.00	3,859,000.00	23,728.00	61,850.00	143,766.01	0.00	229,344.01	23,728.00	61,850.00	143,766.01	0.00	229,344.01	0.00	3,629,655.99	0.00	0.00
Expenses - Local	5020101000	3,859,000.00	0.00	3,859,000.00	3,859,000.00	0.00	0.00	0.00	3,859,000.00	23,728.00	61,850.00	143,766.01	0.00	229,344.01	23,728.00	61,850.00	143,766.01	0.00	229,344.01	0.00	3,629,655.99	0.00	0.00
Training and Scholarship Expenses	5020200000	8,143,000.00	0.00	8,143,000.00	8,143,000.00	0.00	0.00	0.00	8,143,000.00	471,543.64	1,257,564.56	1,135,257.66	0.00	2,864,365.86	471,543.64	1,257,564.56	1,135,257.66	0.00	2,864,365.86	0.00	5,278,634.14	0.00	0.00
Training Expenses	5020201000	8,143,000.00	0.00	8,143,000.00	8,143,000.00	0.00	0.00	0.00	8,143,000.00	471,543.64	1,257,564.56	1,135,257.66	0.00	2,864,365.86	471,543.64	1,257,564.56	1,135,257.66	0.00	2,864,365.86	0.00	5,278,634.14	0.00	0.00
Training Expenses	5020201002	8,143,000.00	0.00	8,143,000.00	8,143,000.00	0.00	0.00	0.00	8,143,000.00	471,543.64	1,257,564.56	1,135,257.66	0.00	2,864,365.86	471,543.64	1,257,564.56	1,135,257.66	0.00	2,864,365.86	0.00	5,278,634.14	0.00	0.00
Supplies and Materials Expenses	5020300000	8,920,000.00	0.00	8,920,000.00	8,920,000.00	0.00	0.00	0.00	8,920,000.00	3,079,900.77	1,038,204.62	1,582,410.04	0.00	5,700,515.43	2,327,705.77	1,790,399.62	1,582,410.04	0.00	5,700,515.43	0.00	3,219,484.57	0.00	0.00
Office Supplies Expenses	5020301000	4,524,000.00	0.00	4,524,000.00	4,524,000.00	0.00	0.00	0.00	4,524,000.00	2,681,338.00	754,503.54	106,457.40	0.00	3,542,298.94	1,929,143.00	1,506,698.54	106,457.40	0.00	3,542,298.94	0.00	981,701.06	0.00	0.00
Supplies Expenses	5020301002	4,524,000.00	0.00	4,524,000.00	4,524,000.00	0.00	0.00	0.00	4,524,000.00	2,681,338.00	754,503.54	106,457.40	0.00	3,542,298.94	1,929,143.00	1,506,698.54	106,457.40	0.00	3,542,298.94	0.00	981,701.06	0.00	0.00
Fuel, Oil and Lubricants Expenses	5020309000	1,196,000.00	0.00	1,196,000.00	1,196,000.00	0.00	0.00	0.00	1,196,000.00	92,674.77	124,465.08	332,288.35	0.00	549,428.20	92,674.77	124,465.08	332,288.35	0.00	549,428.20	0.00	646,571.80	0.00	0.00

STATEMENT OF APPROPRIATIONS, ALLOTMENTS, OBLIGATIONS, DISBURSEMENTS AND BALANCES BY OBJECT OF EXPENDITURES
As at the Quarter Ending September 30, 2021

Department :State Universities and Colleges (SUCs)
 Agency :Kalinga State University
 Operating Unit :<not applicable>
 Organization Code :08 019 0000000
 Funding Cluster :01 - Regular Agency Fund

X	Current Year Appropriations
	Supplemental Appropriations
	Continuing Appropriations

(e.g. UACS Fund Cluster: 01-Regular Agency Fund, 02-Foreign Assisted Projects Fund, 03-Special Account-Locally Funded/Domestic Grants Fund, and 04-Special Account-Foreign Assisted/Foreign Grants Fund)

Particulars	UACS CODE	Appropriations				Allotments				Obligations					Disbursements					Balances			
		Authorized Appropriations	Adjustments (Transfer To/From, Modifications/Augmentations)	Adjusted Appropriations	Allotments Received	Adjustments (Reductions, Modifications/Augmentations)	Transfer To	Transfer From	Adjusted Total Allotments	1st Quarter Ending March 31	2nd Quarter Ending June 30	3rd Quarter Ending Sept. 30	4th Quarter Ending Dec. 31	Total	1st Quarter Ending March 31	2nd Quarter Ending June 30	3rd Quarter Ending Sept. 30	4th Quarter Ending Dec. 31	Total	Unreleased Appropriations	Unobligated Allotment	Unpaid Obligations (15-20) = (23+24)	
																						Due and Demandable	Not Yet Due and Demandable
1	2	3	4	5=(3+4)	6	7	8	9	10=[(6+(-)7)-8+9]	11	12	13	14	15=(11+12+13+14)	16	17	18	19	20=(16+17+18+19)	21=(5-10)	22=(10-15)	23	24
Other Supplies and Materials Expenses	5020399000	3,200,000.00	0.00	3,200,000.00	3,200,000.00	0.00	0.00	0.00	3,200,000.00	305,888.00	159,236.00	1,143,664.29	0.00	1,608,788.29	305,888.00	159,236.00	1,143,664.29	0.00	1,608,788.29	0.00	1,591,211.71	0.00	0.00
Utility Expenses	5020400000	4,985,000.00	0.00	4,985,000.00	4,985,000.00	0.00	0.00	0.00	4,985,000.00	293,620.90	573,549.67	1,209,947.28	0.00	2,077,117.85	293,620.90	573,549.67	1,209,947.28	0.00	2,077,117.85	0.00	2,907,882.15	0.00	0.00
Electricity Expenses	5020402000	4,985,000.00	0.00	4,985,000.00	4,985,000.00	0.00	0.00	0.00	4,985,000.00	293,620.90	573,549.67	1,209,947.28	0.00	2,077,117.85	293,620.90	573,549.67	1,209,947.28	0.00	2,077,117.85	0.00	2,907,882.15	0.00	0.00
Communication Expenses	5020500000	7,955,000.00	0.00	7,955,000.00	7,455,000.00	0.00	0.00	0.00	7,455,000.00	553,358.63	736,671.34	484,422.14	0.00	1,774,452.11	553,358.63	736,671.34	484,422.14	0.00	1,774,452.11	500,000.00	5,680,547.89	0.00	0.00
Telephone Expenses	5020502000	50,000.00	0.00	50,000.00	50,000.00	0.00	0.00	0.00	50,000.00	20,219.58	21,035.06	8,745.36	0.00	50,000.00	20,219.58	21,035.06	8,745.36	0.00	50,000.00	0.00	0.00	0.00	0.00
Mobile	5020502001	50,000.00	0.00	50,000.00	50,000.00	0.00	0.00	0.00	50,000.00	20,219.58	21,035.06	8,745.36	0.00	50,000.00	20,219.58	21,035.06	8,745.36	0.00	50,000.00	0.00	0.00	0.00	0.00
Internet Subscription Expenses	5020503000	7,905,000.00	0.00	7,905,000.00	7,405,000.00	0.00	0.00	0.00	7,405,000.00	533,139.05	715,636.28	475,676.78	0.00	1,724,452.11	533,139.05	715,636.28	475,676.78	0.00	1,724,452.11	500,000.00	5,680,547.89	0.00	0.00
Confidential, Intelligence and Extraordinary Expenses	5021000000	264,000.00	0.00	264,000.00	264,000.00	0.00	0.00	0.00	264,000.00	66,000.00	66,000.00	66,000.00	0.00	198,000.00	66,000.00	66,000.00	66,000.00	0.00	198,000.00	0.00	66,000.00	0.00	0.00
and Miscellaneous Expenses	5021003000	264,000.00	0.00	264,000.00	264,000.00	0.00	0.00	0.00	264,000.00	66,000.00	66,000.00	66,000.00	0.00	198,000.00	66,000.00	66,000.00	66,000.00	0.00	198,000.00	0.00	66,000.00	0.00	0.00
Professional Services	5021100000	5,633,000.00	0.00	5,633,000.00	5,633,000.00	0.00	0.00	0.00	5,633,000.00	1,197,406.33	1,982,110.34	639,245.52	0.00	3,818,762.19	1,197,406.33	1,982,110.34	639,245.52	0.00	3,818,762.19	0.00	1,814,237.81	0.00	0.00
Other Professional Services	5021199000	5,633,000.00	0.00	5,633,000.00	5,633,000.00	0.00	0.00	0.00	5,633,000.00	1,197,406.33	1,982,110.34	639,245.52	0.00	3,818,762.19	1,197,406.33	1,982,110.34	639,245.52	0.00	3,818,762.19	0.00	1,814,237.81	0.00	0.00
Repairs and Maintenance	5021300000	2,685,000.00	0.00	2,685,000.00	2,685,000.00	0.00	0.00	0.00	2,685,000.00	134,523.00	567,234.00	581,140.00	0.00	1,282,897.00	134,523.00	567,234.00	581,140.00	0.00	1,282,897.00	0.00	1,402,103.00	0.00	0.00
Repairs and Maintenance - Buildings and Other Structures	5021304000	1,885,000.00	0.00	1,885,000.00	1,885,000.00	0.00	0.00	0.00	1,885,000.00	71,695.00	76,325.00	424,654.07	0.00	572,674.07	71,695.00	76,325.00	424,654.07	0.00	572,674.07	0.00	1,312,325.93	0.00	0.00
School Buildings	5021304002	1,885,000.00	0.00	1,885,000.00	1,885,000.00	0.00	0.00	0.00	1,885,000.00	71,695.00	76,325.00	424,654.07	0.00	572,674.07	71,695.00	76,325.00	424,654.07	0.00	572,674.07	0.00	1,312,325.93	0.00	0.00
Repairs and Maintenance - Transportation Equipment	5021306000	800,000.00	0.00	800,000.00	800,000.00	0.00	0.00	0.00	800,000.00	62,828.00	490,909.00	156,485.93	0.00	710,222.93	62,828.00	490,909.00	156,485.93	0.00	710,222.93	0.00	89,777.07	0.00	0.00
Vehicles	5021306001	800,000.00	0.00	800,000.00	800,000.00	0.00	0.00	0.00	800,000.00	62,828.00	490,909.00	156,485.93	0.00	710,222.93	62,828.00	490,909.00	156,485.93	0.00	710,222.93	0.00	89,777.07	0.00	0.00

STATEMENT OF APPROPRIATIONS, ALLOTMENTS, OBLIGATIONS, DISBURSEMENTS AND BALANCES BY OBJECT OF EXPENDITURES
As at the Quarter Ending September 30, 2021

Department :State Universities and Colleges (SUCs)
 Agency :Kalinga State University
 Operating Unit :<not applicable>
 Organization Code :08 019 0000000
 Funding Cluster :01 - Regular Agency Fund

X	Current Year Appropriations
	Supplemental Appropriations
	Continuing Appropriations

(e.g. UACS Fund Cluster: 01-Regular Agency Fund, 02-Foreign Assisted Projects Fund, 03-Special Account-Locally Funded/Domestic Grants Fund, and 04-Special Account-Foreign Assisted/Foreign Grants Fund)

Particulars	UACS CODE	Appropriations			Allotments					Obligations					Disbursements					Balances			
		Authorized Appropriations	Adjustments (Transfer To/From, Modifications/Augmentations)	Adjusted Appropriations	Allotments Received	Adjustments (Reductions, Modifications/Augmentations)	Transfer To	Transfer From	Adjusted Total Allotments	1st Quarter Ending March 31	2nd Quarter Ending June 30	3rd Quarter Ending Sept. 30	4th Quarter Ending Dec. 31	Total	1st Quarter Ending March 31	2nd Quarter Ending June 30	3rd Quarter Ending Sept. 30	4th Quarter Ending Dec. 31	Total	Unreleased Appropriations	Unobligated Allotment	Unpaid Obligations (15-20) = (23+24)	
																						Due and Demandable	Not Yet Due and Demandable
1	2	3	4	5=(3+4)	6	7	8	9	10=[(6+(-)7)-8+9]	11	12	13	14	15=(11+12+13+14)	16	17	18	19	20=(16+17+18+19)	21=(5-10)	22=(10-15)	23	24
Taxes, Insurance Premiums and Other Fees	5021500000	250,000.00	0.00	250,000.00	250,000.00	0.00	0.00	0.00	250,000.00	41,212.31	62,994.56	80,900.00	0.00	185,106.87	41,212.31	62,994.56	80,900.00	0.00	185,106.87	0.00	64,893.13	0.00	0.00
Taxes, Duties and Licenses	5021501000	250,000.00	0.00	250,000.00	250,000.00	0.00	0.00	0.00	250,000.00	41,212.31	62,994.56	80,900.00	0.00	185,106.87	41,212.31	62,994.56	80,900.00	0.00	185,106.87	0.00	64,893.13	0.00	0.00
Duties and Licenses	5021501001	250,000.00	0.00	250,000.00	250,000.00	0.00	0.00	0.00	250,000.00	41,212.31	62,994.56	80,900.00	0.00	185,106.87	41,212.31	62,994.56	80,900.00	0.00	185,106.87	0.00	64,893.13	0.00	0.00
Other Maintenance and Operating Expenses	5029900000	5,315,000.00	0.00	5,315,000.00	4,815,000.00	0.00	0.00	0.00	4,815,000.00	750,778.27	546,586.35	573,212.52	0.00	1,870,577.14	750,778.27	546,586.35	573,212.52	0.00	1,870,577.14	500,000.00	2,944,422.86	0.00	0.00
Advertising Expenses	5029901000	210,000.00	0.00	210,000.00	210,000.00	0.00	0.00	0.00	210,000.00	46,460.00	27,140.00	0.00	0.00	73,600.00	46,460.00	27,140.00	0.00	0.00	73,600.00	0.00	136,400.00	0.00	0.00
Printing and Publication Expenses	5029902000	1,125,000.00	0.00	1,125,000.00	1,125,000.00	0.00	0.00	0.00	1,125,000.00	183,740.27	29,699.88	103,043.52	0.00	316,483.67	183,740.27	29,699.88	103,043.52	0.00	316,483.67	0.00	808,516.33	0.00	0.00
Representation Expenses	5029903000	2,180,000.00	0.00	2,180,000.00	2,180,000.00	0.00	0.00	0.00	2,180,000.00	471,723.00	351,122.35	349,079.00	0.00	1,171,924.35	471,723.00	351,122.35	349,079.00	0.00	1,171,924.35	0.00	1,008,075.65	0.00	0.00
Transportation and Delivery Expenses	5029904000	357,000.00	0.00	357,000.00	357,000.00	0.00	0.00	0.00	357,000.00	300.00	836.00	3,517.00	0.00	4,653.00	300.00	836.00	3,517.00	0.00	4,653.00	0.00	352,347.00	0.00	0.00
Rent/Lease Expenses	5029905000	40,000.00	0.00	40,000.00	40,000.00	0.00	0.00	0.00	40,000.00	0.00	0.00	0.00	0.00	0.00	0.00	0.00	0.00	0.00	0.00	0.00	40,000.00	0.00	0.00
Building and Structures	5029905001	40,000.00	0.00	40,000.00	40,000.00	0.00	0.00	0.00	40,000.00	0.00	0.00	0.00	0.00	0.00	0.00	0.00	0.00	0.00	0.00	0.00	40,000.00	0.00	0.00
Membership Dues and Contributions to Organizations	5029906000	535,000.00	0.00	535,000.00	535,000.00	0.00	0.00	0.00	535,000.00	32,000.00	130,000.00	110,000.00	0.00	272,000.00	32,000.00	130,000.00	110,000.00	0.00	272,000.00	0.00	263,000.00	0.00	0.00
Other Subscription Expenses	5029907000	368,000.00	0.00	368,000.00	368,000.00	0.00	0.00	0.00	368,000.00	16,555.00	7,788.12	7,573.00	0.00	31,916.12	16,555.00	7,788.12	7,573.00	0.00	31,916.12	0.00	336,083.88	0.00	0.00
Other Subscription Expenses	5029907099	368,000.00	0.00	368,000.00	368,000.00	0.00	0.00	0.00	368,000.00	16,555.00	7,788.12	7,573.00	0.00	31,916.12	16,555.00	7,788.12	7,573.00	0.00	31,916.12	0.00	336,083.88	0.00	0.00
Other Maintenance and Operating Expenses	5029999000	500,000.00	0.00	500,000.00	0.00	0.00	0.00	0.00	0.00	0.00	0.00	0.00	0.00	0.00	0.00	0.00	0.00	0.00	0.00	500,000.00	0.00	0.00	0.00


STATEMENT OF APPROPRIATIONS, ALLOTMENTS, OBLIGATIONS, DISBURSEMENTS AND BALANCES BY OBJECT OF EXPENDITURES
As at the Quarter Ending September 30, 2021

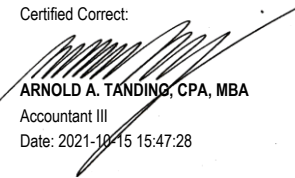
Department :State Universities and Colleges (SUCs)
Agency :Kalinga State University
Operating Unit :<not applicable>
Organization Code :08 019 0000000
Funding Cluster :01 - Regular Agency Fund


X	Current Year Appropriations
	Supplemental Appropriations
	Continuing Appropriations


(e.g. UACS Fund Cluster: 01-Regular Agency Fund, 02-Foreign Assisted Projects Fund, 03-Special Account-Locally Funded/Domestic Grants Fund, and 04-Special Account-Foreign Assisted/Foreign Grants Fund)

Particulars	UACS CODE	Appropriations			Allotments					Obligations					Disbursements					Balances				
		Authorized Appropriations	Adjustments (Transfer To/From, Modifications/Augmentations)	Adjusted Appropriations	Allotments Received	Adjustments (Reductions, Modifications/Augmentations)	Transfer To	Transfer From	Adjusted Total Allotments	1st Quarter Ending March 31	2nd Quarter Ending June 30	3rd Quarter Ending Sept. 30	4th Quarter Ending Dec. 31	Total	1st Quarter Ending March 31	2nd Quarter Ending June 30	3rd Quarter Ending Sept. 30	4th Quarter Ending Dec. 31	Total	Unreleased Appropriations	Unobligated Allotment	Unpaid Obligations (15-20) = (23+24)		
																						Due and Demandable	Not Yet Due and Demandable	
1	2	3	4	5=(3+4)	6	7	8	9	10=[(6+(-)7)-8+9]	11	12	13	14	15=(11+12+13+14)	16	17	18	19	20=(16+17+18+19)	21=(5-10)	22=(10-15)	23	24	
Maintenance and Operating Expenses	5029999099	500,000.00	0.00	500,000.00	0.00	0.00	0.00	0.00	0.00	0.00	0.00	0.00	0.00	0.00	0.00	0.00	0.00	0.00	0.00	500,000.00	0.00	0.00	0.00	0.00
Capital Outlays		62,534,000.00	0.00	62,534,000.00	62,534,000.00	0.00	0.00	0.00	62,534,000.00	43,716,868.01	17,389,362.28	349,433.55	0.00	61,455,663.84	7,530,712.41	2,958,442.06	7,343,914.93	0.00	17,833,069.40	0.00	1,078,336.16	0.00	43,622,594.44	
Property, Plant and Equipment Outlay	5060400000	62,534,000.00	0.00	62,534,000.00	62,534,000.00	0.00	0.00	0.00	62,534,000.00	43,716,868.01	17,389,362.28	349,433.55	0.00	61,455,663.84	7,530,712.41	2,958,442.06	7,343,914.93	0.00	17,833,069.40	0.00	1,078,336.16	0.00	43,622,594.44	
Buildings and Other Structures	5060404000	62,534,000.00	0.00	62,534,000.00	62,534,000.00	0.00	0.00	0.00	62,534,000.00	43,716,868.01	17,389,362.28	349,433.55	0.00	61,455,663.84	7,530,712.41	2,958,442.06	7,343,914.93	0.00	17,833,069.40	0.00	1,078,336.16	0.00	43,622,594.44	
School Buildings	5060404002	45,000,000.00	0.00	45,000,000.00	45,000,000.00	0.00	0.00	0.00	45,000,000.00	43,716,868.01	389,829.08	349,433.55	0.00	44,456,130.64	7,530,712.41	389,829.08	7,343,914.93	0.00	15,264,456.42	0.00	543,869.36	0.00	29,191,674.22	
Structures	5060404099	17,534,000.00	0.00	17,534,000.00	17,534,000.00	0.00	0.00	0.00	17,534,000.00	0.00	16,999,533.20	0.00	0.00	16,999,533.20	0.00	2,568,612.98	0.00	0.00	2,568,612.98	0.00	534,466.80	0.00	14,430,920.22	
B. Automatic Appropriations		16,733,000.00	0.00	16,733,000.00	16,733,000.00	0.00	0.00	0.00	16,733,000.00	4,039,800.16	4,033,432.76	4,011,082.93	0.00	12,084,315.85	4,039,800.16	4,033,432.76	4,011,082.93	0.00	12,084,315.85	0.00	4,648,684.15	0.00	0.00	
Retirement and Life Insurance Premiums	5010301000	16,733,000.00	0.00	16,733,000.00	16,733,000.00	0.00	0.00	0.00	16,733,000.00	4,039,800.16	4,033,432.76	4,011,082.93	0.00	12,084,315.85	4,039,800.16	4,033,432.76	4,011,082.93	0.00	12,084,315.85	0.00	4,648,684.15	0.00	0.00	
GRAND TOTAL		346,063,000.00	0.00	346,063,000.00	317,641,000.00	0.00	0.00	0.00	317,641,000.00	92,844,486.95	80,083,153.27	50,978,038.18	0.00	223,905,678.40	55,906,136.35	66,404,428.05	57,972,519.56	0.00	180,283,083.96	28,422,000.00	93,735,321.60	0.00	43,622,594.44	

Certified Correct:

ELSIE P. ANDRES
Budget Officer
Date: 2021-10-15 15:47:28

Certified Correct:

ARNOLD A. TANDINO, CPA, MBA
Accountant III
Date: 2021-10-15 15:47:28

Recommending Approval:

DANILO T. BUEN, MBA
Director, FMS
Date: 2021-10-15 15:52:50

Approved By:

EDUARDO T. BAGTANG, CPA, DBM
SUC President III
Date: 2021-10-16 10:18:26


STATEMENT OF APPROPRIATIONS, ALLOTMENTS, OBLIGATIONS, DISBURSEMENTS AND BALANCES BY OBJECT OF EXPENDITURES
As at the Quarter Ending September 30, 2021

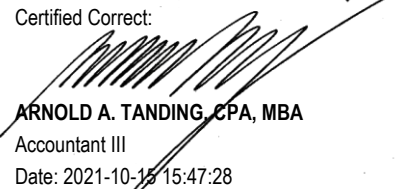
Department :State Universities and Colleges (SUCs)
 Agency :Kalinga State University
 Operating Unit :<not applicable>
 Organization Code :08 019 000000
 Funding Cluster :01 - Regular Agency Fund


	Current Year Appropriations
	Supplemental Appropriations
X	Continuing Appropriations

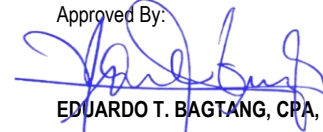
(e.g. UACS Fund Cluster: 01-Regular Agency Fund, 02-Foreign Assisted Projects Fund, 03-Special Account-Locally Funded/Domestic Grants Fund, and 04-Special Account-Foreign Assisted/Foreign Grants Fund)

Particulars	UACS CODE	Appropriations			Allotments				Obligations					Disbursements				Balances						
		Authorized Appropriations	Adjustments (Transfer To/From, Modifications/ Augmentations)	Adjusted Appropriations	Allotments Received	Adjustments (Reductions, Modifications/ Augmentations)	Transfer To	Transfer From	Adjusted Total Allotments	1st Quarter Ending March 31	2nd Quarter Ending June 30	3rd Quarter Ending Sept. 30	4th Quarter Ending Dec. 31	Total	1st Quarter Ending March 31	2nd Quarter Ending June 30	3rd Quarter Ending Sept. 30	4th Quarter Ending Dec. 31	Total	Unreleased Appropriations	Unobligated Allotment	Unpaid Obligations (15-20) = (23+24)		
1	2	3	4	5=(3+4)	6	7	8	9	10=[{6+(-)7}-8+9]	11	12	13	14	15=(11+12+13+14)	16	17	18	19	20=(16+17+18+19)	21=(5-10)	22=(10-15)	23	24	
SUMMARY		4,076,340.00	0.00	4,076,340.00	0.00	0.00	0.00	0.00	0.00	0.00	0.00	0.00	0.00	0.00	0.00	0.00	0.00	0.00	0.00	0.00	4,076,340.00	0.00	0.00	0.00
I. Continuing Appropriations		4,076,340.00	0.00	4,076,340.00	0.00	0.00	0.00	0.00	0.00	0.00	0.00	0.00	0.00	0.00	0.00	0.00	0.00	0.00	0.00	0.00	4,076,340.00	0.00	0.00	0.00
I. Agency Specific Budget		4,076,340.00	0.00	4,076,340.00	0.00	0.00	0.00	0.00	0.00	0.00	0.00	0.00	0.00	0.00	0.00	0.00	0.00	0.00	0.00	0.00	4,076,340.00	0.00	0.00	0.00
Personnel Services		4,076,340.00	0.00	4,076,340.00	0.00	0.00	0.00	0.00	0.00	0.00	0.00	0.00	0.00	0.00	0.00	0.00	0.00	0.00	0.00	0.00	4,076,340.00	0.00	0.00	0.00
Other Personnel Benefits	5010400000	4,076,340.00	0.00	4,076,340.00	0.00	0.00	0.00	0.00	0.00	0.00	0.00	0.00	0.00	0.00	0.00	0.00	0.00	0.00	0.00	0.00	4,076,340.00	0.00	0.00	0.00
Other Personnel Benefits	5010499000	4,076,340.00	0.00	4,076,340.00	0.00	0.00	0.00	0.00	0.00	0.00	0.00	0.00	0.00	0.00	0.00	0.00	0.00	0.00	0.00	0.00	4,076,340.00	0.00	0.00	0.00
Lump-sum for Filling of Positions - Civilian	5010499007	4,076,340.00	0.00	4,076,340.00	0.00	0.00	0.00	0.00	0.00	0.00	0.00	0.00	0.00	0.00	0.00	0.00	0.00	0.00	0.00	0.00	4,076,340.00	0.00	0.00	0.00
GRAND TOTAL		4,076,340.00	0.00	4,076,340.00	0.00	0.00	0.00	0.00	0.00	0.00	0.00	0.00	0.00	0.00	0.00	0.00	0.00	0.00	0.00	0.00	4,076,340.00	0.00	0.00	0.00

Certified Correct:

ELSIE P. ANDRES
 Budget Officer
 Date: 2021-10-15 15:47:28

Certified Correct:

ARNOLD A. TANDING, CPA, MBA
 Accountant III
 Date: 2021-10-15 15:47:28

Recommending Approval:

DANILO T. BUEN, MBA
 Director, FMS
 Date: 2021-10-15 15:52:50

Approved By:

EDUARDO T. BAGTANG, CPA, DBM
 SUC President III
 Date: 2021-10-16 10:18:26