

**STATEMENT OF APPROVED BUDGET, UTILIZATIONS, DISBURSEMENTS AND BALANCES FOR TRUST RECEIPTS**  
 (for Implementing Agency use only)  
**As at the Quarter Ending September 30, 2020**

Department : **State Universities and Colleges (SUCs)**  
 Agency : **Kalinga State University**  
 Operating Unit : **<not applicable>**  
 Organization Code: **08 019 0000000**  
 Funding Cluster: **07 - Trust Receipts**  
 (e.g. UACS Fund Cluster: 05-Internally Generated Funds and 06-Business Related Funds)

<b>X</b>	Inter Agency Fund Transfer
	Grants and Donations (Less than 12 months)

Source Agencies and Projects	UACS CODE	Approved Budget			Utilizations					Disbursements					Balances		
		Approved Budgeted Revenue	Adjustments) (Reductions, Modifications/ Augmentations)	Adjusted Budgeted Revenue	1st Quarter Ending March 31	2nd Quarter Ending June 30	3rd Quarter Ending Sept. 30	4th Quarter Ending Dec. 31	Total	1st Quarter Ending March 31	2nd Quarter Ending June 30	3rd Quarter Ending Sept. 30	4th Quarter Ending Dec. 31	Total	Unutilized Budget	Unpaid Utilizations	
																Due and Demandable	Not Yet Due and Demandable
1	2	3	4	5=([3+(-)4])	6	7	8	9	10=(6+7+8+9)	11	12	13	14	15=(11+12+13+14)	16	17	18
<b>Commission on Higher Education</b>		<b>10,000,000.00</b>	<b>0.00</b>	<b>10,000,000.00</b>	<b>0.00</b>	<b>0.00</b>	<b>9,970,000.00</b>	<b>0.00</b>	<b>9,970,000.00</b>	<b>0.00</b>	<b>0.00</b>	<b>0.00</b>	<b>0.00</b>	<b>0.00</b>	<b>30,000.00</b>	<b>9,970,000.00</b>	<b>0.00</b>
HEDF-Funded Project		10,000,000.00	0.00	10,000,000.00	0.00	0.00	9,970,000.00	0.00	9,970,000.00	0.00	0.00	0.00	0.00	0.00	30,000.00	9,970,000.00	0.00
PS		0.00	0.00	0.00	0.00	0.00	0.00	0.00	0.00	0.00	0.00	0.00	0.00	0.00	0.00	0.00	0.00
MOOE		0.00	0.00	0.00	0.00	0.00	0.00	0.00	0.00	0.00	0.00	0.00	0.00	0.00	0.00	0.00	0.00
CO		10,000,000.00	0.00	10,000,000.00	0.00	0.00	9,970,000.00	0.00	9,970,000.00	0.00	0.00	0.00	0.00	0.00	30,000.00	9,970,000.00	0.00
<b>Commission on Higher Education</b>		<b>19,321,080.00</b>	<b>0.00</b>	<b>19,321,080.00</b>	<b>0.00</b>	<b>16,906,736.00</b>	<b>21,909,045.00</b>	<b>0.00</b>	<b>38,815,781.00</b>	<b>0.00</b>	<b>16,906,736.00</b>	<b>21,909,045.00</b>	<b>0.00</b>	<b>38,815,781.00</b>	<b>-19,494,701.00</b>	<b>0.00</b>	<b>0.00</b>
Free Tuition		19,321,080.00	0.00	19,321,080.00	0.00	16,906,736.00	21,909,045.00	0.00	38,815,781.00	0.00	16,906,736.00	21,909,045.00	0.00	38,815,781.00	-19,494,701.00	0.00	0.00
PS		0.00	0.00	0.00	0.00	0.00	0.00	0.00	0.00	0.00	0.00	0.00	0.00	0.00	0.00	0.00	0.00
MOOE		19,321,080.00	0.00	19,321,080.00	0.00	16,906,736.00	21,909,045.00	0.00	38,815,781.00	0.00	16,906,736.00	21,909,045.00	0.00	38,815,781.00	-19,494,701.00	0.00	0.00
CO		0.00	0.00	0.00	0.00	0.00	0.00	0.00	0.00	0.00	0.00	0.00	0.00	0.00	0.00	0.00	0.00
<b>Commission on Higher Education</b>		<b>23,834,200.00</b>	<b>0.00</b>	<b>23,834,200.00</b>	<b>0.00</b>	<b>5,442,861.54</b>	<b>13,818,589.00</b>	<b>0.00</b>	<b>19,261,450.54</b>	<b>0.00</b>	<b>5,442,861.54</b>	<b>13,818,589.00</b>	<b>0.00</b>	<b>19,261,450.54</b>	<b>4,572,749.46</b>	<b>0.00</b>	<b>0.00</b>
Tertiary Education Subsidy		23,834,200.00	0.00	23,834,200.00	0.00	5,442,861.54	13,818,589.00	0.00	19,261,450.54	0.00	5,442,861.54	13,818,589.00	0.00	19,261,450.54	4,572,749.46	0.00	0.00
PS		0.00	0.00	0.00	0.00	0.00	0.00	0.00	0.00	0.00	0.00	0.00	0.00	0.00	0.00	0.00	0.00
MOOE		23,834,200.00	0.00	23,834,200.00	0.00	5,442,861.54	13,818,589.00	0.00	19,261,450.54	0.00	5,442,861.54	13,818,589.00	0.00	19,261,450.54	4,572,749.46	0.00	0.00
CO		0.00	0.00	0.00	0.00	0.00	0.00	0.00	0.00	0.00	0.00	0.00	0.00	0.00	0.00	0.00	0.00
<b>Commission on Higher Education</b>		<b>535,600.00</b>	<b>0.00</b>	<b>535,600.00</b>	<b>0.00</b>	<b>0.00</b>	<b>380,000.00</b>	<b>0.00</b>	<b>380,000.00</b>	<b>0.00</b>	<b>0.00</b>	<b>380,000.00</b>	<b>0.00</b>	<b>380,000.00</b>	<b>155,600.00</b>	<b>0.00</b>	<b>0.00</b>
ESGP-PA Scholarship Grant		535,600.00	0.00	535,600.00	0.00	0.00	380,000.00	0.00	380,000.00	0.00	0.00	380,000.00	0.00	380,000.00	155,600.00	0.00	0.00
PS		0.00	0.00	0.00	0.00	0.00	0.00	0.00	0.00	0.00	0.00	0.00	0.00	0.00	0.00	0.00	0.00
MOOE		535,600.00	0.00	535,600.00	0.00	0.00	380,000.00	0.00	380,000.00	0.00	0.00	380,000.00	0.00	380,000.00	155,600.00	0.00	0.00
CO		0.00	0.00	0.00	0.00	0.00	0.00	0.00	0.00	0.00	0.00	0.00	0.00	0.00	0.00	0.00	0.00
<b>Commission on Higher Education - Cordillera Administrative Region</b>		<b>939,000.00</b>	<b>0.00</b>	<b>939,000.00</b>	<b>0.00</b>	<b>0.00</b>	<b>570,000.00</b>	<b>0.00</b>	<b>570,000.00</b>	<b>0.00</b>	<b>0.00</b>	<b>570,000.00</b>	<b>0.00</b>	<b>570,000.00</b>	<b>369,000.00</b>	<b>0.00</b>	<b>0.00</b>
Tulong-Dunong Program		939,000.00	0.00	939,000.00	0.00	0.00	570,000.00	0.00	570,000.00	0.00	0.00	570,000.00	0.00	570,000.00	369,000.00	0.00	0.00
PS		0.00	0.00	0.00	0.00	0.00	0.00	0.00	0.00	0.00	0.00	0.00	0.00	0.00	0.00	0.00	0.00
MOOE		939,000.00	0.00	939,000.00	0.00	0.00	570,000.00	0.00	570,000.00	0.00	0.00	570,000.00	0.00	570,000.00	369,000.00	0.00	0.00
CO		0.00	0.00	0.00	0.00	0.00	0.00	0.00	0.00	0.00	0.00	0.00	0.00	0.00	0.00	0.00	0.00


**STATEMENT OF APPROVED BUDGET, UTILIZATIONS, DISBURSEMENTS AND BALANCES FOR TRUST RECEIPTS**  
 (for Implementing Agency use only)  
**As at the Quarter Ending September 30, 2020**

Department : **State Universities and Colleges (SUCs)**  
 Agency : **Kalinga State University**  
 Operating Unit : **<not applicable>**  
 Organization Code: **08 019 0000000**  
 Funding Cluster: **07 - Trust Receipts**  
 (e.g. UACS Fund Cluster: 05-Internally Generated Funds and 06-Business Related Funds)

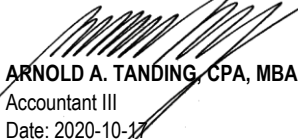
<input checked="" type="checkbox"/>	Inter Agency Fund Transfer
<input type="checkbox"/>	Grants and Donations (Less than 12 months)

Source Agencies and Projects	UACS CODE	Approved Budget			Utilizations					Disbursements				Balances			
		Approved Budgeted Revenue	Adjustments (Reductions, Modifications/ Augmentations)	Adjusted Budgeted Revenue	1st Quarter Ending March 31	2nd Quarter Ending June 30	3rd Quarter Ending Sept. 30	4th Quarter Ending Dec. 31	Total	1st Quarter Ending March 31	2nd Quarter Ending June 30	3rd Quarter Ending Sept. 30	4th Quarter Ending Dec. 31	Total	Unutilized Budget	Unpaid Utilizations	
																Due and Demandable	Not Yet Due and Demandable
1	2	3	4	5=([3+(-)4])	6	7	8	9	10=(6+7+8+9)	11	12	13	14	15=(11+12+13+14)	16	17	18
<b>Department of Education (DepEd)</b>		<b>4,103,750.00</b>	<b>0.00</b>	<b>4,103,750.00</b>	<b>0.00</b>	<b>0.00</b>	<b>4,103,750.00</b>	<b>0.00</b>	<b>4,103,750.00</b>	<b>0.00</b>	<b>0.00</b>	<b>4,103,750.00</b>	<b>0.00</b>	<b>4,103,750.00</b>	<b>0.00</b>	<b>0.00</b>	<b>0.00</b>
Senior High School		4,103,750.00	0.00	4,103,750.00	0.00	0.00	4,103,750.00	0.00	4,103,750.00	0.00	0.00	4,103,750.00	0.00	4,103,750.00	0.00	0.00	0.00
PS		0.00	0.00	0.00	0.00	0.00	0.00	0.00	0.00	0.00	0.00	0.00	0.00	0.00	0.00	0.00	0.00
MOOE		4,103,750.00	0.00	4,103,750.00	0.00	0.00	4,103,750.00	0.00	4,103,750.00	0.00	0.00	4,103,750.00	0.00	4,103,750.00	0.00	0.00	0.00
CO		0.00	0.00	0.00	0.00	0.00	0.00	0.00	0.00	0.00	0.00	0.00	0.00	0.00	0.00	0.00	0.00
<b>DA-ACEF</b>		<b>5,000,000.00</b>	<b>0.00</b>	<b>5,000,000.00</b>	<b>0.00</b>	<b>0.00</b>	<b>0.00</b>	<b>0.00</b>	<b>0.00</b>	<b>0.00</b>	<b>0.00</b>	<b>0.00</b>	<b>0.00</b>	<b>0.00</b>	<b>5,000,000.00</b>	<b>0.00</b>	<b>0.00</b>
Upgrading of Button Mushroom (Agaricus bisporus) Facility at Kalinga State University		5,000,000.00	0.00	5,000,000.00	0.00	0.00	0.00	0.00	0.00	0.00	0.00	0.00	0.00	0.00	5,000,000.00	0.00	0.00
PS		0.00	0.00	0.00	0.00	0.00	0.00	0.00	0.00	0.00	0.00	0.00	0.00	0.00	0.00	0.00	0.00
MOOE		5,000,000.00	0.00	5,000,000.00	0.00	0.00	0.00	0.00	0.00	0.00	0.00	0.00	0.00	0.00	5,000,000.00	0.00	0.00
CO		0.00	0.00	0.00	0.00	0.00	0.00	0.00	0.00	0.00	0.00	0.00	0.00	0.00	0.00	0.00	0.00
<b>TOTAL</b>		<b>63,733,630.00</b>	<b>0.00</b>	<b>63,733,630.00</b>	<b>0.00</b>	<b>22,349,597.54</b>	<b>50,751,384.00</b>	<b>0.00</b>	<b>73,100,981.54</b>	<b>0.00</b>	<b>22,349,597.54</b>	<b>40,781,384.00</b>	<b>0.00</b>	<b>63,130,981.54</b>	<b>-9,367,351.54</b>	<b>9,970,000.00</b>	<b>0.00</b>
PS		0.00	0.00	0.00	0.00	0.00	0.00	0.00	0.00	0.00	0.00	0.00	0.00	0.00	0.00	0.00	0.00
MOOE		53,733,630.00	0.00	53,733,630.00	0.00	22,349,597.54	40,781,384.00	0.00	63,130,981.54	0.00	22,349,597.54	40,781,384.00	0.00	63,130,981.54	-9,397,351.54	0.00	0.00
CO		10,000,000.00	0.00	10,000,000.00	0.00	0.00	9,970,000.00	0.00	9,970,000.00	0.00	0.00	0.00	0.00	0.00	30,000.00	9,970,000.00	0.00


Certified Correct:

  
**ELSIE P. ANDRES**  
 Budget Officer  
 Date: 2020-10-17


Certified Correct:

  
**ARNOLD A. TANDING, CPA, MBA**  
 Accountant III  
 Date: 2020-10-17

Recommending Approval:

  
**DANILO T. BUEN, MBA**  
 Director, FMS  
 Date: 2020-10-17

Approved By:


  
**EDUARDO T. BAGTANG, CPA, DBM**  
 SUC President III  
 Date: 2020-10-17

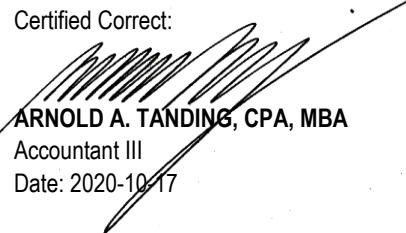
**STATEMENT OF APPROVED BUDGET, UTILIZATIONS, DISBURSEMENTS AND BALANCES FOR TRUST RECEIPTS**  
 (for Implementing Agency use only)  
**As at the Quarter Ending September 30, 2020**


Department : **State Universities and Colleges (SUCs)**  
 Agency : **Kalinga State University**  
 Operating Unit : **<not applicable>**  
 Organization Code: **08 019 0000000**  
 Funding Cluster: **01 Regular Agency Fund**  
 (e.g. UACS Fund Cluster: 05-Internally Generated Funds and 06-Business Related Funds)


<b>X</b>	Inter Agency Fund Transfer
	Grants and Donations (Less than 12 months)

Source Agencies and Projects	UACS CODE	Approved Budget			Utilizations					Disbursements					Balances		
		Approved Budgeted Revenue	Adjustments	Adjusted Budgeted Revenue	1st Quarter Ending March 31	2nd Quarter Ending June 30	3rd Quarter Ending Sept. 30	4th Quarter Ending Dec. 31	Total	1st Quarter Ending March 31	2nd Quarter Ending June 30	3rd Quarter Ending Sept. 30	4th Quarter Ending Dec. 31	Total	Unused Budget	Unpaid Utilizations	
			(Reductions, Modifications/ Augmentations)													Due and Demandable	Not yet Due and Demandable
1	2	3	4	5=[(3+(-)4)]	6	7	8	9	10=(6+7+8+9)	11	12	13	14	15=(11+12+13+14)	16=(5-10)	17	18
Department of Science and Technology (DOST)		1,445,874.80	0.00	1,445,874.80	0.00	0.00	424,053.80	0.00	424,053.80	0.00	0.00	424,053.80	0.00	424,053.80	1,021,821.00	0.00	0.00
Office of the Secretary		1,445,874.80	0.00	1,445,874.80	0.00	0.00	424,053.80	0.00	424,053.80	0.00	0.00	424,053.80	0.00	424,053.80	1,021,821.00	0.00	0.00
Central Office		1,445,874.80	0.00	1,445,874.80	0.00	0.00	424,053.80	0.00	424,053.80	0.00	0.00	424,053.80	0.00	424,053.80	1,021,821.00	0.00	0.00
Saving the Heirloom Corn Varieties of Kalinga Province		1,445,874.80	0.00	1,445,874.80	0.00	0.00	424,053.80	0.00	424,053.80	0.00	0.00	424,053.80	0.00	424,053.80	1,021,821.00	0.00	0.00
MOOE		1,445,874.80	0.00	1,445,874.80	0.00	0.00	424,053.80	0.00	424,053.80	0.00	0.00	424,053.80	0.00	424,053.80	1,021,821.00	0.00	0.00
<b>TOTAL</b>		<b>1,445,874.80</b>	<b>0.00</b>	<b>1,445,874.80</b>	<b>0.00</b>	<b>0.00</b>	<b>424,053.80</b>	<b>0.00</b>	<b>424,053.80</b>	<b>0.00</b>	<b>0.00</b>	<b>424,053.80</b>	<b>0.00</b>	<b>424,053.80</b>	<b>1,021,821.00</b>	<b>0.00</b>	<b>0.00</b>
<b>PS</b>		<b>0.00</b>	<b>0.00</b>	<b>0.00</b>	<b>0.00</b>	<b>0.00</b>	<b>0.00</b>	<b>0.00</b>	<b>0.00</b>	<b>0.00</b>	<b>0.00</b>	<b>0.00</b>	<b>0.00</b>	<b>0.00</b>	<b>0.00</b>	<b>0.00</b>	<b>0.00</b>
<b>MOOE</b>		<b>1,445,874.80</b>	<b>0.00</b>	<b>1,445,874.80</b>	<b>0.00</b>	<b>0.00</b>	<b>424,053.80</b>	<b>0.00</b>	<b>424,053.80</b>	<b>0.00</b>	<b>0.00</b>	<b>424,053.80</b>	<b>0.00</b>	<b>424,053.80</b>	<b>1,021,821.00</b>	<b>0.00</b>	<b>0.00</b>
<b>CO</b>		<b>0.00</b>	<b>0.00</b>	<b>0.00</b>	<b>0.00</b>	<b>0.00</b>	<b>0.00</b>	<b>0.00</b>	<b>0.00</b>	<b>0.00</b>	<b>0.00</b>	<b>0.00</b>	<b>0.00</b>	<b>0.00</b>	<b>0.00</b>	<b>0.00</b>	<b>0.00</b>

Certified Correct:  
  
**ELSIE P. ANDRES**  
 Budget Officer  
 Date: 2020-10-17

Certified Correct:  
  
**ARNOLD A. TANDING, CPA, MBA**  
 Accountant III  
 Date: 2020-10-17

Recommending Approval:  
  
**DANILO T. BUEN, MBA**  
 Director, FMS  
 Date: 2020-10-17

Approved By:  
  
**EDUARDO T. BAGTANG, CPA, DBM**  
 SUC President III  
 Date: 2020-10-17