



STATEMENT OF APPROVED BUDGET, UTILIZATIONS, DISBURSEMENTS AND BALANCES FOR TRUST RECEIPTS
 (for Implementing Agency use only)
 As at the Quarter Ending December 31, 2019


Department : **State Universities and Colleges (SUCs)**
 Agency : **Kalinga State University**
 Operating Unit : **<not applicable>**
 Organization Code: **08 019 0000000**
 Funding Cluster: **07 - Trust Receipts**
 (e.g. UACS Fund Cluster: 05-Internally Generated Funds and 06-Business Related Funds)

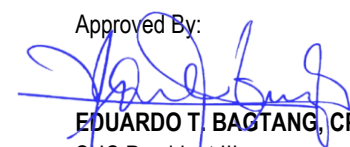
X	Inter Agency Fund Transfer
	Grants and Donations (Less than 12 months)

Source Agencies and Projects	UACS CODE	Approved Budget			Utilizations					Disbursements					Balances		
		Approved Budgeted Revenue	Adjustments (Reductions, Modifications/ Augmentations)	Adjusted Budgeted Revenue	1st Quarter Ending March 31	2nd Quarter Ending June 30	3rd Quarter Ending Sept. 30	4th Quarter Ending Dec. 31	Total	1st Quarter Ending March 31	2nd Quarter Ending June 30	3rd Quarter Ending Sept. 30	4th Quarter Ending Dec. 31	Total	Unutilized Budget	Unpaid Utilizations	
																Due and Demandable	Due and Demandable
1	2	3	4	5=[(3+(-)4)]	6	7	8	9	10=(6+7+8+9)	11	12	13	14	15=(11+12+13+14)	16	17	18
Other Executive Offices		741,600.00	0.00	741,600.00	0.00	0.00	0.00	0.00	0.00	0.00	0.00	0.00	0.00	0.00	741,600.00	0.00	0.00
Commission on Higher Education		741,600.00	0.00	741,600.00	0.00	0.00	0.00	0.00	0.00	0.00	0.00	0.00	0.00	0.00	741,600.00	0.00	0.00
Central Office		741,600.00	0.00	741,600.00	0.00	0.00	0.00	0.00	0.00	0.00	0.00	0.00	0.00	0.00	741,600.00	0.00	0.00
HEDF-Funded Projects		10,000,000.00	0.00	10,000,000.00	0.00	0.00	0.00	0.00	0.00	0.00	0.00	0.00	0.00	0.00	10,000,000.00	0.00	0.00
MOOE		10,000,000.00	0.00	10,000,000.00	0.00	0.00	0.00	0.00	0.00	0.00	0.00	0.00	0.00	0.00	10,000,000.00	0.00	0.00
Tertiary Education Subsidy		741,600.00	0.00	741,600.00	0.00	0.00	0.00	0.00	0.00	0.00	0.00	0.00	0.00	0.00	741,600.00	0.00	0.00
MOOE		741,600.00	0.00	741,600.00	0.00	0.00	0.00	0.00	0.00	0.00	0.00	0.00	0.00	0.00	741,600.00	0.00	0.00
TOTAL		10,741,600.00	0.00	10,741,600.00	0.00	0.00	0.00	0.00	0.00	0.00	0.00	0.00	0.00	0.00	10,741,600.00	0.00	0.00
PS		0.00	0.00	0.00	0.00	0.00	0.00	0.00	0.00	0.00	0.00	0.00	0.00	0.00	0.00	0.00	0.00
MOOE		10,741,600.00	0.00	10,741,600.00	0.00	0.00	0.00	0.00	0.00	0.00	0.00	0.00	0.00	0.00	10,741,600.00	0.00	0.00
CO		0.00	0.00	0.00	0.00	0.00	0.00	0.00	0.00	0.00	0.00	0.00	0.00	0.00	0.00	0.00	0.00

Certified Correct:

ELSIE P. ANDRES
 Budget Officer
 Date: 2020-02-17 15:06:03.0

Certified Correct:

ARNOLD A. TANDING, CPA, MBA
 Accountant III
 Date: 2020-02-17 15:06:

Recommending Approval:

DANILO T. BUEN, MBA
 Director, FMS
 Date: 2020-02-17 15:07:

Approved By:

EDUARDO T. BAGTANG, CPA, DBM
 SUC President III
 Date: 2020-02-17 15:08:

STATEMENT OF APPROVED BUDGET, UTILIZATIONS, DISBURSEMENTS AND BALANCES FOR TRUST RECEIPTS

(for Implementing Agency use only)


As at the Quarter Ending December 31, 2019


Department : State Universities and Colleges (SUCs)
 Agency : Kalinga State University
 Operating Unit : <not applicable>
 Organization Code: 08 019 0000000
 Funding Cluster: 07 - Trust Receipts


X	Inter Agency Fund Transfer
	Grants and Donations (Less than 12 months)

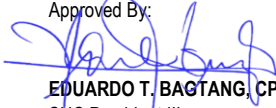
(e.g. UACS Fund Cluster: 05-Internally Generated Funds and 06-Business Related Funds)

Source Agencies and Projects	UACS CODE	Approved Budget			Utilizations					Disbursements					Balances		
		Approved Budgeted Revenue	(Reductions, Modifications/ Augmentations)	Adjusted Budgeted Revenue	1st Quarter Ending March 31	2nd Quarter Ending June 30	3rd Quarter Ending Sept. 30	4th Quarter Ending Dec. 31	Total	1st Quarter Ending March 31	2nd Quarter Ending June 30	3rd Quarter Ending Sept. 30	4th Quarter Ending Dec. 31	Total	Unutilized Budget	Unpaid Utilizations	
																Due and Demandable	Not Yet Due and Demandable
1	2	3	4	5=[(3+(-)4)]	6	7	8	9	10=(6+7+8+9)	11	12	13	14	15=(11+12+13+14)	16	17	18
Department of Science and Technology (DOST)		550,000.00	0.00	550,000.00	0.00	0.00	0.00	0.00	0.00	0.00	0.00	0.00	0.00	0.00	550,000.00	0.00	0.00
Strengthening Silk Production in the Cordillera Region		550,000.00	0.00	550,000.00	0.00	0.00	0.00	0.00	0.00	0.00	0.00	0.00	0.00	0.00	550,000.00	0.00	0.00
PS		0.00	0.00	0.00	0.00	0.00	0.00	0.00	0.00	0.00	0.00	0.00	0.00	0.00	0.00	0.00	0.00
MOOE		550,000.00	0.00	550,000.00	0.00	0.00	0.00	0.00	0.00	0.00	0.00	0.00	0.00	0.00	550,000.00	0.00	0.00
CO		0.00	0.00	0.00	0.00	0.00	0.00	0.00	0.00	0.00	0.00	0.00	0.00	0.00	0.00	0.00	0.00
DOST-PCAARRD		847,123.71	0.00	847,123.71	0.00	0.00	0.00	38,384.53	38,384.53	0.00	0.00	0.00	38,384.53	38,384.53	808,739.18	0.00	0.00
Disaster Risk Reduction of Climate Change Impacts on Vulnerable Coffee Farms in Kalinga		847,123.71	0.00	847,123.71	0.00	0.00	0.00	38,384.53	38,384.53	0.00	0.00	0.00	38,384.53	38,384.53	808,739.18	0.00	0.00
PS		0.00	0.00	0.00	0.00	0.00	0.00	0.00	0.00	0.00	0.00	0.00	0.00	0.00	0.00	0.00	0.00
MOOE		847,123.71	0.00	847,123.71	0.00	0.00	0.00	38,384.53	38,384.53	0.00	0.00	0.00	38,384.53	38,384.53	808,739.18	0.00	0.00
CO		0.00	0.00	0.00	0.00	0.00	0.00	0.00	0.00	0.00	0.00	0.00	0.00	0.00	0.00	0.00	0.00
Cordillera Regional Health Research & Development Consortium		777,359.38	0.00	777,359.38	0.00	0.00	0.00	168,592.00	168,592.00	0.00	0.00	0.00	168,592.00	168,592.00	608,767.38	0.00	0.00
Documentation of Ethnomedicinal Plants Used By The Subtribes of Lower Kalinga		777,359.38	0.00	777,359.38	0.00	0.00	0.00	168,592.00	168,592.00	0.00	0.00	0.00	168,592.00	168,592.00	608,767.38	0.00	0.00
PS		0.00	0.00	0.00	0.00	0.00	0.00	0.00	0.00	0.00	0.00	0.00	0.00	0.00	0.00	0.00	0.00
MOOE		777,359.38	0.00	777,359.38	0.00	0.00	0.00	168,592.00	168,592.00	0.00	0.00	0.00	168,592.00	168,592.00	608,767.38	0.00	0.00
CO		0.00	0.00	0.00	0.00	0.00	0.00	0.00	0.00	0.00	0.00	0.00	0.00	0.00	0.00	0.00	0.00
TOTAL		2,174,483.09	0.00	2,174,483.09	0.00	0.00	0.00	206,976.53	206,976.53	0.00	0.00	0.00	206,976.53	206,976.53	1,967,506.56	0.00	0.00
PS		0.00	0.00	0.00	0.00	0.00	0.00	0.00	0.00	0.00	0.00	0.00	0.00	0.00	0.00	0.00	0.00
MOOE		2,174,483.09	0.00	2,174,483.09	0.00	0.00	0.00	206,976.53	206,976.53	0.00	0.00	0.00	206,976.53	206,976.53	1,967,506.56	0.00	0.00
CO		0.00	0.00	0.00	0.00	0.00	0.00	0.00	0.00	0.00	0.00	0.00	0.00	0.00	0.00	0.00	0.00

Certified Correct:

 ELSIE P. ANDRES
 Budget Officer

Certified Correct:

 ARNOLD A. TANDING, CPA, MBA
 Accountant III

Recommending Approval:

 DANILO T. BUEN, MBA
 Director, FMS

Approved By:

 EDUARDO T. BAGTANG, CPA, DBM
 SUC President III