

STATEMENT OF APPROVED BUDGET, UTILIZATIONS, DISBURSEMENTS AND BALANCES FOR TRUST RECEIPTS

(for Implementing Agency use only)
As at the Quarter Ending December 31, 2020

Department : **State Universities and Colleges (SUCs)**
Agency : **Kalinga State University**
Operating Unit : **<not applicable>**
Organization Code: **08 019 0000000**
Funding Cluster: **07 - Trust Receipts**

X	Inter Agency Fund Transfer
	Grants and Donations (Less than 12 months)

(e.g. UACS Fund Cluster: 05-Internally Generated Funds and 06-Business Related Funds)

Source Agencies and Projects	UACS CODE	Approved Budget			Utilizations					Disbursements					Balances		
		Approved Budgeted Revenue	Adjustments (Reductions, Modifications/ Augmentations)	Adjusted Budgeted Revenue	1st Quarter Ending March 31	2nd Quarter Ending June 30	3rd Quarter Ending Sept. 30	4th Quarter Ending Dec. 31	Total	1st Quarter Ending March 31	2nd Quarter Ending June 30	3rd Quarter Ending Sept. 30	4th Quarter Ending Dec. 31	Total	Unutilized Budget	Unpaid Utilizations	
																Due and Demandable	Not Yet Due and Demandable
I	2	3	4	5=[(3+(-)4)]	6	7	8	9	10=(6+7+8+9)	11	12	13	14	15=(11+12+13+14)	16	17	18
Department of Science and Technology (DOST)		0.00	1,445,874.80	1,445,874.80	161,136.74	105,179.40	157,737.66	803,366.01	1,227,419.81	161,136.74	105,179.40	157,737.66	803,366.01	1,227,419.81	218,454.99	0.00	0.00
Saving the Heirloom Corn Varieties of Kalinga Province		0.00	1,445,874.80	1,445,874.80	161,136.74	105,179.40	157,737.66	803,366.01	1,227,419.81	161,136.74	105,179.40	157,737.66	803,366.01	1,227,419.81	218,454.99	0.00	0.00
PS		0.00	0.00	0.00	0.00	0.00	0.00	0.00	0.00	0.00	0.00	0.00	0.00	0.00	0.00	0.00	0.00
MOOE		0.00	1,445,874.80	1,445,874.80	161,136.74	105,179.40	157,737.66	803,366.01	1,227,419.81	161,136.74	105,179.40	157,737.66	803,366.01	1,227,419.81	218,454.99	0.00	0.00
CO		0.00	0.00	0.00	0.00	0.00	0.00	0.00	0.00	0.00	0.00	0.00	0.00	0.00	0.00	0.00	0.00
Commission on Higher Education		0.00	10,000,000.00	10,000,000.00	0.00	0.00	9,970,000.00	0.00	9,970,000.00	0.00	0.00	0.00	9,970,000.00	9,970,000.00	30,000.00	0.00	0.00
HEDF-Funded Project		0.00	10,000,000.00	10,000,000.00	0.00	0.00	9,970,000.00	0.00	9,970,000.00	0.00	0.00	0.00	9,970,000.00	9,970,000.00	30,000.00	0.00	0.00
PS		0.00	0.00	0.00	0.00	0.00	0.00	0.00	0.00	0.00	0.00	0.00	0.00	0.00	0.00	0.00	0.00
MOOE		0.00	0.00	0.00	0.00	0.00	0.00	0.00	0.00	0.00	0.00	0.00	0.00	0.00	0.00	0.00	0.00
CO		0.00	10,000,000.00	10,000,000.00	0.00	0.00	9,970,000.00	0.00	9,970,000.00	0.00	0.00	0.00	9,970,000.00	9,970,000.00	30,000.00	0.00	0.00
Commission on Higher Education		0.00	35,193,270.00	35,193,270.00	17,581,345.00	0.00	1,737,500.00	15,872,190.00	35,191,035.00	17,581,345.00	0.00	1,737,500.00	15,872,190.00	35,191,035.00	2,235.00	0.00	0.00
Free Tuition		0.00	35,193,270.00	35,193,270.00	17,581,345.00	0.00	1,737,500.00	15,872,190.00	35,191,035.00	17,581,345.00	0.00	1,737,500.00	15,872,190.00	35,191,035.00	2,235.00	0.00	0.00
PS		0.00	0.00	0.00	0.00	0.00	0.00	0.00	0.00	0.00	0.00	0.00	0.00	0.00	0.00	0.00	0.00
MOOE		0.00	35,193,270.00	35,193,270.00	17,581,345.00	0.00	1,737,500.00	15,872,190.00	35,191,035.00	17,581,345.00	0.00	1,737,500.00	15,872,190.00	35,191,035.00	2,235.00	0.00	0.00
CO		0.00	0.00	0.00	0.00	0.00	0.00	0.00	0.00	0.00	0.00	0.00	0.00	0.00	0.00	0.00	0.00
Commission on Higher Education		0.00	41,869,500.00	41,869,500.00	800,465.54	3,904,748.00	9,113,375.46	20,863,068.55	34,681,657.55	800,465.54	3,904,748.00	9,113,375.46	20,863,068.55	34,681,657.55	7,187,842.45	0.00	0.00
Tertiary Education Subsidy		0.00	41,869,500.00	41,869,500.00	800,465.54	3,904,748.00	9,113,375.46	20,863,068.55	34,681,657.55	800,465.54	3,904,748.00	9,113,375.46	20,863,068.55	34,681,657.55	7,187,842.45	0.00	0.00
PS		0.00	0.00	0.00	0.00	0.00	0.00	0.00	0.00	0.00	0.00	0.00	0.00	0.00	0.00	0.00	0.00
MOOE		0.00	41,869,500.00	41,869,500.00	800,465.54	3,904,748.00	9,113,375.46	20,863,068.55	34,681,657.55	800,465.54	3,904,748.00	9,113,375.46	20,863,068.55	34,681,657.55	7,187,842.45	0.00	0.00
CO		0.00	0.00	0.00	0.00	0.00	0.00	0.00	0.00	0.00	0.00	0.00	0.00	0.00	0.00	0.00	0.00
Commission on Higher Education		0.00	535,600.00	535,600.00	0.00	0.00	380,000.00	80,000.00	460,000.00	0.00	0.00	380,000.00	80,000.00	460,000.00	75,600.00	0.00	0.00
ESGP-PA Scholarship Grant		0.00	535,600.00	535,600.00	0.00	0.00	380,000.00	80,000.00	460,000.00	0.00	0.00	380,000.00	80,000.00	460,000.00	75,600.00	0.00	0.00
PS		0.00	0.00	0.00	0.00	0.00	0.00	0.00	0.00	0.00	0.00	0.00	0.00	0.00	0.00	0.00	0.00
MOOE		0.00	535,600.00	535,600.00	0.00	0.00	380,000.00	80,000.00	460,000.00	0.00	0.00	380,000.00	80,000.00	460,000.00	75,600.00	0.00	0.00
CO		0.00	0.00	0.00	0.00	0.00	0.00	0.00	0.00	0.00	0.00	0.00	0.00	0.00	0.00	0.00	0.00
Department of Labor and Employment - Cordillera Administrative Region		0.00	386,216.22	386,216.22	0.00	0.00	0.00	386,017.00	386,017.00	0.00	0.00	0.00	277,640.00	277,640.00	199.22	108,377.00	0.00
Farm Supply Retailing		0.00	386,216.22	386,216.22	0.00	0.00	0.00	386,017.00	386,017.00	0.00	0.00	0.00	277,640.00	277,640.00	199.22	108,377.00	0.00
PS		0.00	0.00	0.00	0.00	0.00	0.00	0.00	0.00	0.00	0.00	0.00	0.00	0.00	0.00	0.00	0.00
MOOE		0.00	266,216.22	266,216.22	0.00	0.00	0.00	266,017.00	266,017.00	0.00	0.00	0.00	157,640.00	157,640.00	199.22	108,377.00	0.00

STATEMENT OF APPROVED BUDGET, UTILIZATIONS, DISBURSEMENTS AND BALANCES FOR TRUST RECEIPTS

(for Implementing Agency use only)
As at the Quarter Ending December 31, 2020

Department : State Universities and Colleges (SUCs)
Agency : Kalinga State University
Operating Unit : <not applicable>
Organization Code: 08 019 0000000
Funding Cluster: 07 - Trust Receipts

X	Inter Agency Fund Transfer
	Grants and Donations (Less than 12 months)


(e.g. UACS Fund Cluster: 05-Internally Generated Funds and 06-Business Related Funds)

Source Agencies and Projects	UACS CODE	Approved Budget			Utilizations					Disbursements					Balances		
		Approved Budgeted Revenue	Adjustments (Reductions, Modifications/ Augmentations)	Adjusted Budgeted Revenue	1st Quarter Ending March 31	2nd Quarter Ending June 30	3rd Quarter Ending Sept. 30	4th Quarter Ending Dec. 31	Total	1st Quarter Ending March 31	2nd Quarter Ending June 30	3rd Quarter Ending Sept. 30	4th Quarter Ending Dec. 31	Total	Unutilized Budget	Unpaid Utilizations	
																Due and Demandable	Not Yet Due and Demandable
1	2	3	4	5=[(3+(-)4)]	6	7	8	9	10=(6+7+8+9)	11	12	13	14	15=(11+12+13+14)	16	17	18
CO		0.00	120,000.00	120,000.00	0.00	0.00	0.00	120,000.00	120,000.00	0.00	0.00	0.00	120,000.00	120,000.00	0.00	0.00	0.00
Commission on Higher Education - Cordillera Administrative Region		0.00	1,360,500.00	1,360,500.00	0.00	0.00	570,000.00	339,000.00	909,000.00	0.00	0.00	570,000.00	339,000.00	909,000.00	451,500.00	0.00	0.00
Tulong-Dunong Program		0.00	1,360,500.00	1,360,500.00	0.00	0.00	570,000.00	339,000.00	909,000.00	0.00	0.00	570,000.00	339,000.00	909,000.00	451,500.00	0.00	0.00
PS		0.00	0.00	0.00	0.00	0.00	0.00	0.00	0.00	0.00	0.00	0.00	0.00	0.00	0.00	0.00	0.00
MOOE		0.00	1,360,500.00	1,360,500.00	0.00	0.00	570,000.00	339,000.00	909,000.00	0.00	0.00	570,000.00	339,000.00	909,000.00	451,500.00	0.00	0.00
CO		0.00	0.00	0.00	0.00	0.00	0.00	0.00	0.00	0.00	0.00	0.00	0.00	0.00	0.00	0.00	0.00
TESDA Kalinga		0.00	402,045.00	402,045.00	0.00	0.00	0.00	195,194.00	195,194.00	0.00	0.00	0.00	195,194.00	195,194.00	206,851.00	0.00	0.00
Training and Assessment		0.00	402,045.00	402,045.00	0.00	0.00	0.00	195,194.00	195,194.00	0.00	0.00	0.00	195,194.00	195,194.00	206,851.00	0.00	0.00
PS		0.00	0.00	0.00	0.00	0.00	0.00	0.00	0.00	0.00	0.00	0.00	0.00	0.00	0.00	0.00	0.00
MOOE		0.00	402,045.00	402,045.00	0.00	0.00	0.00	195,194.00	195,194.00	0.00	0.00	0.00	195,194.00	195,194.00	206,851.00	0.00	0.00
CO		0.00	0.00	0.00	0.00	0.00	0.00	0.00	0.00	0.00	0.00	0.00	0.00	0.00	0.00	0.00	0.00
Department of Education (DepEd)		0.00	4,103,750.00	4,103,750.00	0.00	0.00	4,103,750.00	0.00	4,103,750.00	0.00	0.00	4,103,750.00	0.00	4,103,750.00	0.00	0.00	0.00
Senior High School		0.00	4,103,750.00	4,103,750.00	0.00	0.00	4,103,750.00	0.00	4,103,750.00	0.00	0.00	4,103,750.00	0.00	4,103,750.00	0.00	0.00	0.00
PS		0.00	0.00	0.00	0.00	0.00	0.00	0.00	0.00	0.00	0.00	0.00	0.00	0.00	0.00	0.00	0.00
MOOE		0.00	4,103,750.00	4,103,750.00	0.00	0.00	4,103,750.00	0.00	4,103,750.00	0.00	0.00	4,103,750.00	0.00	4,103,750.00	0.00	0.00	0.00
CO		0.00	0.00	0.00	0.00	0.00	0.00	0.00	0.00	0.00	0.00	0.00	0.00	0.00	0.00	0.00	0.00
DA-ACEF		0.00	5,000,000.00	5,000,000.00	0.00	0.00	0.00	4,859,128.59	4,859,128.59	0.00	0.00	0.00	728,869.29	728,869.29	140,871.41	4,130,259.30	0.00
Upgrading of Button Mushroom (Agaricus bisporus) Facility at Kalinga State University		0.00	5,000,000.00	5,000,000.00	0.00	0.00	0.00	4,859,128.59	4,859,128.59	0.00	0.00	0.00	728,869.29	728,869.29	140,871.41	4,130,259.30	0.00
PS		0.00	0.00	0.00	0.00	0.00	0.00	0.00	0.00	0.00	0.00	0.00	0.00	0.00	0.00	0.00	0.00
MOOE		0.00	5,000,000.00	5,000,000.00	0.00	0.00	0.00	4,859,128.59	4,859,128.59	0.00	0.00	0.00	728,869.29	728,869.29	140,871.41	4,130,259.30	0.00
CO		0.00	0.00	0.00	0.00	0.00	0.00	0.00	0.00	0.00	0.00	0.00	0.00	0.00	0.00	0.00	0.00
TOTAL		0.00	100,296,756.02	100,296,756.02	18,542,947.28	4,009,927.40	26,032,363.12	43,397,964.15	91,983,201.95	18,542,947.28	4,009,927.40	16,062,363.12	49,129,327.85	87,744,565.65	8,313,554.07	4,238,636.30	0.00
PS		0.00	0.00	0.00	0.00	0.00	0.00	0.00	0.00	0.00	0.00	0.00	0.00	0.00	0.00	0.00	0.00
MOOE		0.00	85,176,756.02	85,176,756.02	18,542,947.28	4,009,927.40	16,062,363.12	38,418,835.56	77,034,073.36	18,542,947.28	4,009,927.40	16,062,363.12	38,310,458.56	76,925,696.36	8,142,682.66	108,377.00	0.00
CO		0.00	15,120,000.00	15,120,000.00	0.00	0.00	9,970,000.00	4,979,128.59	14,949,128.59	0.00	0.00	0.00	10,818,869.29	10,818,869.29	170,871.41	4,130,259.30	0.00


Certified Correct:


ELSIE P. ANDRES
Budget Officer
Date: 2021-01-28


Certified Correct:


ARNOLD A. TANDING, CPA, MBA
Accountant III
Date: 2021-01-28

Recommending Approval:


DANILO T. BUEN, MBA
Director, FMS
Date: 2021-01-28

Approved By:


EDUARDO T. BAGTANG, CPA, DBM
SUC President III
Date: 2021-01-28

STATEMENT OF APPROVED BUDGET, UTILIZATIONS, DISBURSEMENTS AND BALANCES FOR TRUST RECEIPTS

(for Implementing Agency use only)

As at the Quarter Ending December 31, 2020

Department : State Universities and Colleges (SUCs)

Agency : Kalinga State University

Operating Unit : <not applicable>

Organization Code: 08 019 0000000

Funding Cluster: 07 - Trust Receipts

(e.g. UACS Fund Cluster: 05-Internally Generated Funds and 06-Business Related Funds)

X	Inter Agency Fund Transfer
	Grants and Donations (Less than 12 months)

Source Agencies and Projects	UACS CODE	Approved Budget			Utilizations					Disbursements					Balances		
		Approved Budgeted Revenue	Adjustments (Reductions, Modifications/ Augmentations)	Adjusted Budgeted Revenue	1st Quarter Ending March 31	2nd Quarter Ending June 30	3rd Quarter Ending Sept. 30	4th Quarter Ending Dec. 31	Total	1st Quarter Ending March 31	2nd Quarter Ending June 30	3rd Quarter Ending Sept. 30	4th Quarter Ending Dec. 31	Total	Unutilized Budget	Unpaid Utilizations	
																Due and Demandable	Not Yet Due and Demandabl
1	2	3	4	5=[(3+(-)4)]	6	7	8	9	10=(6+7+8+9)	11	12	13	14	15=(11+12+13+14)	16	17	18
Department of Agriculture		1,222,354.01	0.00	1,222,354.01	0.00	0.00	0.00	0.00	0.00	0.00	0.00	0.00	0.00	0.00	1,222,354.01	0.00	0.00
Production of Coffee Seedlings		1,222,354.01	0.00	1,222,354.01	0.00	0.00	0.00	0.00	0.00					0.00	1,222,354.01	0.00	0.00
PS		0.00	0.00	0.00	0.00	0.00	0.00	0.00	0.00	0.00	0.00	0.00	0.00	0.00	0.00	0.00	0.00
MOOE		1,222,354.01		1,222,354.01	0.00	0.00	0.00	0.00	0.00	0.00	0.00	0.00	0.00	0.00	1,222,354.01	0.00	0.00
CO		0.00	0.00	0.00	0.00	0.00	0.00	0.00	0.00	0.00	0.00	0.00	0.00	0.00	0.00	0.00	0.00
DOST-PCAARRD		423,825.78	0.00	423,825.78	0.00	0.00	0.00	0.00	0.00	0.00	0.00	0.00	0.00	0.00	423,825.78	0.00	0.00
Conservation, Improvement and Profitable Utilization of the Philippine Native Pigs - Organized Breeding and Selection for the Establishment of Breeding True-to-Type Native Pig Populations in the Cordillera Administrative Region, Cagayan Valley, Calabarzon and Mimaropa Regions		423,825.78	0.00	423,825.78	0.00	0.00	0.00	0.00	0.00	0.00	0.00	0.00	0.00	0.00	423,825.78	0.00	0.00
PS		0.00	0.00	0.00					0.00					0.00	0.00	0.00	0.00
MOOE		423,825.78	0.00	423,825.78					0.00					0.00	423,825.78	0.00	0.00
CO		0.00	0.00	0.00					0.00					0.00	0.00	0.00	0.00
DOST-PCAARRD		733,609.43	0.00	733,609.43	0.00	0.00	0.00	0.00	0.00	0.00	0.00	0.00	0.00	0.00	733,609.43	0.00	0.00
Conservation, Improvement and Profitable Utilization of the Philippine Native Pigs - Local Resource-Based Free Range Production Management Protocols and Systems for Breeder and Slaughter Native Pigs		733,609.43	0.00	733,609.43	0.00	0.00	0.00	0.00	0.00	0.00	0.00	0.00	0.00	0.00	733,609.43	0.00	0.00
PS		0.00	0.00	0.00	0.00	0.00	0.00	0.00	0.00	0.00	0.00	0.00	0.00	0.00	0.00	0.00	0.00

STATEMENT OF APPROVED BUDGET, UTILIZATIONS, DISBURSEMENTS AND BALANCES FOR TRUST RECEIPTS

(for Implementing Agency use only)
As at the Quarter Ending December 31, 2020

Department : **State Universities and Colleges (SUCs)**
Agency : **Kalinga State University**
Operating Unit : **<not applicable>**
Organization Code: **08 019 0000000**
Funding Cluster: **07 - Trust Receipts**

X	Inter Agency Fund Transfer
	Grants and Donations (Less than 12 months)

(e.g. UACS Fund Cluster: 05-Internally Generated Funds and 06-Business Related Funds)

Source Agencies and Projects	UACS CODE	Approved Budget			Utilizations					Disbursements					Balances		
		Approved Budgeted Revenue	Adjustments (Reductions, Modifications/ Augmentations)	Adjusted Budgeted Revenue	1st Quarter Ending March 31	2nd Quarter Ending June 30	3rd Quarter Ending Sept. 30	4th Quarter Ending Dec. 31	Total	1st Quarter Ending March 31	2nd Quarter Ending June 30	3rd Quarter Ending Sept. 30	4th Quarter Ending Dec. 31	Total	Unutilized Budget	Unpaid Utilizations	
																Due and Demandable	Not Yet Due and Demandable
1	2	3	4	5=[(3+(-)4)]	6	7	8	9	10=(6+7+8+9)	11	12	13	14	15=(11+12+13+14)	16	17	18
MOOE		733,609.43	0.00	733,609.43	0.00	0.00	0.00	0.00	0.00	0.00	0.00	0.00	0.00	0.00	733,609.43	0.00	0.00
CO		0.00	0.00	0.00	0.00	0.00	0.00	0.00	0.00	0.00	0.00	0.00	0.00	0.00	0.00	0.00	0.00
Department of Agriculture		55,592.97	0.00	55,592.97	4,000.00	0.00	0.00	51,592.97	55,592.97	4,000.00	0.00	0.00	51,592.97	55,592.97	0.00	0.00	0.00
Raising Productivity and Enriching the Legacy of Heirloom/Traditional Rice through Empowering Communities in Unfavorable Rice-based Ecosystem		55,592.97	0.00	55,592.97	4,000.00	0.00	0.00	51,592.97	55,592.97	4,000.00	0.00	0.00	51,592.97	55,592.97	0.00	0.00	0.00
PS		0.00	0.00	0.00	0.00	0.00	0.00	0.00	0.00	0.00	0.00	0.00	0.00	0.00	0.00	0.00	0.00
MOOE		55,592.97	0.00	55,592.97	4,000.00	0.00	0.00	51,592.97	55,592.97	4,000.00	0.00	0.00	51,592.97	55,592.97	0.00	0.00	0.00
CO		0.00	0.00	0.00	0.00	0.00	0.00	0.00	0.00	0.00	0.00	0.00	0.00	0.00	0.00	0.00	0.00
DOST-PCAARRD		1,068,077.98	0.00	1,068,077.98	0.00	0.00	0.00	0.00	0.00	0.00	0.00	0.00	0.00	0.00	1,068,077.98	0.00	0.00
Saving the Heirloom Corn Varieties of Kalinga Province		1,068,077.98	0.00	1,068,077.98	0.00	0.00	0.00	0.00	0.00	0.00	0.00	0.00	0.00	0.00	1,068,077.98	0.00	0.00
PS		0.00	0.00	0.00					0.00					0.00	0.00	0.00	0.00
MOOE		1,068,077.98	0.00	1,068,077.98					0.00					0.00	1,068,077.98	0.00	0.00
CO		0.00	0.00	0.00					0.00					0.00	0.00	0.00	0.00
DOST-PCAARRD		907,828.60	0.00	907,828.60	323,150.18	145,826.00	24,196.00	2,000.22	495,172.40	323,150.18	145,826.00	24,196.00	2,000.22	495,172.40	412,656.20	0.00	0.00
Disaster Risk Reduction of Climate Change Impacts on Vulnerable Coffee Farms in Kalinga		907,828.60	0.00	907,828.60	323,150.18	145,826.00	24,196.00	2,000.22	495,172.40	323,150.18	145,826.00	24,196.00	2,000.22	495,172.40	412,656.20	0.00	0.00
PS		0.00	0.00	0.00	0.00	0.00	0.00	0.00	0.00	0.00	0.00	0.00	0.00	0.00	0.00	0.00	0.00
MOOE		907,828.60	0.00	907,828.60	323,150.18	145,826.00	24,196.00	2,000.22	495,172.40	323,150.18	145,826.00	24,196.00	2,000.22	495,172.40	412,656.20	0.00	0.00
CO		0.00	0.00	0.00	0.00	0.00	0.00	0.00	0.00	0.00	0.00	0.00	0.00	0.00	0.00	0.00	0.00
DOST-PCAARRD		1,655,486.55	0.00	1,655,486.55	0.00	0.00	0.00	0.00	0.00	0.00	0.00	0.00	0.00	0.00	1,655,486.55	0.00	0.00
Upgrading of YOOKAH Native Pig Nucleus Farm in CAR		1,655,486.55	0.00	1,655,486.55	0.00	0.00	0.00	0.00	0.00	0.00	0.00	0.00	0.00	0.00	1,655,486.55	0.00	0.00
PS		0.00	0.00	0.00	0.00	0.00	0.00	0.00	0.00	0.00	0.00	0.00	0.00	0.00	0.00	0.00	0.00
MOOE		275,486.55	0.00	275,486.55	0.00	0.00	0.00	0.00	0.00	0.00	0.00	0.00	0.00	0.00	275,486.55	0.00	0.00
CO		1,380,000.00	0.00	1,380,000.00	0.00	0.00	0.00	0.00	0.00	0.00	0.00	0.00	0.00	0.00	1,380,000.00	0.00	0.00

STATEMENT OF APPROVED BUDGET, UTILIZATIONS, DISBURSEMENTS AND BALANCES FOR TRUST RECEIPTS

(for Implementing Agency use only)
As at the Quarter Ending December 31, 2020

Department : **State Universities and Colleges (SUCs)**
Agency : **Kalinga State University**
Operating Unit : **<not applicable>**
Organization Code: **08 019 0000000**
Funding Cluster: **07 - Trust Receipts**

X	Inter Agency Fund Transfer
	Grants and Donations (Less than 12 months)

(e.g. UACS Fund Cluster: 05-Internally Generated Funds and 06-Business Related Funds)

Source Agencies and Projects	UACS CODE	Approved Budget			Utilizations					Disbursements					Balances		
		Approved Budgeted Revenue	Adjustments (Reductions, Modifications/ Augmentations)	Adjusted Budgeted Revenue	1st Quarter Ending March 31	2nd Quarter Ending June 30	3rd Quarter Ending Sept. 30	4th Quarter Ending Dec. 31	Total	1st Quarter Ending March 31	2nd Quarter Ending June 30	3rd Quarter Ending Sept. 30	4th Quarter Ending Dec. 31	Total	Unutilized Budget	Unpaid Utilizations	
																Due and Demandable	Not Yet Due and Demandabl
1	2	3	4	5=[(3+(-)4)]	6	7	8	9	10=(6+7+8+9)	11	12	13	14	15=(11+12+13+14)	16	17	18
Komisyon sa Wikang Filipino		75,017.40	0.00	75,017.40	0.00	0.00	0.00	0.00	0.00	0.00	0.00	0.00	0.00	0.00	75,017.40	0.00	0.00
Panukalang Proyekto Para Sa Lingguwistikong Etnograpiya Ng Filipinas		75,017.40	0.00	75,017.40	0.00	0.00	0.00	0.00	0.00	0.00	0.00	0.00	0.00	0.00	75,017.40	0.00	0.00
PS		0.00	0.00	0.00	0.00	0.00	0.00	0.00	0.00	0.00	0.00	0.00	0.00	0.00	0.00	0.00	0.00
MOOE		75,017.40	0.00	75,017.40	0.00	0.00	0.00	0.00	0.00	0.00	0.00	0.00	0.00	0.00	75,017.40	0.00	0.00
CO		0.00	0.00	0.00	0.00	0.00	0.00	0.00	0.00	0.00	0.00	0.00	0.00	0.00	0.00	0.00	0.00
TESDA-Kalinga		299,572.20	0.00	299,572.20	31,525.50	0.00	161,725.00	6,750.00	200,000.50	31,525.50	0.00	161,725.00	6,750.00	200,000.50	99,571.70	0.00	0.00
Training for Work Scholarship Program (TWSP)		299,572.20	0.00	299,572.20	31,525.50	0.00	161,725.00	6,750.00	200,000.50	31,525.50	0.00	161,725.00	6,750.00	200,000.50	99,571.70	0.00	0.00
PS		0.00	0.00	0.00	0.00	0.00	0.00	0.00	0.00	0.00	0.00	0.00	0.00	0.00	0.00	0.00	0.00
MOOE		299,572.20	0.00	299,572.20	31,525.50	0.00	161,725.00	6,750.00	200,000.50	31,525.50	0.00	161,725.00	6,750.00	200,000.50	99,571.70	0.00	0.00
CO		0.00	0.00	0.00	0.00	0.00	0.00	0.00	0.00	0.00	0.00	0.00	0.00	0.00	0.00	0.00	0.00
TESDA-CAR		2,832,679.34	0.00	2,832,679.34	514,604.83	500,000.00	0.00	118,322.00	1,132,926.83	514,604.83	500,000.00	0.00	9,945.00	1,024,549.83	1,699,752.51	108,377.00	0.00
Implementation of Free TVET under the Universal Access to Quality Tertiary Education Act (UAQTEA) in State-run Technical Vocational Institutions (STVIs)		2,832,679.34	0.00	2,832,679.34	514,604.83	500,000.00	0.00	118,322.00	1,132,926.83	514,604.83	500,000.00	0.00	9,945.00	1,024,549.83	1,699,752.51	108,377.00	0.00
PS		0.00	0.00	0.00	0.00	0.00	0.00	0.00	0.00	0.00	0.00	0.00	0.00	0.00	0.00	0.00	0.00
MOOE		2,832,679.34	0.00	2,832,679.34	514,604.83	500,000.00	0.00	118,322.00	1,132,926.83	514,604.83	500,000.00	0.00	9,945.00	1,024,549.83	1,699,752.51	108,377.00	0.00
CO		0.00	0.00	0.00	0.00	0.00	0.00	0.00	0.00	0.00	0.00	0.00	0.00	0.00	0.00	0.00	0.00
Department of Agriculture		9,321.80	0.00	9,321.80	9,321.80	0.00	0.00	0.00	9,321.80	9,321.80	0.00	0.00	0.00	9,321.80	0.00	0.00	0.00
Project Evaluation Cum Demonstration and Seed Production of Three Aromatic Rice Varieties		9,321.80	0.00	9,321.80	9,321.80	0.00	0.00	0.00	9,321.80	9,321.80	0.00	0.00	0.00	9,321.80	0.00	0.00	0.00
PS		0.00	0.00	0.00	0.00	0.00	0.00	0.00	0.00	0.00	0.00	0.00	0.00	0.00	0.00	0.00	0.00
MOOE		9,321.80	0.00	9,321.80	9,321.80	0.00	0.00	0.00	9,321.80	9,321.80	0.00	0.00	0.00	9,321.80	0.00	0.00	0.00
CO		0.00	0.00	0.00	0.00	0.00	0.00	0.00	0.00	0.00	0.00	0.00	0.00	0.00	0.00	0.00	0.00

STATEMENT OF APPROVED BUDGET, UTILIZATIONS, DISBURSEMENTS AND BALANCES FOR TRUST RECEIPTS


(for Implementing Agency use only)
As at the Quarter Ending December 31, 2020

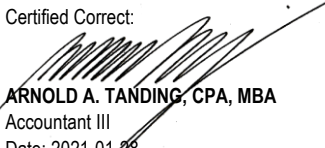
Department : State Universities and Colleges (SUCs)
Agency : Kalinga State University
Operating Unit : <not applicable>
Organization Code: 08 019 0000000
Funding Cluster: 07 - Trust Receipts

X	Inter Agency Fund Transfer
	Grants and Donations (Less than 12 months)

(e.g. UACS Fund Cluster: 05-Internally Generated Funds and 06-Business Related Funds)


Source Agencies and Projects	UACS CODE	Approved Budget			Utilizations					Disbursements					Balances		
		Approved Budgeted Revenue	Adjustments (Reductions, Modifications/ Augmentations)	Adjusted Budgeted Revenue	1st Quarter Ending March 31	2nd Quarter Ending June 30	3rd Quarter Ending Sept. 30	4th Quarter Ending Dec. 31	Total	1st Quarter Ending March 31	2nd Quarter Ending June 30	3rd Quarter Ending Sept. 30	4th Quarter Ending Dec. 31	Total	Unutilized Budget	Unpaid Utilizations	
																Due and Demandable	Not Yet Due and Demandable
1	2	3	4	5=[(3+(-)4)]	6	7	8	9	10=(6+7+8+9)	11	12	13	14	15=(11+12+13+14)	16	17	18
Department of Science and Technology (DOST)		550,000.00	0.00	550,000.00	0.00	0.00	543,732.38	0.00	543,732.38	0.00	0.00	81,559.86	0.00	81,559.86	6,267.62	462,172.52	0.00
Solar Powered Irrigation System for Improved Mulberry Biomass Production		550,000.00	0.00	550,000.00	0.00	0.00	543,732.38	0.00	543,732.38	0.00	0.00	81,559.86	0.00	81,559.86	6,267.62	462,172.52	0.00
PS		0.00	0.00	0.00	0.00	0.00	0.00	0.00	0.00	0.00	0.00	0.00	0.00	0.00	0.00	0.00	0.00
MOOE		550,000.00	0.00	550,000.00	0.00	0.00	543,732.38	0.00	543,732.38	0.00	0.00	81,559.86	0.00	81,559.86	6,267.62	462,172.52	0.00
CO		0.00	0.00	0.00	0.00	0.00	0.00	0.00	0.00	0.00	0.00	0.00	0.00	0.00	0.00	0.00	0.00
Cordillera Regional Health Research & Development Consortium		708,278.38	0.00	708,278.38	155,400.00	0.00	0.00	132,000.00	287,400.00	155,400.00	0.00	0.00	132,000.00	287,400.00	420,878.38	0.00	0.00
Documentation of Ethnomedicinal Plants Used By The Subtribes of Lower Kalinga		708,278.38	0.00	708,278.38	155,400.00	0.00	0.00	132,000.00	287,400.00	155,400.00	0.00	0.00	132,000.00	287,400.00	420,878.38	0.00	0.00
PS		0.00	0.00	0.00	0.00	0.00	0.00	0.00	0.00	0.00	0.00	0.00	0.00	0.00	0.00	0.00	0.00
MOOE		708,278.38	0.00	708,278.38	155,400.00	0.00	0.00	132,000.00	287,400.00	155,400.00	0.00	0.00	132,000.00	287,400.00	420,878.38	0.00	0.00
CO		0.00	0.00	0.00	0.00	0.00	0.00	0.00	0.00	0.00	0.00	0.00	0.00	0.00	0.00	0.00	0.00
Commission on Higher Education		3,269,811.00	0.00	3,269,811.00	2,590,200.00	0.00	0.00	0.00	2,590,200.00	2,590,200.00	0.00	0.00	0.00	2,590,200.00	679,611.00	0.00	0.00
Free Tuition		3,269,811.00	0.00	3,269,811.00	2,590,200.00	0.00	0.00	0.00	2,590,200.00	2,590,200.00	0.00	0.00	0.00	2,590,200.00	679,611.00	0.00	0.00
PS		0.00	0.00	0.00	0.00	0.00	0.00	0.00	0.00	0.00	0.00	0.00	0.00	0.00	0.00	0.00	0.00
MOOE		3,269,811.00	0.00	3,269,811.00	2,590,200.00	0.00	0.00	0.00	2,590,200.00	2,590,200.00	0.00	0.00	0.00	2,590,200.00	679,611.00	0.00	0.00
CO		0.00	0.00	0.00	0.00	0.00	0.00	0.00	0.00	0.00	0.00	0.00	0.00	0.00	0.00	0.00	0.00
TOTAL		13,811,455.44	0.00	13,811,455.44	3,628,202.31	645,826.00	729,653.38	310,665.19	5,314,346.88	3,628,202.31	645,826.00	267,480.86	202,288.19	4,743,797.36	8,497,108.56	570,549.52	0.00
PS		0.00	0.00	0.00	0.00	0.00	0.00	0.00	0.00	0.00	0.00	0.00	0.00	0.00	0.00	0.00	0.00
MOOE		12,431,455.44	0.00	12,431,455.44	3,628,202.31	645,826.00	729,653.38	310,665.19	5,314,346.88	3,628,202.31	645,826.00	267,480.86	202,288.19	4,743,797.36	7,117,108.56	570,549.52	0.00
CO		1,380,000.00	0.00	1,380,000.00	0.00	0.00	0.00	0.00	0.00	0.00	0.00	0.00	0.00	0.00	1,380,000.00	0.00	0.00

Certified Correct:

ELSIE P. ANDRES
Budget Officer
Date: 2021-01-28

Certified Correct:

ARNOLD A. TANDING, CPA, MBA
Accountant III
Date: 2021-01-28

Recommending Approval:

DANILO T. BUEN, MBA
Director, FMS
Date: 2021-01-28

Approved By:

EDUARDO T. BAGTANG, CPA, DBM
SUC President III
Date: 2021-01-28