

STATEMENT OF APPROVED BUDGET, UTILIZATIONS, DISBURSEMENTS AND BALANCES FOR TRUST RECEIPTS

(for Implementing Agency use only)

As at the Quarter Ending December 31, 2021

Department : State Universities and Colleges (SUCs)
 Agency : Kalinga State University
 Operating Unit : <not applicable>
 Organization Code: 08 019 0000000
 Funding Cluster: 07 - Trust Receipts

X	Inter Agency Fund Transfer
	Grants and Donations (Less than 12 months)

(e.g. UACS Fund Cluster: 05-Internally Generated Funds and 06-Business Related Funds)

Source Agencies and Projects	UACS CODE	Approved Budget			Utilizations					Disbursements					Balances		
		Approved Budgeted Revenue	Adjustments (Reductions, Modifications/ Augmentations)	Adjusted Budgeted Revenue	1st Quarter Ending March 31	2nd Quarter Ending June 30	3rd Quarter Ending Sept. 30	4th Quarter Ending Dec. 31	Total	1st Quarter Ending March 31	2nd Quarter Ending June 30	3rd Quarter Ending Sept. 30	4th Quarter Ending Dec. 31	Total	Unutilized Budget	Unpaid Utilizations	
																Due and Demandable	Not Yet Due and Demandable
1	2	3	4	5=[(3+(-)4)]	6	7	8	9	10=(6+7+8+9)	11	12	13	14	15=(11+12+13+14)	16	17	18
Department of Agriculture		1,222,354.01	0.00	1,222,354.01	0.00	0.00	0.00	0.00	0.00	0.00	0.00	0.00	0.00	0.00	1,222,354.01	0.00	0.00
Production of Coffee Seedlings		1,222,354.01	0.00	1,222,354.01	0.00	0.00	0.00	0.00	0.00	0.00	0.00	0.00	0.00	0.00	1,222,354.01	0.00	0.00
MOOE		1,222,354.01		1,222,354.01	0.00	0.00	0.00	0.00	0.00	0.00	0.00	0.00	0.00	0.00	1,222,354.01	0.00	0.00
CO		0.00	0.00	0.00	0.00	0.00	0.00	0.00	0.00	0.00	0.00	0.00	0.00	0.00	0.00	0.00	0.00
DOST-PCAARRD		423,825.78	0.00	423,825.78	0.00	0.00	0.00	0.00	0.00	0.00	0.00	0.00	0.00	0.00	423,825.78	0.00	0.00
Conservation, Improvement and Profitable Utilization of the Philippine Native Pigs - Organized Breeding and Selection for the Establishment of Breeding True-to-Type Native Pig Populations in the Cordillera Administrative Region, Cagayan Valley, Calabarzon and Mimaropa Regions		423,825.78	0.00	423,825.78	0.00	0.00	0.00	0.00	0.00	0.00	0.00	0.00	0.00	0.00	423,825.78	0.00	0.00
MOOE		423,825.78	0.00	423,825.78	0.00	0.00	0.00	0.00	0.00	0.00	0.00	0.00	0.00	0.00	423,825.78	0.00	0.00
CO		0.00	0.00	0.00	0.00	0.00	0.00	0.00	0.00	0.00	0.00	0.00	0.00	0.00	0.00	0.00	0.00
DOST-PCAARRD		733,609.43	0.00	733,609.43	0.00	0.00	0.00	0.00	0.00	0.00	0.00	0.00	0.00	0.00	733,609.43	0.00	0.00
Conservation, Improvement and Profitable Utilization of the Philippine Native Pigs - Local Resource-Based Free Range Production Management Protocols and Systems for Breeder and Slaughterer Native Pigs		733,609.43	0.00	733,609.43	0.00	0.00	0.00	0.00	0.00	0.00	0.00	0.00	0.00	0.00	733,609.43	0.00	0.00
MOOE		733,609.43	0.00	733,609.43	0.00	0.00	0.00	0.00	0.00	0.00	0.00	0.00	0.00	0.00	733,609.43	0.00	0.00
CO		0.00	0.00	0.00	0.00	0.00	0.00	0.00	0.00	0.00	0.00	0.00	0.00	0.00	0.00	0.00	0.00
DOST-PCAARRD		1,286,532.97	0.00	1,286,532.97	103,914.94	192,714.87	201,080.81	116,832.36	614,542.98	103,914.94	192,714.87	201,080.81	116,832.36	614,542.98	671,989.99	0.00	0.00

STATEMENT OF APPROVED BUDGET, UTILIZATIONS, DISBURSEMENTS AND BALANCES FOR TRUST RECEIPTS

(for Implementing Agency use only)

As at the Quarter Ending December 31, 2021

Department : State Universities and Colleges (SUCs)
 Agency : Kalinga State University
 Operating Unit : <not applicable>
 Organization Code: 08 019 0000000
 Funding Cluster: 07 - Trust Receipts

X	Inter Agency Fund Transfer
	Grants and Donations (Less than 12 months)

(e.g. UACS Fund Cluster: 05-Internally Generated Funds and 06-Business Related Funds)

Source Agencies and Projects	UACS CODE	Approved Budget			Utilizations					Disbursements					Balances		
		Approved Budgeted Revenue	Adjustments (Reductions, Modifications/ Augmentations)	Adjusted Budgeted Revenue	1st Quarter Ending March 31	2nd Quarter Ending June 30	3rd Quarter Ending Sept. 30	4th Quarter Ending Dec. 31	Total	1st Quarter Ending March 31	2nd Quarter Ending June 30	3rd Quarter Ending Sept. 30	4th Quarter Ending Dec. 31	Total	Unutilized Budget	Unpaid Utilizations	
																Due and Demandable	Not Yet Due and Demandable
1	2	3	4	5=[(3+(-)4)]	6	7	8	9	10=(6+7+8+9)	11	12	13	14	15=(11+12+13+14)	16	17	18
Saving the Heirloom Corn Varieties of Kalinga Province		1,286,532.97	0.00	1,286,532.97	103,914.94	192,714.87	201,080.81	116,832.36	614,542.98	103,914.94	192,714.87	201,080.81	116,832.36	614,542.98	671,989.99	0.00	0.00
MOOE		1,286,532.97	0.00	1,286,532.97	103,914.94	192,714.87	201,080.81	116,832.36	614,542.98	103,914.94	192,714.87	201,080.81	116,832.36	614,542.98	671,989.99	0.00	0.00
CO		0.00	0.00	0.00	0.00	0.00	0.00	0.00	0.00	0.00	0.00	0.00	0.00	0.00	0.00	0.00	0.00
DOST-PCAARRD		412,656.20	0.00	412,656.20	0.00	412,656.20	0.00	0.00	412,656.20	0.00	412,656.20	0.00	0.00	412,656.20	0.00	0.00	0.00
Disaster Risk Reduction of Climate Change Impacts on Vulnerable Coffee Farms in Kalinga		412,656.20	0.00	412,656.20	0.00	412,656.20	0.00	0.00	412,656.20	0.00	412,656.20	0.00	0.00	412,656.20	0.00	0.00	0.00
MOOE		412,656.20	0.00	412,656.20	0.00	412,656.20	0.00	0.00	412,656.20	0.00	412,656.20	0.00	0.00	412,656.20	0.00	0.00	0.00
CO		0.00	0.00	0.00	0.00	0.00	0.00	0.00	0.00	0.00	0.00	0.00	0.00	0.00	0.00	0.00	0.00
DOST-PCAARRD		1,655,486.55	0.00	1,655,486.55	0.00	0.00	0.00	0.00	0.00	0.00	0.00	0.00	0.00	0.00	1,655,486.55	0.00	0.00
Upgrading of YOOKAH Native Pig Nucleus Farm in CAR		1,655,486.55	0.00	1,655,486.55	0.00	0.00	0.00	0.00	0.00	0.00	0.00	0.00	0.00	0.00	1,655,486.55	0.00	0.00
MOOE		275,486.55	0.00	275,486.55	0.00	0.00	0.00	0.00	0.00	0.00	0.00	0.00	0.00	0.00	275,486.55	0.00	0.00
CO		1,380,000.00	0.00	1,380,000.00	0.00	0.00	0.00	0.00	0.00	0.00	0.00	0.00	0.00	0.00	1,380,000.00	0.00	0.00
Komisyon sa Wikang Filipino		75,017.40	0.00	75,017.40	0.00	0.00	0.00	0.00	0.00	0.00	0.00	0.00	0.00	0.00	75,017.40	0.00	0.00
Panukalang Proyekto Para Sa Lingguwistikong Etnograpiya Ng Filipinas		75,017.40	0.00	75,017.40	0.00	0.00	0.00	0.00	0.00	0.00	0.00	0.00	0.00	0.00	75,017.40	0.00	0.00
MOOE		75,017.40	0.00	75,017.40	0.00	0.00	0.00	0.00	0.00	0.00	0.00	0.00	0.00	0.00	75,017.40	0.00	0.00
CO		0.00	0.00	0.00	0.00	0.00	0.00	0.00	0.00	0.00	0.00	0.00	0.00	0.00	0.00	0.00	0.00
Department of Science and Technology (DOST)		6,267.62	0.00	6,267.62	0.00	6,267.62	0.00	0.00	6,267.62	0.00	6,267.62	0.00	0.00	6,267.62	0.00	0.00	0.00
Solar Powered Irrigation System for Improved Mulberry Biomass Production		6,267.62	0.00	6,267.62	0.00	6,267.62	0.00	0.00	6,267.62	0.00	6,267.62	0.00	0.00	6,267.62	0.00	0.00	0.00
MOOE		6,267.62	0.00	6,267.62	0.00	6,267.62	0.00	0.00	6,267.62	0.00	6,267.62	0.00	0.00	6,267.62	0.00	0.00	0.00
CO		0.00	0.00	0.00	0.00	0.00	0.00	0.00	0.00	0.00	0.00	0.00	0.00	0.00	0.00	0.00	0.00

STATEMENT OF APPROVED BUDGET, UTILIZATIONS, DISBURSEMENTS AND BALANCES FOR TRUST RECEIPTS

(for Implementing Agency use only)

As at the Quarter Ending December 31, 2021

Department : State Universities and Colleges (SUCs)
 Agency : Kalinga State University
 Operating Unit : <not applicable>
 Organization Code: 08 019 0000000
 Funding Cluster: 07 - Trust Receipts

X	Inter Agency Fund Transfer
	Grants and Donations (Less than 12 months)

(e.g. UACS Fund Cluster: 05-Internally Generated Funds and 06-Business Related Funds)

Source Agencies and Projects	UACS CODE	Approved Budget			Utilizations					Disbursements					Balances		
		Approved Budgeted Revenue	Adjustments (Reductions, Modifications/ Augmentations)	Adjusted Budgeted Revenue	1st Quarter Ending March 31	2nd Quarter Ending June 30	3rd Quarter Ending Sept. 30	4th Quarter Ending Dec. 31	Total	1st Quarter Ending March 31	2nd Quarter Ending June 30	3rd Quarter Ending Sept. 30	4th Quarter Ending Dec. 31	Total	Unutilized Budget	Unpaid Utilizations	
																Due and Demandable	Not Yet Due and Demandable
1	2	3	4	5=[(3+(-)4)]	6	7	8	9	10=(6+7+8+9)	11	12	13	14	15=(11+12+13+14)	16	17	18
Cordillera Regional Health Research & Development Consortium		536,878.38	0.00	536,878.38	7,500.00	289,911.00	116,000.00	0.00	413,411.00	7,500.00	289,911.00	116,000.00	0.00	413,411.00	123,467.38	0.00	0.00
Documentation of Ethnomedicinal Plants Used By The Subtribes of Lower Kalinga		536,878.38	0.00	536,878.38	7,500.00	289,911.00	116,000.00	0.00	413,411.00	7,500.00	289,911.00	116,000.00	0.00	413,411.00	123,467.38	0.00	0.00
MOOE		536,878.38	0.00	536,878.38	7,500.00	289,911.00	116,000.00	0.00	413,411.00	7,500.00	289,911.00	116,000.00	0.00	413,411.00	123,467.38	0.00	0.00
CO		0.00	0.00	0.00	0.00	0.00	0.00	0.00	0.00	0.00	0.00	0.00	0.00	0.00	0.00	0.00	0.00
Department of Labor and Employment - Cordillera Administrative Region		199.22	0.00	199.22	0.00	199.22	0.00	0.00	199.22	0.00	199.22	0.00	0.00	199.22	0.00	0.00	0.00
Farm Supply Retailing		199.22	0.00	199.22	0.00	199.22	0.00	0.00	199.22	0.00	199.22	0.00	0.00	199.22	0.00	0.00	0.00
MOOE		199.22	0.00	199.22	0.00	199.22	0.00	0.00	199.22	0.00	199.22	0.00	0.00	199.22	0.00	0.00	0.00
CO		0.00	0.00	0.00	0.00	0.00	0.00	0.00	0.00	0.00	0.00	0.00	0.00	0.00	0.00	0.00	0.00
DA-ACEF		140,871.41	0.00	140,871.41	0.00	0.00	0.00	0.00	0.00	0.00	0.00	0.00	0.00	0.00	140,871.41	0.00	0.00
Upgrading of Button Mushroom (Agaricus bisporus) Facility at Kalinga State University		140,871.41	0.00	140,871.41	0.00	0.00	0.00	0.00	0.00	0.00	0.00	0.00	0.00	0.00	140,871.41	0.00	0.00
MOOE		0.00	0.00	0.00	0.00	0.00	0.00	0.00	0.00	0.00	0.00	0.00	0.00	0.00	0.00	0.00	0.00
CO		140,871.41	0.00	140,871.41	0.00	0.00	0.00	0.00	0.00	0.00	0.00	0.00	0.00	0.00	140,871.41	0.00	0.00
Commission on Higher Education		30,000.00	0.00	30,000.00	0.00	30,000.00	0.00	0.00	30,000.00	0.00	30,000.00	0.00	0.00	30,000.00	0.00	0.00	0.00
HEDF-Funded Project		30,000.00	0.00	30,000.00	0.00	30,000.00	0.00	0.00	30,000.00	0.00	30,000.00	0.00	0.00	30,000.00	0.00	0.00	0.00
MOOE		0.00	0.00	0.00	0.00	0.00	0.00	0.00	0.00	0.00	0.00	0.00	0.00	0.00	0.00	0.00	0.00
CO		30,000.00	0.00	30,000.00	0.00	30,000.00	0.00	0.00	30,000.00	0.00	30,000.00	0.00	0.00	30,000.00	0.00	0.00	0.00
Department of Agriculture		0.00	5,000,000.00	5,000,000.00	0.00	4,999,326.38	0.00	0.00	4,999,326.38	0.00	4,999,326.38	0.00	0.00	4,999,326.38	673.62	0.00	0.00
Goat Multiplier Breeder Farm Project		0.00	5,000,000.00	5,000,000.00	0.00	4,999,326.38	0.00	0.00	4,999,326.38	0.00	4,999,326.38	0.00	0.00	4,999,326.38	673.62	0.00	0.00
MOOE		0.00	2,272,355.00	2,272,355.00	0.00	2,271,681.38	0.00	0.00	2,271,681.38	0.00	2,271,681.38	0.00	0.00	2,271,681.38	673.62	0.00	0.00
CO		0.00	2,727,645.00	2,727,645.00	0.00	2,727,645.00	0.00	0.00	2,727,645.00	0.00	2,727,645.00	0.00	0.00	2,727,645.00	0.00	0.00	0.00
Department of Agriculture		0.00	2,000,000.00	2,000,000.00	0.00	1,467,848.02	278,680.37	244,935.40	1,991,463.79	0.00	1,080,703.40	278,680.37	595,680.02	1,955,063.79	8,536.21	36,400.00	0.00

STATEMENT OF APPROVED BUDGET, UTILIZATIONS, DISBURSEMENTS AND BALANCES FOR TRUST RECEIPTS

(for Implementing Agency use only)

As at the Quarter Ending December 31, 2021

Department : State Universities and Colleges (SUCs)

Agency : Kalinga State University

Operating Unit : <not applicable>

Organization Code: 08 019 0000000

Funding Cluster: 07 - Trust Receipts

(e.g. UACS Fund Cluster: 05-Internally Generated Funds and 06-Business Related Funds)

X	Inter Agency Fund Transfer
	Grants and Donations (Less than 12 months)

Source Agencies and Projects	UACS CODE	Approved Budget			Utilizations					Disbursements					Balances		
		Approved Budgeted Revenue	Adjustments (Reductions, Modifications/ Augmentations)	Adjusted Budgeted Revenue	1st Quarter Ending March 31	2nd Quarter Ending June 30	3rd Quarter Ending Sept. 30	4th Quarter Ending Dec. 31	Total	1st Quarter Ending March 31	2nd Quarter Ending June 30	3rd Quarter Ending Sept. 30	4th Quarter Ending Dec. 31	Total	Unutilized Budget	Unpaid Utilizations	
																Due and Demandable	Not Yet Due and Demandable
1	2	3	4	5=[(3+(-)4)]	6	7	8	9	10=(6+7+8+9)	11	12	13	14	15=(11+12+13+14)	16	17	18
Massive Seeds and Seedling Production Program		0.00	2,000,000.00	2,000,000.00	0.00	1,467,848.02	278,680.37	244,935.40	1,991,463.79	0.00	1,080,703.40	278,680.37	595,680.02	1,955,063.79	8,536.21	36,400.00	0.00
MOOE		0.00	1,612,855.38	1,612,855.38	0.00	1,080,703.40	278,680.37	244,935.40	1,604,319.17	0.00	1,080,703.40	278,680.37	208,535.40	1,567,919.17	8,536.21	36,400.00	0.00
CO		0.00	387,144.62	387,144.62	0.00	387,144.62	0.00	0.00	387,144.62	0.00	0.00	0.00	387,144.62	387,144.62	0.00	0.00	0.00
Department of Science and Technology		0.00	7,772,651.83	7,772,651.83	0.00	169,729.80	495,740.47	2,181,218.41	2,846,688.68	0.00	169,729.80	495,740.47	649,421.83	1,314,892.10	4,925,963.15	1,531,796.58	0.00
Program Boondock: A Mountain Engineering Center Towards Sustainable Infrastructure and Upland Water Security; Slope Stability Analysis and Engineering Intervention for Rice Terraces and Road Infrastructures		0.00	7,772,651.83	7,772,651.83	0.00	169,729.80	495,740.47	2,181,218.41	2,846,688.68	0.00	169,729.80	495,740.47	649,421.83	1,314,892.10	4,925,963.15	1,531,796.58	0.00
MOOE		0.00	6,451,001.83	6,451,001.83	0.00	169,729.80	495,740.47	859,568.41	1,525,038.68	0.00	169,729.80	495,740.47	649,421.83	1,314,892.10	4,925,963.15	210,146.58	0.00
CO		0.00	1,321,650.00	1,321,650.00	0.00	0.00	0.00	1,321,650.00	1,321,650.00	0.00	0.00	0.00	0.00	0.00		1,321,650.00	0.00
CHED-Central Office		0.00	21,300,000.00	21,300,000.00	0.00	0.00	0.00	0.00	0.00	0.00	0.00	0.00	0.00	0.00	21,300,000.00	0.00	0.00
Modernization of Engineering Laboratory Equipment to Cope-up with the Global Challenge		0.00	21,300,000.00	21,300,000.00	0.00	0.00	0.00	0.00	0.00	0.00	0.00	0.00	0.00	0.00	21,300,000.00	0.00	0.00
MOOE		0.00	0.00	0.00	0.00	0.00	0.00	0.00	0.00	0.00	0.00	0.00	0.00	0.00	0.00	0.00	0.00
CO		0.00	21,300,000.00	21,300,000.00	0.00	0.00	0.00	0.00	0.00	0.00	0.00	0.00	0.00	0.00	21,300,000.00	0.00	0.00
CHED-Central Office		0.00	16,000,000.00	16,000,000.00	0.00	0.00	0.00	0.00	0.00	0.00	0.00	0.00	0.00	0.00	16,000,000.00	0.00	0.00
Establishment of a Campus-based Kalinga Cultural Heritage Studies and Edu-tourism Center		0.00	16,000,000.00	16,000,000.00	0.00	0.00	0.00	0.00	0.00	0.00	0.00	0.00	0.00	0.00	16,000,000.00	0.00	0.00
MOOE		0.00	16,000,000.00	16,000,000.00	0.00	0.00	0.00	0.00	0.00	0.00	0.00	0.00	0.00	0.00	16,000,000.00	0.00	0.00
CO		0.00	0.00	0.00	0.00	0.00	0.00	0.00	0.00	0.00	0.00	0.00	0.00	0.00	0.00	0.00	0.00
Makilala Mining Company, Inc.		0.00	979,839.00	979,839.00	0.00	0.00	407,400.00	461,188.90	868,588.90	0.00	0.00	407,400.00	337,311.40	744,711.40	111,250.10	123,877.50	0.00

STATEMENT OF APPROVED BUDGET, UTILIZATIONS, DISBURSEMENTS AND BALANCES FOR TRUST RECEIPTS

(for Implementing Agency use only)

As at the Quarter Ending December 31, 2021

Department : State Universities and Colleges (SUCs)
 Agency : Kalinga State University
 Operating Unit : <not applicable>
 Organization Code: 08 019 0000000
 Funding Cluster: 07 - Trust Receipts

X	Inter Agency Fund Transfer
	Grants and Donations (Less than 12 months)

(e.g. UACS Fund Cluster: 05-Internally Generated Funds and 06-Business Related Funds)

Source Agencies and Projects	UACS CODE	Approved Budget			Utilizations					Disbursements					Balances		
		Approved Budgeted Revenue	Adjustments (Reductions, Modifications/ Augmentations)	Adjusted Budgeted Revenue	1st Quarter Ending March 31	2nd Quarter Ending June 30	3rd Quarter Ending Sept. 30	4th Quarter Ending Dec. 31	Total	1st Quarter Ending March 31	2nd Quarter Ending June 30	3rd Quarter Ending Sept. 30	4th Quarter Ending Dec. 31	Total	Unutilized Budget	Unpaid Utilizations	
																Due and Demandable	Not Yet Due and Demandable
1	2	3	4	5=[(3+(-)4)]	6	7	8	9	10=(6+7+8+9)	11	12	13	14	15=(11+12+13+14)	16	17	18
Environmental Baseline Studies at Balatoc, Pasil, Kalinga		0.00	979,839.00	979,839.00	0.00	0.00	407,400.00	461,188.90	868,588.90	0.00	0.00	407,400.00	337,311.40	744,711.40	111,250.10	123,877.50	0.00
MOOE		0.00	979,839.00	979,839.00	0.00	0.00	407,400.00	461,188.90	868,588.90	0.00	0.00	407,400.00	337,311.40	744,711.40	111,250.10	123,877.50	0.00
CO		0.00	0.00	0.00	0.00	0.00	0.00	0.00	0.00	0.00	0.00	0.00	0.00	0.00	0.00	0.00	0.00
Landbank Countryside Development Foundation, Inc.		0.00	312,000.00	312,000.00	0.00	0.00	0.00	0.00	0.00	0.00	0.00	0.00	0.00	0.00	312,000.00	0.00	0.00
Financial Inclusion Through Community Financial Literacy Program		0.00	312,000.00	312,000.00	0.00	0.00	0.00	0.00	0.00	0.00	0.00	0.00	0.00	0.00	312,000.00	0.00	0.00
MOOE		0.00	312,000.00	312,000.00	0.00	0.00	0.00	0.00	0.00	0.00	0.00	0.00	0.00	0.00	312,000.00	0.00	0.00
CO		0.00	0.00	0.00	0.00	0.00	0.00	0.00	0.00	0.00	0.00	0.00	0.00	0.00	0.00	0.00	0.00
DOST-CAR		0.00	1,383,281.60	1,383,281.60	0.00	0.00	0.00	0.00	0.00	0.00	0.00	0.00	0.00	0.00	1,383,281.60	0.00	0.00
CLEARs Project (Community-Level Evaluation and Assessment of Rain-induced Landslide Susceptibility)		0.00	1,383,281.60	1,383,281.60	0.00	0.00	0.00	0.00	0.00	0.00	0.00	0.00	0.00	0.00	1,383,281.60	0.00	0.00
MOOE		0.00	1,383,281.60	1,383,281.60	0.00	0.00	0.00	0.00	0.00	0.00	0.00	0.00	0.00	0.00	1,383,281.60	0.00	0.00
CO		0.00	0.00	0.00	0.00	0.00	0.00	0.00	0.00	0.00	0.00	0.00	0.00	0.00	0.00	0.00	0.00
CHED-Central Office		0.00	1,638,861.00	1,638,861.00	0.00	0.00	0.00	173,726.75	173,726.75	0.00	0.00	0.00	0.00	0.00	1,465,134.25	173,726.75	0.00
Fortifying the Kalinga Spirit To Heal As One: KSU's Response To COVID-19 Pandemic		0.00	1,638,861.00	1,638,861.00	0.00	0.00	0.00	173,726.75	173,726.75	0.00	0.00	0.00	0.00	0.00	1,465,134.25	173,726.75	0.00
MOOE		0.00	1,638,861.00	1,638,861.00	0.00	0.00	0.00	173,726.75	173,726.75	0.00	0.00	0.00	0.00	0.00	1,465,134.25	173,726.75	0.00
CO		0.00	0.00	0.00	0.00	0.00	0.00	0.00	0.00	0.00	0.00	0.00	0.00	0.00	0.00	0.00	0.00
CHED-Central Office		0.00	25,000,000.00	25,000,000.00	0.00	0.00	0.00	0.00	0.00	0.00	0.00	0.00	0.00	0.00	25,000,000.00	0.00	0.00
Building Safe and Secure Learning Environment to Support Flexible and Ubiquitous Learning in Kalinga State University		0.00	25,000,000.00	25,000,000.00	0.00	0.00	0.00	0.00	0.00	0.00	0.00	0.00	0.00	0.00	25,000,000.00	0.00	0.00
MOOE		0.00	25,000,000.00	25,000,000.00	0.00	0.00	0.00	0.00	0.00	0.00	0.00	0.00	0.00	0.00	25,000,000.00	0.00	0.00
CO		0.00	0.00	0.00	0.00	0.00	0.00	0.00	0.00	0.00	0.00	0.00	0.00	0.00	0.00	0.00	0.00

STATEMENT OF APPROVED BUDGET, UTILIZATIONS, DISBURSEMENTS AND BALANCES FOR TRUST RECEIPTS

(for Implementing Agency use only)

As at the Quarter Ending December 31, 2021

Department : State Universities and Colleges (SUCs)

Agency : Kalinga State University

Operating Unit : <not applicable>

Organization Code: 08 019 0000000

Funding Cluster: 07 - Trust Receipts

(e.g. UACS Fund Cluster: 05-Internally Generated Funds and 06-Business Related Funds)

X	Inter Agency Fund Transfer
	Grants and Donations (Less than 12 months)

Source Agencies and Projects	UACS CODE	Approved Budget			Utilizations					Disbursements					Balances		
		Approved Budgeted Revenue	Adjustments (Reductions, Modifications/ Augmentations)	Adjusted Budgeted Revenue	1st Quarter Ending March 31	2nd Quarter Ending June 30	3rd Quarter Ending Sept. 30	4th Quarter Ending Dec. 31	Total	1st Quarter Ending March 31	2nd Quarter Ending June 30	3rd Quarter Ending Sept. 30	4th Quarter Ending Dec. 31	Total	Unutilized Budget	Unpaid Utilizations	
																Due and Demandable	Not Yet Due and Demandable
1	2	3	4	5=[(3+(-)4)]	6	7	8	9	10=(6+7+8+9)	11	12	13	14	15=(11+12+13+14)	16	17	18
Provincial Government of Kalinga		0.00	12,000.00	12,000.00	0.00	0.00	0.00	0.00	0.00	0.00	0.00	0.00	0.00	0.00	12,000.00	0.00	0.00
Financial Assistance to the Students of CBAA of the KSU in Celebration of its Virtual Socio Cultural Festival		0.00	12,000.00	12,000.00	0.00	0.00	0.00	0.00	0.00	0.00	0.00	0.00	0.00	0.00	12,000.00	0.00	0.00
MOOE		0.00	12,000.00	12,000.00	0.00	0.00	0.00	0.00	0.00	0.00	0.00	0.00	0.00	0.00	12,000.00	0.00	0.00
CO		0.00	0.00	0.00	0.00	0.00	0.00	0.00	0.00	0.00	0.00	0.00	0.00	0.00	0.00	0.00	0.00
TESDA-Kalinga		99,571.70	0.00	99,571.70	0.00	0.00	0.00	0.00	0.00	0.00	0.00	0.00	0.00	0.00	99,571.70	0.00	0.00
Training for Work Scholarship Program (TWSP)		99,571.70	0.00	99,571.70	0.00	0.00	0.00	0.00	0.00	0.00	0.00	0.00	0.00	0.00	99,571.70	0.00	0.00
MOOE		99,571.70	0.00	99,571.70	0.00	0.00	0.00	0.00	0.00	0.00	0.00	0.00	0.00	0.00	99,571.70	0.00	0.00
CO		0.00	0.00	0.00	0.00	0.00	0.00	0.00	0.00	0.00	0.00	0.00	0.00	0.00	0.00	0.00	0.00
TESDA Kalinga		206,851.00	0.00	206,851.00	0.00	0.00	0.00	0.00	0.00	0.00	0.00	0.00	0.00	0.00	206,851.00	0.00	0.00
Training and Assessment		206,851.00	0.00	206,851.00	0.00	0.00	0.00	0.00	0.00	0.00	0.00	0.00	0.00	0.00	206,851.00	0.00	0.00
MOOE		206,851.00	0.00	206,851.00	0.00	0.00	0.00	0.00	0.00	0.00	0.00	0.00	0.00	0.00	206,851.00	0.00	0.00
CO		0.00	0.00	0.00	0.00	0.00	0.00	0.00	0.00	0.00	0.00	0.00	0.00	0.00	0.00	0.00	0.00
TESDA-CAR		1,699,752.51	0.00	1,699,752.51	0.00	0.00	0.00	0.00	0.00	0.00	0.00	0.00	0.00	0.00	1,699,752.51	0.00	0.00
Implementation of Free TVET under the Universal Access to Quality Tertiary Education Act (UAQTEA) in State-run Technical Vocational Institutions (STVIs)		1,699,752.51	0.00	1,699,752.51	0.00	0.00	0.00	0.00	0.00	0.00	0.00	0.00	0.00	0.00	1,699,752.51	0.00	0.00
MOOE		1,699,752.51	0.00	1,699,752.51	0.00	0.00	0.00	0.00	0.00	0.00	0.00	0.00	0.00	0.00	1,699,752.51	0.00	0.00
CO		0.00	0.00	0.00	0.00	0.00	0.00	0.00	0.00	0.00	0.00	0.00	0.00	0.00	0.00	0.00	0.00
Commission on Higher Education		75,600.00	226,600.00	302,200.00	0.00	0.00	40,000.00	0.00	40,000.00	0.00	0.00	40,000.00	0.00	40,000.00	262,200.00	0.00	0.00
ESGP-PA Scholarship Grant		75,600.00	226,600.00	302,200.00	0.00	0.00	40,000.00	0.00	40,000.00	0.00	0.00	40,000.00	0.00	40,000.00	262,200.00	0.00	0.00
MOOE		75,600.00	226,600.00	302,200.00	0.00	0.00	40,000.00	0.00	40,000.00	0.00	0.00	40,000.00	0.00	40,000.00	262,200.00	0.00	0.00
CO		0.00	0.00	0.00	0.00	0.00	0.00	0.00	0.00	0.00	0.00	0.00	0.00	0.00	0.00	0.00	0.00
Commission on Higher Education		681,846.00	41,878,555.00	42,560,401.00	260,700.00	0.00	23,029,235.00	18,587,650.00	41,877,585.00	260,700.00	0.00	23,029,235.00	18,587,650.00	41,877,585.00	682,816.00	0.00	0.00

STATEMENT OF APPROVED BUDGET, UTILIZATIONS, DISBURSEMENTS AND BALANCES FOR TRUST RECEIPTS

(for Implementing Agency use only)

As at the Quarter Ending December 31, 2021

Department : State Universities and Colleges (SUCs)

Agency : Kalinga State University

Operating Unit : <not applicable>


Organization Code: 08 019 0000000


Funding Cluster: 07 - Trust Receipts


(e.g. UACS Fund Cluster: 05-Internally Generated Funds and 06-Business Related Funds)


X	Inter Agency Fund Transfer
	Grants and Donations (Less than 12 months)

Source Agencies and Projects	UACS CODE	Approved Budget			Utilizations					Disbursements					Balances		
		Approved Budgeted Revenue	Adjustments (Reductions, Modifications/ Augmentations)	Adjusted Budgeted Revenue	1st Quarter Ending March 31	2nd Quarter Ending June 30	3rd Quarter Ending Sept. 30	4th Quarter Ending Dec. 31	Total	1st Quarter Ending March 31	2nd Quarter Ending June 30	3rd Quarter Ending Sept. 30	4th Quarter Ending Dec. 31	Total	Unutilized Budget	Unpaid Utilizations	
																Due and Demandable	Not Yet Due and Demandable
1	2	3	4	5=[(3+(-)4)]	6	7	8	9	10=(6+7+8+9)	11	12	13	14	15=(11+12+13+14)	16	17	18
Free Tuition		681,846.00	41,878,555.00	42,560,401.00	260,700.00	0.00	23,029,235.00	18,587,650.00	41,877,585.00	260,700.00	0.00	23,029,235.00	18,587,650.00	41,877,585.00	682,816.00	0.00	0.00
MOOE		681,846.00	41,878,555.00	42,560,401.00	260,700.00	0.00	23,029,235.00	18,587,650.00	41,877,585.00	260,700.00	0.00	23,029,235.00	18,587,650.00	41,877,585.00	682,816.00	0.00	0.00
CO		0.00	0.00	0.00	0.00	0.00	0.00	0.00	0.00	0.00	0.00	0.00	0.00	0.00	0.00	0.00	0.00
Commission on Higher Education		7,187,842.45	57,890,800.00	65,078,642.45	12,943,479.11	15,165,447.48	1,270,157.67	15,102,476.50	44,481,560.76	12,943,479.11	15,165,447.48	1,270,157.67	15,102,476.50	44,481,560.76	20,597,081.69	0.00	0.00
Tertiary Education Subsidy		7,187,842.45	57,890,800.00	65,078,642.45	12,943,479.11	15,165,447.48	1,270,157.67	15,102,476.50	44,481,560.76	12,943,479.11	15,165,447.48	1,270,157.67	15,102,476.50	44,481,560.76	20,597,081.69	0.00	0.00
MOOE		7,187,842.45	57,890,800.00	65,078,642.45	12,943,479.11	15,165,447.48	1,270,157.67	15,102,476.50	44,481,560.76	12,943,479.11	15,165,447.48	1,270,157.67	15,102,476.50	44,481,560.76	20,597,081.69	0.00	0.00
CO		0.00	0.00	0.00	0.00	0.00	0.00	0.00	0.00	0.00	0.00	0.00	0.00	0.00	0.00	0.00	0.00
Commission on Higher Education - Cordillera Administrative Region		451,500.00	2,598,000.00	3,049,500.00	787,500.00	6,000.00	1,540,500.00	517,500.00	2,851,500.00	787,500.00	6,000.00	1,540,500.00	517,500.00	2,851,500.00	198,000.00	0.00	0.00
Tulong-Dunong Program		451,500.00	2,598,000.00	3,049,500.00	787,500.00	6,000.00	1,540,500.00	517,500.00	2,851,500.00	787,500.00	6,000.00	1,540,500.00	517,500.00	2,851,500.00	198,000.00	0.00	0.00
MOOE		451,500.00	2,598,000.00	3,049,500.00	787,500.00	6,000.00	1,540,500.00	517,500.00	2,851,500.00	787,500.00	6,000.00	1,540,500.00	517,500.00	2,851,500.00	198,000.00	0.00	0.00
CO		0.00	0.00	0.00	0.00	0.00	0.00	0.00	0.00	0.00	0.00	0.00	0.00	0.00	0.00	0.00	0.00
Department of Education		0.00	2,283,750.00	2,283,750.00	0.00	0.00	2,283,750.00	0.00	2,283,750.00	0.00	0.00	2,283,750.00	0.00	2,283,750.00	0.00	0.00	0.00
Senior High School		0.00	2,283,750.00	2,283,750.00	0.00	0.00	2,283,750.00	0.00	2,283,750.00	0.00	0.00	2,283,750.00	0.00	2,283,750.00	0.00	0.00	0.00
MOOE		0.00	2,283,750.00	2,283,750.00	0.00	0.00	2,283,750.00	0.00	2,283,750.00	0.00	0.00	2,283,750.00	0.00	2,283,750.00	0.00	0.00	0.00
CO		0.00	0.00	0.00	0.00	0.00	0.00	0.00	0.00	0.00	0.00	0.00	0.00	0.00	0.00	0.00	0.00
TOTAL		16,926,662.63	186,276,338.43	203,203,001.06	14,103,094.05	22,740,100.59	29,662,544.32	37,385,528.32	103,891,267.28	14,103,094.05	22,352,955.97	29,662,544.32	35,906,872.11	102,025,466.45	99,311,733.78	1,865,800.83	0.00
MOOE		15,375,791.22	160,539,898.81	175,915,690.03	14,103,094.05	19,595,310.97	29,662,544.32	36,063,878.32	99,424,827.66	14,103,094.05	19,595,310.97	29,662,544.32	35,519,727.49	98,880,676.83	76,490,862.37	544,150.83	0.00
CO		1,550,871.41	25,736,439.62	27,287,311.03	0.00	3,144,789.62	0.00	1,321,650.00	4,466,439.62	0.00	2,757,645.00	0.00	387,144.62	3,144,789.62	22,820,871.41	1,321,650.00	0.00

Certified Correct:

ELSIE P. ANDRES
 Budget Officer
 Date: 2022-01-25

Certified Correct:

ARNOLD A. TANDING, CPA, MBA
 Accountant III
 Date: 2022-01-25

Recommending Approval:

DANILO T. BUEN, MBA
 Director, FMS
 Date: 2022-01-25

Approved By:

EDUARDO T. BACTANG, CPA, DBM
 SUC President III
 Date: 2022-01-25