

STATEMENT OF APPROPRIATIONS, ALLOTMENTS, OBLIGATIONS, DISBURSEMENTS AND BALANCES
As at the Quarter Ending December 30, 2020

Department :State Universities and Colleges (SUCs)
Agency :Kalinga State University
Operating Unit :<not applicable>
Organization Code :08 019 0000000
Funding Cluster :01 - Regular Agency Fund

X	Current Year Appropriations
	Supplemental Appropriations
	Continuing Appropriations

(e.g. UACS Fund Cluster: 01-Regular Agency Fund, 02-Foreign Assisted Projects Fund, 03-Special Account-Locally Funded/Domestic Grants Fund, and 04-Special Account-Foreign Assisted/Foreign Grants Fund)

Particulars	UACS CODE	Appropriations			Allotments					Current Year Obligations					Current Year Disbursements					Balances			
		Authorized Appropriations	Adjustments (Transfer To/From, Modifications/Augmentations)	Adjusted Appropriations	Allotments Received	Adjustments (Reductions, Modifications/Augmentations)	Transfer To	Transfer From	Adjusted Total Allotments	1st Quarter Ending March 31	2nd Quarter Ending June 30	3rd Quarter Ending Sept. 30	4th Quarter Ending Dec. 31	Total	1st Quarter Ending March 31	2nd Quarter Ending June 30	3rd Quarter Ending Sept. 30	4th Quarter Ending Dec. 31	Total	Unreleased Appropriations	Unobligated Allotment	Unpaid Obligations (15-20) = (23+24)	
		3	4	5=(3+4)	6	7	8	9	10=[(6+(-)7)-8+9]	11	12	13	14	15=(11+12+13+14)	11	12	13	14	15=(11+12+13+14)	21=(5-10)	22=(10-15)	23	24
MOOE		874,000.00	-99,657.00	774,343.00	774,343.00	-86,351.40	0.00	0.00	687,991.60	168,915.16	64,869.03	270,242.31	183,965.10	687,991.60	168,915.16	64,869.03	270,242.31	71,046.94	575,073.44	0.00	0.00	0.00	112,918.16
Operations	3000000000000000	170,050,000.00	-10,096,027.00	159,953,973.00	159,953,973.00	0.00	0.00	0.00	159,953,973.00	32,282,401.84	52,049,136.69	34,612,424.55	41,010,009.59	159,953,972.67	32,282,401.84	52,049,136.69	34,612,424.55	38,085,857.50	157,029,820.58	0.00	0.33	14,039.23	2,910,112.86
OO : Relevant and quality tertiary education ensured to achieve inclusive growth and access of deserving but poor students to quality tertiary education increased		153,664,000.00	-3,890,097.00	149,773,903.00	149,773,903.00	0.00	0.00	0.00	149,773,903.00	31,367,240.61	50,481,304.73	32,523,840.47	35,401,517.19	149,773,903.00	31,367,240.61	50,481,304.73	32,523,840.47	34,818,067.67	149,190,453.48	0.00	0.00	14,039.23	569,410.29
HIGHER EDUCATION PROGRAM		153,664,000.00	-3,890,097.00	149,773,903.00	149,773,903.00	0.00	0.00	0.00	149,773,903.00	31,367,240.61	50,481,304.73	32,523,840.47	35,401,517.19	149,773,903.00	31,367,240.61	50,481,304.73	32,523,840.47	34,818,067.67	149,190,453.48	0.00	0.00	14,039.23	569,410.29
Provision of Higher Education Services	310100100002000	153,664,000.00	-3,890,097.00	149,773,903.00	149,773,903.00	0.00	0.00	0.00	149,773,903.00	31,367,240.61	50,481,304.73	32,523,840.47	35,401,517.19	149,773,903.00	31,367,240.61	50,481,304.73	32,523,840.47	34,818,067.67	149,190,453.48	0.00	0.00	14,039.23	569,410.29
PS		138,333,000.00	0.00	138,333,000.00	138,333,000.00	3,804,625.04	0.00	0.00	142,137,625.04	29,707,296.07	48,598,748.98	30,331,517.46	33,500,062.53	142,137,625.04	29,707,296.07	48,598,748.98	30,331,517.46	33,486,023.30	142,123,585.81	0.00	0.00	14,039.23	0.00
MOOE		14,831,000.00	-3,390,097.00	11,440,903.00	11,440,903.00	-3,804,625.04	0.00	0.00	7,636,277.96	1,659,944.54	1,882,555.75	2,192,323.01	1,901,454.66	7,636,277.96	1,659,944.54	1,882,555.75	2,192,323.01	1,332,044.37	7,066,867.67	0.00	0.00	0.00	569,410.29
Projects		500,000.00	-500,000.00	0.00	0.00	0.00	0.00	0.00	0.00	0.00	0.00	0.00	0.00	0.00	0.00	0.00	0.00	0.00	0.00	0.00	0.00	0.00	0.00
Locally-Funded Project(s)		500,000.00	-500,000.00	0.00	0.00	0.00	0.00	0.00	0.00	0.00	0.00	0.00	0.00	0.00	0.00	0.00	0.00	0.00	0.00	0.00	0.00	0.00	0.00
Conduct of Activities for Sports and Culture Development	310100200008000	500,000.00	-500,000.00	0.00	0.00	0.00	0.00	0.00	0.00	0.00	0.00	0.00	0.00	0.00	0.00	0.00	0.00	0.00	0.00	0.00	0.00	0.00	0.00
MOOE		500,000.00	-500,000.00	0.00	0.00	0.00	0.00	0.00	0.00	0.00	0.00	0.00	0.00	0.00	0.00	0.00	0.00	0.00	0.00	0.00	0.00	0.00	0.00
OO : Higher education research improved to promote economic productivity and innovation		8,509,000.00	-3,314,518.00	5,194,482.00	5,194,482.00	0.00	0.00	0.00	5,194,482.00	463,626.24	504,446.24	1,205,563.99	3,020,845.20	5,194,481.67	463,626.24	504,446.24	1,205,563.99	1,748,678.71	3,922,315.18	0.00	0.33	0.00	1,272,166.49
RESEARCH PROGRAM		8,509,000.00	-3,314,518.00	5,194,482.00	5,194,482.00	0.00	0.00	0.00	5,194,482.00	463,626.24	504,446.24	1,205,563.99	3,020,845.20	5,194,481.67	463,626.24	504,446.24	1,205,563.99	1,748,678.71	3,922,315.18	0.00	0.33	0.00	1,272,166.49

STATEMENT OF APPROPRIATIONS, ALLOTMENTS, OBLIGATIONS, DISBURSEMENTS AND BALANCES
As at the Quarter Ending December 30, 2020

Department :State Universities and Colleges (SUCs)
Agency :Kalinga State University
Operating Unit :<not applicable>
Organization Code :08 019 0000000
Funding Cluster :01 - Regular Agency Fund

X	Current Year Appropriations
	Supplemental Appropriations
	Continuing Appropriations

(e.g. UACS Fund Cluster: 01-Regular Agency Fund, 02-Foreign Assisted Projects Fund, 03-Special Account-Locally Funded/Domestic Grants Fund, and 04-Special Account-Foreign Assisted/Foreign Grants Fund)

Particulars	UACS CODE	Appropriations			Allotments					Current Year Obligations					Current Year Disbursements					Balances			
		Authorized Appropriations	Adjustments (Transfer To/From, Modifications/Augmentations)	Adjusted Appropriations	Allotments Received	Adjustments (Reductions, Modifications/Augmentations)	Transfer To	Transfer From	Adjusted Total Allotments	1st Quarter Ending March 31	2nd Quarter Ending June 30	3rd Quarter Ending Sept. 30	4th Quarter Ending Dec. 31	Total	1st Quarter Ending March 31	2nd Quarter Ending June 30	3rd Quarter Ending Sept. 30	4th Quarter Ending Dec. 31	Total	Unreleased Appropriations	Unobligated Allotment	Unpaid Obligations (15-20) = (23+24)	
		3	4	5=(3+4)	6	7	8	9	10=[(6+(-)-7)-8+9]	11	12	13	14	15=(11+12+13+14)	11	12	13	14	15=(11+12+13+14)	21=(5-10)	22=(10-15)	23	24
Conduct of Research Services, including P1,000,000 for Research Rewards/Incentives	320200100001000	8,509,000.00	-3,314,518.00	5,194,482.00	5,194,482.00	0.00	0.00	0.00	5,194,482.00	463,626.24	504,446.24	1,205,563.99	3,020,845.20	5,194,481.67	463,626.24	504,446.24	1,205,563.99	1,748,678.71	3,922,315.18	0.00	0.33	0.00	1,272,166.49
PS		0.00	0.00	0.00	0.00	1,196,074.50	0.00	0.00	1,196,074.50	0.00	0.00	0.00	1,196,074.50	1,196,074.50	0.00	0.00	0.00	1,196,074.50	1,196,074.50	0.00	0.00	0.00	0.00
MOOE		8,509,000.00	-3,314,518.00	5,194,482.00	5,194,482.00	-1,196,074.50	0.00	0.00	3,998,407.50	463,626.24	504,446.24	1,205,563.99	1,824,770.70	3,998,407.17	463,626.24	504,446.24	1,205,563.99	552,604.21	2,726,240.68	0.00	0.33	0.00	1,272,166.49
OO : Community engagement increased		7,877,000.00	-2,891,412.00	4,985,588.00	4,985,588.00	0.00	0.00	0.00	4,985,588.00	451,534.99	1,063,385.72	883,020.09	2,587,647.20	4,985,588.00	451,534.99	1,063,385.72	883,020.09	1,519,111.12	3,917,051.92	0.00	0.00	0.00	1,068,536.08
TECHNICAL ADVISORY EXTENSION PROGRAM		7,877,000.00	-2,891,412.00	4,985,588.00	4,985,588.00	0.00	0.00	0.00	4,985,588.00	451,534.99	1,063,385.72	883,020.09	2,587,647.20	4,985,588.00	451,534.99	1,063,385.72	883,020.09	1,519,111.12	3,917,051.92	0.00	0.00	0.00	1,068,536.08
Provision of Extension Services	330100100001000	7,877,000.00	-2,891,412.00	4,985,588.00	4,985,588.00	0.00	0.00	0.00	4,985,588.00	451,534.99	1,063,385.72	883,020.09	2,587,647.20	4,985,588.00	451,534.99	1,063,385.72	883,020.09	1,519,111.12	3,917,051.92	0.00	0.00	0.00	1,068,536.08
PS		0.00	0.00	0.00	0.00	200,783.81	0.00	0.00	200,783.81	0.00	0.00	0.00	200,783.81	200,783.81	0.00	0.00	0.00	200,783.81	200,783.81	0.00	0.00	0.00	0.00
MOOE		7,877,000.00	-2,891,412.00	4,985,588.00	4,985,588.00	-200,783.81	0.00	0.00	4,784,804.19	451,534.99	1,063,385.72	883,020.09	2,386,863.39	4,784,804.19	451,534.99	1,063,385.72	883,020.09	1,318,327.31	3,716,268.11	0.00	0.00	0.00	1,068,536.08
Sub-Total, Operations		170,050,000.00	-10,096,027.00	159,953,973.00	159,953,973.00	0.00	0.00	0.00	159,953,973.00	32,282,401.84	52,049,136.69	34,612,424.55	41,010,009.59	159,953,972.67	32,282,401.84	52,049,136.69	34,612,424.55	38,085,857.50	157,029,820.58	0.00	0.33	14,039.23	2,910,112.86
PS		138,333,000.00	0.00	138,333,000.00	138,333,000.00	5,201,483.35	0.00	0.00	143,534,483.35	29,707,296.07	48,598,748.98	30,331,517.46	34,896,920.84	143,534,483.35	29,707,296.07	48,598,748.98	30,331,517.46	34,882,881.61	143,520,444.12	0.00	0.00	14,039.23	0.00
MOOE		31,717,000.00	-10,096,027.00	21,620,973.00	21,620,973.00	-5,201,483.35	0.00	0.00	16,419,489.65	2,575,105.77	3,450,387.71	4,280,907.09	6,113,088.75	16,419,489.32	2,575,105.77	3,450,387.71	4,280,907.09	3,202,975.89	13,509,376.46	0.00	0.33	0.00	2,910,112.86
Sub-Total, Agency-Specific		284,771,000.00	-11,956,000.00	272,815,000.00	268,738,660.00	0.00	0.00	0.00	268,738,660.00	63,739,021.98	62,525,841.77	57,533,273.78	84,940,522.08	268,738,659.61	43,864,104.73	63,862,028.90	47,842,635.68	79,056,328.86	234,625,098.17	4,076,340.00	0.39	15,932.27	34,097,629.17
PS		178,711,000.00	0.00	178,711,000.00	174,634,660.00	6,498,000.00	0.00	0.00	181,132,660.00	35,216,094.83	56,369,128.07	36,182,024.07	53,365,413.03	181,132,660.00	35,216,094.83	56,369,128.07	36,182,024.07	53,349,480.76	181,116,727.73	4,076,340.00	0.00	15,932.27	0.00
MOOE		42,660,000.00	-11,956,000.00	30,704,000.00	30,704,000.00	-6,498,000.00	0.00	0.00	24,206,000.00	4,446,029.44	4,896,398.46	6,534,729.05	8,328,842.72	24,205,999.67	4,446,029.44	4,896,398.46	6,534,729.05	4,171,620.06	20,048,777.01	0.00	0.33	0.00	4,157,222.66
CO		63,400,000.00	0.00	63,400,000.00	63,400,000.00	0.00	0.00	0.00	63,400,000.00	24,076,897.71	1,260,315.24	14,816,520.66	23,246,266.33	63,399,999.94	4,201,980.46	2,596,502.37	5,125,882.56	21,535,228.04	33,459,593.43	0.00	0.06	0.00	29,940,406.51
II. Automatic Appropriations																							
Retirement and Life Insurance Premiums		14,710,000.00	-8,669,166.00	6,040,834.00	6,040,834.00	0.00	0.00	0.00	6,040,834.00	3,883,642.20	1,490,478.08	0.00	659,013.53	6,033,133.81	3,883,642.20	1,490,478.08	0.00	659,013.53	6,033,133.81	0.00	7,700.19	0.00	0.00
PS		14,710,000.00	-8,669,166.00	6,040,834.00	6,040,834.00	0.00	0.00	0.00	6,040,834.00	3,883,642.20	1,490,478.08	0.00	659,013.53	6,033,133.81	3,883,642.20	1,490,478.08	0.00	659,013.53	6,033,133.81	0.00	7,700.19	0.00	0.00
Sub-Total, Automatic Appropriations		14,710,000.00	-8,669,166.00	6,040,834.00	6,040,834.00	0.00	0.00	0.00	6,040,834.00	3,883,642.20	1,490,478.08	0.00	659,013.53	6,033,133.81	3,883,642.20	1,490,478.08	0.00	659,013.53	6,033,133.81	0.00	7,700.19	0.00	0.00
PS		14,710,000.00	-8,669,166.00	6,040,834.00	6,040,834.00	0.00	0.00	0.00	6,040,834.00	3,883,642.20	1,490,478.08	0.00	659,013.53	6,033,133.81	3,883,642.20	1,490,478.08	0.00	659,013.53	6,033,133.81	0.00	7,700.19	0.00	0.00

STATEMENT OF APPROPRIATIONS, ALLOTMENTS, OBLIGATIONS, DISBURSEMENTS AND BALANCES
As at the Quarter Ending December 30, 2020

Department :State Universities and Colleges (SUCs)
Agency :Kalinga State University
Operating Unit :<not applicable>
Organization Code :08 019 000000
Funding Cluster :01 - Regular Agency Fund

X	Current Year Appropriations
	Supplemental Appropriations
	Continuing Appropriations

(e.g. UACS Fund Cluster: 01-Regular Agency Fund, 02-Foreign Assisted Projects Fund, 03-Special Account-Locally Funded/Domestic Grants Fund, and 04-Special Account-Foreign Assisted/Foreign Grants Fund)

Particulars	UACS CODE	Appropriations			Allotments			Current Year Obligations					Current Year Disbursements					Balances						
		Authorized Appropriations	Adjustments (Transfer To/From, Modifications/ Augmentations)	Adjusted Appropriations	Allotments Received	Adjustments (Reductions, Modifications/ Augmentations)	Transfer To	Transfer From	Adjusted Total Allotments	1st Quarter Ending March 31	2nd Quarter Ending June 30	3rd Quarter Ending Sept. 30	4th Quarter Ending Dec. 31	Total	1st Quarter Ending March 31	2nd Quarter Ending June 30	3rd Quarter Ending Sept. 30	4th Quarter Ending Dec. 31	Total	Unreleased Appropriations	Unobligated Allotment	Unpaid Obligations (15-20) = (23+24)		
																						Due and Demandable	Not Yet Due and Demandable	
1	2	3	4	5=(3+4)	6	7	8	9	10=[(6+(-)7)-8+9]	11	12	13	14	15=(11+12+13+14)	16	17	18	19	20	21=(5-10)	22=(10-15)	23	24	
III. Special Purpose Fund																								
Miscellaneous Personnel Benefits Fund		0.00	7,230,000.00	7,230,000.00	7,230,000.00	0.00	0.00	0.00	7,230,000.00	1,884,242.00	897,820.00	27,054.03	4,420,883.97	7,230,000.00	1,884,242.00	897,820.00	27,054.03	4,420,883.97	7,230,000.00	0.00	0.00	0.00	0.00	
PS		0.00	7,230,000.00	7,230,000.00	7,230,000.00	0.00	0.00	0.00	7,230,000.00	1,884,242.00	897,820.00	27,054.03	4,420,883.97	7,230,000.00	1,884,242.00	897,820.00	27,054.03	4,420,883.97	7,230,000.00	0.00	0.00	0.00	0.00	
Sub-Total, SPF		0.00	7,230,000.00	7,230,000.00	7,230,000.00	0.00	0.00	0.00	7,230,000.00	1,884,242.00	897,820.00	27,054.03	4,420,883.97	7,230,000.00	1,884,242.00	897,820.00	27,054.03	4,420,883.97	7,230,000.00	0.00	0.00	0.00	0.00	
PS		0.00	7,230,000.00	7,230,000.00	7,230,000.00	0.00	0.00	0.00	7,230,000.00	1,884,242.00	897,820.00	27,054.03	4,420,883.97	7,230,000.00	1,884,242.00	897,820.00	27,054.03	4,420,883.97	7,230,000.00	0.00	0.00	0.00	0.00	
GRAND TOTAL		299,481,000.00	-13,395,166.00	286,085,834.00	282,009,494.00	0.00	0.00	0.00	282,009,494.00	69,506,906.18	64,914,139.85	57,560,327.81	90,020,419.58	282,001,793.42	49,631,988.93	66,250,326.98	47,869,689.71	84,136,226.36	247,888,231.98	4,076,340.00	7,700.58	15,932.27	34,097,629.17	
PS		193,421,000.00	-1,439,166.00	191,981,834.00	187,905,494.00	6,498,000.00	0.00	0.00	194,403,494.00	40,983,979.03	58,757,426.15	36,209,078.10	58,445,310.53	194,395,793.81	40,983,979.03	58,757,426.15	36,209,078.10	58,429,378.26	194,379,861.54	4,076,340.00	7,700.19	15,932.27	0.00	
MOOE		42,660,000.00	-11,956,000.00	30,704,000.00	30,704,000.00	-6,498,000.00	0.00	0.00	24,206,000.00	4,446,029.44	4,896,398.46	6,534,729.05	8,328,842.72	24,205,999.67	4,446,029.44	4,896,398.46	6,534,729.05	4,171,620.06	20,048,777.01	0.00	0.33	0.00	4,157,222.66	
CO		63,400,000.00	0.00	63,400,000.00	63,400,000.00	0.00	0.00	0.00	63,400,000.00	24,076,897.71	1,260,315.24	14,816,520.66	23,246,266.33	63,399,999.94	4,201,980.46	2,596,502.37	5,125,882.56	21,535,228.04	33,459,593.43	0.00	0.06	0.00	29,940,406.51	

Recapitulation by OO:

I. Agency Specific Budget	170,050,000.00	-10,096,027.00	159,953,973.00	159,953,973.00	0.00	0.00	0.00	159,953,973.00	32,282,401.84	52,049,136.69	34,612,424.55	41,010,009.59	159,953,972.67	32,282,401.84	52,049,136.69	34,612,424.55	38,085,857.50	157,029,820.58	0.00	0.33	14,039.23	2,910,112.86
HIGHER EDUCATION PROGRAM	153,664,000.00	-3,890,097.00	149,773,903.00	149,773,903.00	0.00	0.00	0.00	149,773,903.00	31,367,240.61	50,481,304.73	32,523,840.47	35,401,517.19	149,773,903.00	31,367,240.61	50,481,304.73	32,523,840.47	34,818,067.67	149,190,453.48	0.00	0.00	14,039.23	569,410.29
RESEARCH PROGRAM	8,509,000.00	-3,314,518.00	5,194,482.00	5,194,482.00	0.00	0.00	0.00	5,194,482.00	463,626.24	504,446.24	1,205,563.99	3,020,845.20	5,194,481.67	463,626.24	504,446.24	1,205,563.99	1,748,678.71	3,922,315.18	0.00	0.33	0.00	1,272,166.49
TECHNICAL ADVISORY EXTENSION PROGRAM	7,877,000.00	-2,891,412.00	4,985,588.00	4,985,588.00	0.00	0.00	0.00	4,985,588.00	451,534.99	1,063,385.72	883,020.09	2,587,647.20	4,985,588.00	451,534.99	1,063,385.72	883,020.09	1,519,111.12	3,917,051.92	0.00	0.00	0.00	1,068,536.08

Certified Correct:


ELSIE P. ANDRES

Budget Officer
Date: 1/24/21 13:13 PM

Certified Correct:

ARNOLD A. TANDING, CPA, MBA
Accountant III

Date: 1/24/21 13:13 PM

Recommending Approval:


DANILO T. BUEN, MBA

Director, FMS
Date: 1/24/21 13:13 PM

Approved By:


EDUARDO T. BAGTANG, CPA, DBM

SUC President III
Date: 1/24/21 13:15 PM

STATEMENT OF APPROPRIATIONS, ALLOTMENTS, OBLIGATIONS, DISBURSEMENTS AND BALANCES
As at the Quarter Ending December 30, 2020

Department :State Universities and Colleges (SUCs)
Agency :Kalinga State University
Operating Unit :<not applicable>
Organization Code :08 019 0000000
Funding Cluster :01 - Regular Agency Fund

	Current Year Appropriations
	Supplemental Appropriations
X	Continuing Appropriations

(e.g. UACS Fund Cluster: 01-Regular Agency Fund, 02-Foreign Assisted Projects Fund, 03-Special Account-Locally Funded/Domestic Grants Fund, and 04-Special Account-Foreign Assisted/Foreign Grants Fund)

Particulars	UACS CODE	Appropriations			Allotments					Current Year Obligations					Current Year Disbursements					Balances			
		Authorized Appropriations	Adjustments (Transfer To/From, Modifications/Augmentations)	Adjusted Appropriations	Allotments Received	Adjustments (Reductions, Modifications/Augmentations)	Transfer To	Transfer From	Adjusted Total Allotments	1st Quarter Ending March 31	2nd Quarter Ending June 30	3rd Quarter Ending Sept. 30	4th Quarter Ending Dec. 31	Total	1st Quarter Ending March 31	2nd Quarter Ending June 30	3rd Quarter Ending Sept. 30	4th Quarter Ending Dec. 31	Total	Unreleased Appropriations	Unobligated Allotment	Unpaid Obligations (15-20) = (23+24)	
		3	4	5=(3+4)	6	7	8	9	10=[(6+(-7))-8-9]	11	12	13	14	15=(11+12+13+14)	11	12	13	14	15=(11+12+13+14)	21=(5-10)	22=(10-15)	23	24
I. Continuing Appropriations		444,307.80	9,146,745.25	9,591,053.05	9,591,053.05	0.00	0.00	0.00	9,591,053.05	0.00	0.00	0.00	9,146,567.65	9,146,567.65	0.00	0.00	0.00	9,146,567.65	9,146,567.65	0.00	444,485.40	0.00	0.00
I. Agency Specific Budget		444,307.80	9,146,745.25	9,591,053.05	9,591,053.05	0.00	0.00	0.00	9,591,053.05	0.00	0.00	0.00	9,146,567.65	9,146,567.65	0.00	0.00	0.00	9,146,567.65	9,146,567.65	0.00	444,485.40	0.00	0.00
General Administration and Support	1000000000000000	161,373.99	9,146,745.25	9,308,119.24	9,308,119.24	0.00	0.00	0.00	9,308,119.24	0.00	0.00	0.00	9,146,567.65	9,146,567.65	0.00	0.00	0.00	9,146,567.65	9,146,567.65	0.00	161,551.59	0.00	0.00
General Management and Supervision	100000100001000	161,373.99	9,146,745.25	9,308,119.24	9,308,119.24	0.00	0.00	0.00	9,308,119.24	0.00	0.00	0.00	9,146,567.65	9,146,567.65	0.00	0.00	0.00	9,146,567.65	9,146,567.65	0.00	161,551.59	0.00	0.00
PS		161,373.99	9,112,579.00	9,273,952.99	9,273,952.99	0.00	0.00	0.00	9,273,952.99	0.00	0.00	0.00	9,112,579.00	9,112,579.00	0.00	0.00	0.00	9,112,579.00	9,112,579.00	0.00	161,373.99	0.00	0.00
CO		0.00	34,166.25	34,166.25	34,166.25	0.00	0.00	0.00	34,166.25	0.00	0.00	0.00	33,988.65	33,988.65	0.00	0.00	0.00	33,988.65	33,988.65	0.00	177.60	0.00	0.00
Sub-Total, General Administration and Support		161,373.99	9,146,745.25	9,308,119.24	9,308,119.24	0.00	0.00	0.00	9,308,119.24	0.00	0.00	0.00	9,146,567.65	9,146,567.65	0.00	0.00	0.00	9,146,567.65	9,146,567.65	0.00	161,551.59	0.00	0.00
PS		161,373.99	9,112,579.00	9,273,952.99	9,273,952.99	0.00	0.00	0.00	9,273,952.99	0.00	0.00	0.00	9,112,579.00	9,112,579.00	0.00	0.00	0.00	9,112,579.00	9,112,579.00	0.00	161,373.99	0.00	0.00
MOOE		0.00	0.00	0.00	0.00	0.00	0.00	0.00	0.00	0.00	0.00	0.00	0.00	0.00	0.00	0.00	0.00	0.00	0.00	0.00	0.00	0.00	0.00
CO		0.00	34,166.25	34,166.25	34,166.25	0.00	0.00	0.00	34,166.25	0.00	0.00	0.00	33,988.65	33,988.65	0.00	0.00	0.00	33,988.65	33,988.65	0.00	177.60	0.00	0.00
Operations	3000000000000000	282,933.81	0.00	282,933.81	282,933.81	0.00	0.00	0.00	282,933.81	0.00	0.00	0.00	0.00	0.00	0.00	0.00	0.00	0.00	0.00	0.00	282,933.81	0.00	0.00
OO : Relevant and quality tertiary education ensured to achieve inclusive growth and access of deserving but poor students to quality tertiary education increased		282,933.81	0.00	282,933.81	282,933.81	0.00	0.00	0.00	282,933.81	0.00	0.00	0.00	0.00	0.00	0.00	0.00	0.00	0.00	0.00	0.00	282,933.81	0.00	0.00
HIGHER EDUCATION PROGRAM		282,933.81	0.00	282,933.81	282,933.81	0.00	0.00	0.00	282,933.81	0.00	0.00	0.00	0.00	0.00	0.00	0.00	0.00	0.00	0.00	0.00	282,933.81	0.00	0.00


STATEMENT OF APPROPRIATIONS, ALLOTMENTS, OBLIGATIONS, DISBURSEMENTS AND BALANCES
As at the Quarter Ending December 30, 2020


Department :State Universities and Colleges (SUCs)
 Agency :Kalinga State University
 Operating Unit :<not applicable>
 Organization Code :08 019 0000000
 Funding Cluster :01 - Regular Agency Fund


	Current Year Appropriations
	Supplemental Appropriations
X	Continuing Appropriations


(e.g. UACS Fund Cluster: 01-Regular Agency Fund, 02-Foreign Assisted Projects Fund, 03-Special Account-Locally Funded/Domestic Grants Fund, and 04-Special Account-Foreign Assisted/Foreign Grants Fund)

Particulars	UACS CODE	Appropriations			Allotments					Current Year Obligations					Current Year Disbursements					Balances			
		Authorized Appropriations	Adjustments (Transfer To/From, Modifications/Augmentations)	Adjusted Appropriations	Allotments Received	Adjustments (Reductions, Modifications/Augmentations)	Transfer To	Transfer From	Adjusted Total Allotments	1st Quarter Ending March 31	2nd Quarter Ending June 30	3rd Quarter Ending Sept. 30	4th Quarter Ending Dec. 31	Total	1st Quarter Ending March 31	2nd Quarter Ending June 30	3rd Quarter Ending Sept. 30	4th Quarter Ending Dec. 31	Total	Unreleased Appropriations	Unobligated Allotment	Unpaid Obligations (15-20) = (23+24)	
1	2	3	4	5=(3+4)	6	7	8	9	10=[(6+(-7))-8+9]	11	12	13	14	15=(11+12+13+14)	11	12	13	14	15=(11+12+13+14)	21=(5-10)	22=(10-15)	23	24
Provision of Higher Education Services	310100100002000	282,933.81	0.00	282,933.81	282,933.81	0.00	0.00	0.00	282,933.81	0.00	0.00	0.00	0.00	0.00	0.00	0.00	0.00	0.00	0.00	0.00	282,933.81	0.00	0.00
PS		282,933.81	0.00	282,933.81	282,933.81	0.00	0.00	0.00	282,933.81	0.00	0.00	0.00	0.00	0.00	0.00	0.00	0.00	0.00	0.00	0.00	282,933.81	0.00	0.00
Sub-Total, Operations		282,933.81	0.00	282,933.81	282,933.81	0.00	0.00	0.00	282,933.81	0.00	0.00	0.00	0.00	0.00	0.00	0.00	0.00	0.00	0.00	0.00	282,933.81	0.00	0.00
PS		282,933.81	0.00	282,933.81	282,933.81	0.00	0.00	0.00	282,933.81	0.00	0.00	0.00	0.00	0.00	0.00	0.00	0.00	0.00	0.00	0.00	282,933.81	0.00	0.00
MOOE		0.00	0.00	0.00	0.00	0.00	0.00	0.00	0.00	0.00	0.00	0.00	0.00	0.00	0.00	0.00	0.00	0.00	0.00	0.00	0.00	0.00	0.00
CO		0.00	0.00	0.00	0.00	0.00	0.00	0.00	0.00	0.00	0.00	0.00	0.00	0.00	0.00	0.00	0.00	0.00	0.00	0.00	0.00	0.00	0.00
GRAND TOTAL		444,307.80	9,146,745.25	9,591,053.05	9,591,053.05	0.00	0.00	0.00	9,591,053.05	0.00	0.00	0.00	9,146,567.65	9,146,567.65	0.00	0.00	0.00	9,146,567.65	9,146,567.65	0.00	444,485.40	0.00	0.00
PS		444,307.80	9,112,579.00	9,556,886.80	9,556,886.80	0.00	0.00	0.00	9,556,886.80	0.00	0.00	0.00	9,112,579.00	9,112,579.00	0.00	0.00	0.00	9,112,579.00	9,112,579.00	0.00	444,307.80	0.00	0.00
MOOE		0.00	0.00	0.00	0.00	0.00	0.00	0.00	0.00	0.00	0.00	0.00	0.00	0.00	0.00	0.00	0.00	0.00	0.00	0.00	0.00	0.00	0.00
CO		0.00	34,166.25	34,166.25	34,166.25	0.00	0.00	0.00	34,166.25	0.00	0.00	0.00	33,988.65	33,988.65	0.00	0.00	0.00	33,988.65	33,988.65	0.00	177.60	0.00	0.00

Certified Correct:

ELSIE P. ANDRES
 Budget Officer
 Date: 1/24/21 12:58 PM

Certified Correct:

ARNOLD A. TANDING, CPA, MBA
 Accountant III
 Date: 1/24/21 12:58 PM

Recommending Approval:

DANILO T. BUEN, MBA
 Director, FMS
 Date: 1/24/21 12:59 PM

Approved By:

EDUARDO T. BAGTANG, CPA, DBM
 SUC President/III
 Date: 1/24/21 13:01 PM

This report was generated using the Unified Reporting System on 24/01/2021 13:01 version.FAR1.1.1 ; Status : SUBMITTED

STATEMENT OF APPROPRIATIONS, ALLOTMENTS, OBLIGATIONS, DISBURSEMENTS AND BALANCES BY OBJECT OF EXPENDITURES
As at the Quarter Ending December 30, 2020

Department :State Universities and Colleges (SUCs)
Agency :Kalinga State University
Operating Unit :<not applicable>
Organization Code :08 019 0000000
Funding Cluster :01 - Regular Agency Fund

X	Current Year Appropriations
	Supplemental Appropriations
	Continuing Appropriations

(e.g. UACS Fund Cluster: 01-Regular Agency Fund, 02-Foreign Assisted Projects Fund, 03-Special Account-Locally Funded/Domestic Grants Fund, and 04-Special Account-Foreign Assisted/Foreign Grants Fund)

Particulars	UACS CODE	Appropriations			Allotments					Obligations					Disbursements					Balances			
		Authorized Appropriations	Adjustments (Transfer To/From, Modifications/Augmentations)	Adjusted Appropriations	Allotments Received	Adjustments (Reductions, Modifications/Augmentations)	Transfer To	Transfer From	Adjusted Total Allotments	1st Quarter Ending March 31	2nd Quarter Ending June 30	3rd Quarter Ending Sept. 30	4th Quarter Ending Dec. 31	Total	1st Quarter Ending March 31	2nd Quarter Ending June 30	3rd Quarter Ending Sept. 30	4th Quarter Ending Dec. 31	Total	Unreleased Appropriations	Unobligated Allotment	Unpaid Obligations (15-20) = (23+24)	
1	2	3	4	5=(3+4)	6	7	8	9	10={6+(-)7}-8+9	11	12	13	14	15=(11+12+13+14)	16	17	18	19	20=(16+17+18+19)	21=(5-10)	22=(10-15)	23	24
Maintenance and Other Operating Expenses		42,660,000.00	-11,956,000.00	30,704,000.00	30,704,000.00	-6,498,000.00	0.00	0.00	24,206,000.00	4,446,029.44	4,896,398.46	6,534,729.05	8,328,842.72	24,205,999.67	4,446,029.44	4,896,398.46	6,534,729.05	4,171,620.06	20,048,777.01	0.00	0.33	0.00	4,157,222.66
Traveling Expenses	5020100000	3,859,000.00	-3,156,300.00	702,700.00	702,700.00	-475,471.83	0.00	0.00	227,228.17	202,699.90	6,134.00	18,394.27	0.00	227,228.17	202,699.90	6,134.00	18,394.27	0.00	227,228.17	0.00	0.00	0.00	0.00
Expenses - Local	5020101000	3,859,000.00	-3,156,300.00	702,700.00	702,700.00	-475,471.83	0.00	0.00	227,228.17	202,699.90	6,134.00	18,394.27	0.00	227,228.17	202,699.90	6,134.00	18,394.27	0.00	227,228.17	0.00	0.00	0.00	0.00
Training and Scholarship Expenses	5020200000	8,643,000.00	-4,569,682.00	4,073,318.00	4,073,318.00	0.00	0.00	0.00	4,073,318.00	686,022.92	553,998.00	672,011.94	2,161,285.14	4,073,318.00	686,022.92	553,998.00	672,011.94	1,651,315.81	3,563,348.67	0.00	0.00	0.00	509,969.33
Training Expenses	5020201002	8,643,000.00	-4,569,682.00	4,073,318.00	4,073,318.00	0.00	0.00	0.00	4,073,318.00	686,022.92	553,998.00	672,011.94	2,161,285.14	4,073,318.00	686,022.92	553,998.00	672,011.94	1,651,315.81	3,563,348.67	0.00	0.00	0.00	509,969.33
Supplies and Materials Expenses	5020300000	8,071,000.00	-751,318.00	7,319,682.00	7,319,682.00	-2,855,548.76	0.00	0.00	4,464,133.24	530,712.63	959,681.01	759,971.59	2,213,767.68	4,464,132.91	530,712.63	959,681.01	759,971.59	67,373.28	2,317,738.51	0.00	0.33	0.00	2,146,394.40
Office Supplies Expenses	5020301002	3,700,000.00	0.00	3,700,000.00	3,700,000.00	-1,437,280.30	0.00	0.00	2,262,719.70	230,844.15	447,500.87	120,439.07	1,463,935.61	2,262,719.70	230,844.15	447,500.87	120,439.07	0.00	798,784.09	0.00	0.00	0.00	1,463,935.61
Fuel, Oil and Lubricants Expenses	5020309000	1,171,000.00	0.00	1,171,000.00	1,171,000.00	-707,165.49	0.00	0.00	463,834.51	119,064.88	100,279.30	195,334.28	49,156.05	463,834.51	119,064.88	100,279.30	195,334.28	49,156.05	463,834.51	0.00	0.00	0.00	0.00
Other Supplies and Materials Expenses	5020399000	3,200,000.00	-751,318.00	2,448,682.00	2,448,682.00	-711,102.97	0.00	0.00	1,737,579.03	180,803.60	411,900.84	444,198.24	700,676.02	1,737,578.70	180,803.60	411,900.84	444,198.24	18,217.23	1,055,119.91	0.00	0.33	0.00	682,458.79
Utility Expenses	5020400000	3,985,000.00	-379,775.00	3,605,225.00	3,605,225.00	-1,841,940.54	0.00	0.00	1,763,284.46	187,242.56	709,203.86	441,818.08	425,019.96	1,763,284.46	187,242.56	709,203.86	441,818.08	425,019.96	1,763,284.46	0.00	0.00	0.00	0.00
Electricity Expenses	5020402000	3,985,000.00	-379,775.00	3,605,225.00	3,605,225.00	-1,841,940.54	0.00	0.00	1,763,284.46	187,242.56	709,203.86	441,818.08	425,019.96	1,763,284.46	187,242.56	709,203.86	441,818.08	425,019.96	1,763,284.46	0.00	0.00	0.00	0.00
Communication Expenses	5020500000	2,455,000.00	0.00	2,455,000.00	2,455,000.00	-703,832.46	0.00	0.00	1,751,167.54	184,458.32	450,783.16	653,880.53	462,045.53	1,751,167.54	184,458.32	450,783.16	653,880.53	462,045.53	1,751,167.54	0.00	0.00	0.00	0.00
Mobile	5020502001	50,000.00	0.00	50,000.00	50,000.00	0.00	0.00	0.00	50,000.00	17,802.89	32,197.11	0.00	0.00	50,000.00	17,802.89	32,197.11	0.00	0.00	50,000.00	0.00	0.00	0.00	0.00
Internet Subscription Expenses	5020503000	2,405,000.00	0.00	2,405,000.00	2,405,000.00	-703,832.46	0.00	0.00	1,701,167.54	166,655.43	418,586.05	653,880.53	462,045.53	1,701,167.54	166,655.43	418,586.05	653,880.53	462,045.53	1,701,167.54	0.00	0.00	0.00	0.00
Awards/Rewards and Prizes	5020600000	1,000,000.00	-1,000,000.00	0.00	0.00	0.00	0.00	0.00	0.00	0.00	0.00	0.00	0.00	0.00	0.00	0.00	0.00	0.00	0.00	0.00	0.00	0.00	0.00
Rewards and Incentives	5020601002	1,000,000.00	-1,000,000.00	0.00	0.00	0.00	0.00	0.00	0.00	0.00	0.00	0.00	0.00	0.00	0.00	0.00	0.00	0.00	0.00	0.00	0.00	0.00	0.00
Confidential, Intelligence and Extraordinary Expenses	5021000000	264,000.00	-17,600.00	246,400.00	246,400.00	0.00	0.00	0.00	246,400.00	66,000.00	66,000.00	66,000.00	48,400.00	246,400.00	66,000.00	66,000.00	66,000.00	48,400.00	246,400.00	0.00	0.00	0.00	0.00
and Miscellaneous Expenses	5021003000	264,000.00	-17,600.00	246,400.00	246,400.00	0.00	0.00	0.00	246,400.00	66,000.00	66,000.00	66,000.00	48,400.00	246,400.00	66,000.00	66,000.00	66,000.00	48,400.00	246,400.00	0.00	0.00	0.00	0.00
Professional Services	5021100000	6,133,000.00	-1,094,717.00	5,038,283.00	5,038,283.00	0.00	0.00	0.00	5,038,283.00	1,645,790.01	1,545,068.82	1,554,243.00	293,181.17	5,038,283.00	1,645,790.01	1,545,068.82	1,554,243.00	201,752.60	4,946,854.43	0.00	0.00	0.00	91,428.57


STATEMENT OF APPROPRIATIONS, ALLOTMENTS, OBLIGATIONS, DISBURSEMENTS AND BALANCES BY OBJECT OF EXPENDITURES
As at the Quarter Ending December 30, 2020

Department :State Universities and Colleges (SUCs)
Agency :Kalinga State University
Operating Unit :<not applicable>
Organization Code :08 019 0000000
Funding Cluster :01 - Regular Agency Fund

X	Current Year Appropriations
	Supplemental Appropriations
	Continuing Appropriations

(e.g. UACS Fund Cluster: 01-Regular Agency Fund, 02-Foreign Assisted Projects Fund, 03-Special Account-Locally Funded/Domestic Grants Fund, and 04-Special Account-Foreign Assisted/Foreign Grants Fund)

Particulars	UACS CODE	Appropriations			Allotments					Obligations					Disbursements					Balances			
		Authorized Appropriations	Adjustments (Transfer To/From, Modifications/ Augmentations)	Adjusted Appropriations	Allotments Received	Adjustments (Reductions, Modifications/ Augmentations)	Transfer To	Transfer From	Adjusted Total Allotments	1st Quarter Ending March 31	2nd Quarter Ending June 30	3rd Quarter Ending Sept. 30	4th Quarter Ending Dec. 31	Total	1st Quarter Ending March 31	2nd Quarter Ending June 30	3rd Quarter Ending Sept. 30	4th Quarter Ending Dec. 31	Total	Unreleased Appropriations	Unobligated Allotment	Unpaid Obligations (15-20) = (23+24)	
1	2	3	4	5=(3+4)	6	7	8	9	10={6+(-)7}-8+9]	11	12	13	14	15=(11+12+13+14)	16	17	18	19	20=(16+17+18+19)	21=(5-10)	22=(10-15)	23	24
Other Structures	5060404099	15,000,000.00	0.00	15,000,000.00	15,000,000.00	0.00	0.00	0.00	15,000,000.00	0.00	0.00	14,553,108.00	446,892.00	15,000,000.00	0.00	0.00	2,182,966.20	4,191,184.50	6,374,150.70	0.00	0.00	0.00	8,625,849.30
Other Machinery and Equipment	5060405099	10,000,000.00	0.00	10,000,000.00	10,000,000.00	0.00	0.00	0.00	10,000,000.00	1,499,550.00	1,206,840.00	108,425.10	7,185,184.84	9,999,999.94	0.00	0.00	2,787,751.20	1,932,619.74	4,720,370.94	0.00	0.06	0.00	5,279,629.00
Furniture and Fixtures	5060407001	15,000,000.00	0.00	15,000,000.00	15,000,000.00	0.00	0.00	0.00	15,000,000.00	0.00	0.00	0.00	15,000,000.00	15,000,000.00	0.00	0.00	0.00	9,808,141.09	9,808,141.09	0.00	0.00	0.00	5,191,858.91
B. Automatic Appropriations		14,710,000.00	-8,669,166.00	6,040,834.00	6,040,834.00	0.00	0.00	0.00	6,040,834.00	3,883,642.20	1,490,478.08	0.00	659,013.53	6,033,133.81	3,883,642.20	1,490,478.08	0.00	659,013.53	6,033,133.81	0.00	7,700.19	0.00	0.00
Retirement and Life Insurance Premiums	5010301000	14,710,000.00	-8,669,166.00	6,040,834.00	6,040,834.00	0.00	0.00	0.00	6,040,834.00	3,883,642.20	1,490,478.08	0.00	659,013.53	6,033,133.81	3,883,642.20	1,490,478.08	0.00	659,013.53	6,033,133.81	0.00	7,700.19	0.00	0.00
C. Special Purpose Fund		0.00	7,230,000.00	7,230,000.00	7,230,000.00	0.00	0.00	0.00	7,230,000.00	1,884,242.00	897,820.00	27,054.03	4,420,883.97	7,230,000.00	1,884,242.00	897,820.00	27,054.03	4,420,883.97	7,230,000.00	0.00	0.00	0.00	0.00
Miscellaneous Personnel Benefits Fund		0.00	7,230,000.00	7,230,000.00	7,230,000.00	0.00	0.00	0.00	7,230,000.00	1,884,242.00	897,820.00	27,054.03	4,420,883.97	7,230,000.00	1,884,242.00	897,820.00	27,054.03	4,420,883.97	7,230,000.00	0.00	0.00	0.00	0.00
Other Personnel Benefits		0.00	7,230,000.00	7,230,000.00	7,230,000.00	0.00	0.00	0.00	7,230,000.00	1,884,242.00	897,820.00	27,054.03	4,420,883.97	7,230,000.00	1,884,242.00	897,820.00	27,054.03	4,420,883.97	7,230,000.00	0.00	0.00	0.00	0.00
Lump-sum for Compensation Adjustment	5010499006	0.00	7,230,000.00	7,230,000.00	7,230,000.00	0.00	0.00	0.00	7,230,000.00	1,884,242.00	897,820.00	27,054.03	4,420,883.97	7,230,000.00	1,884,242.00	897,820.00	27,054.03	4,420,883.97	7,230,000.00	0.00	0.00	0.00	0.00
GRAND TOTAL		299,481,000.00	-13,395,166.00	286,085,834.00	282,009,494.00	0.00	0.00	0.00	282,009,494.00	69,506,906.18	64,914,139.85	57,560,327.81	90,020,419.58	282,001,793.42	49,631,988.93	66,250,326.98	47,869,689.71	84,136,226.36	247,888,231.98	4,076,340.00	7,700.58	15,932.27	34,097,629.17

Certified Correct:  ELSIE P. ANDRES Budget Officer Date: 1/24/21 13:21 PM	Certified Correct:  ARNOLD A. TANDING, CPA, MBA Accountant III Date: 1/24/21 13:21 PM	Recommending Approval:  DANILO T. BUEN, MBA Director, FMS Date: 1/24/21 13:21 PM	Approved By:  EDUARDO T. BAGTANG, CPA, DBM SUC President III Date: 1/24/21 13:23 PM
--	---	--	---

This report was generated using the Unified Reporting System on 24/01/2021 13:23 version.FAR1A.1.3 ; Status : SUBMITTED

STATEMENT OF APPROPRIATIONS, ALLOTMENTS, OBLIGATIONS, DISBURSEMENTS AND BALANCES BY OBJECT OF EXPENDITURES AND BY PAP
As at the Quarter Ending December 30, 2020

Department : **State Universities and Colleges (SUCs)**
 Agency : **Kalinga State University**
 Operating Unit : **<not applicable>**
 Organization Code: **08 019 0000000**
 Funding Cluster: **01 - Regular Agency Fund**

	Current Year Appropriations
	Supplemental Appropriations
X	Continuing Appropriations

(e.g. UACS Fund Cluster: 01-Regular Agency Fund, 02-Foreign Assisted Projects Fund, 03-Special Account-Locally Funded/Domestic Grants Fund, and 04-Special Account-Foreign Assisted/Foreign Grants Fund)

Particulars	UACS CODE	Appropriations			Allotments					Current Year Obligations					Current Year Disbursements					Balances			
		Authorized Appropriations	Adjustments (Transfer To/From, Modifications/Augmentations)	Adjusted Appropriations	Allotments Received	Adjustments (Withdrawal/Realignment)	Transfer To	Transfer From	Adjusted Total Allotments	1st Quarter Ending March 31	2nd Quarter Ending June 30	3rd Quarter Ending Sept. 30	4th Quarter Ending Dec. 31	Total	1st Quarter Ending March 31	2nd Quarter Ending June 30	3rd Quarter Ending Sept. 30	4th Quarter Ending Dec. 31	Total	Unreleased Appropriations	Unobligated Allotment	Unpaid Obligations (15-20) = (23+24)	
																						Due and Demandable	Not Yet Due and Demandable
1	2	3	4	5=(3+4)	6	7	8	9	10=[(6+(-7))-8+]	11	12	13	14	=(11+12+13+)	16	17	18	19	=(16+17+18+)	21=(5-10)	22=(10-15)	23	24
I. Continuing Appropriations		478,474.05	9,112,579.00	9,591,053.05	9,591,053.05	0.00	0.00	0.00	9,591,053.05	0.00	0.00	0.00	9,146,567.65	9,146,567.65	0.00	0.00	0.00	9,146,567.65	9,146,567.65	0.00	444,485.40	0.00	0.00
I. Agency Specific Budget		478,474.05	9,112,579.00	9,591,053.05	9,591,053.05	0.00	0.00	0.00	9,591,053.05	0.00	0.00	0.00	9,146,567.65	9,146,567.65	0.00	0.00	0.00	9,146,567.65	9,146,567.65	0.00	444,485.40	0.00	0.00
General Administration and Support		195,540.24	9,112,579.00	9,308,119.24	9,308,119.24	0.00	0.00	0.00	9,308,119.24	0.00	0.00	0.00	9,146,567.65	9,146,567.65	0.00	0.00	0.00	9,146,567.65	9,146,567.65	0.00	161,551.59	0.00	0.00
General Management and Supervision		161,373.99	9,112,579.00	9,273,952.99	9,273,952.99	0.00	0.00	0.00	9,273,952.99	0.00	0.00	0.00	9,112,579.00	9,112,579.00	0.00	0.00	0.00	9,112,579.00	9,112,579.00	0.00	161,373.99	0.00	0.00
Personnel Services		161,373.99	9,112,579.00	9,273,952.99	9,273,952.99	0.00	0.00	0.00	9,273,952.99	0.00	0.00	0.00	9,112,579.00	9,112,579.00	0.00	0.00	0.00	9,112,579.00	9,112,579.00	0.00	161,373.99	0.00	0.00
Personnel Benefit Contributions	5010300000	161,373.99	0.00	161,373.99	161,373.99	0.00	0.00	0.00	161,373.99	0.00	0.00	0.00	0.00	0.00	0.00	0.00	0.00	0.00	0.00	0.00	161,373.99	0.00	0.00
Retirement and Life Insurance Premiums	5010301000	161,373.99	0.00	161,373.99	161,373.99	0.00	0.00	0.00	161,373.99	0.00	0.00	0.00	0.00	0.00	0.00	0.00	0.00	0.00	0.00	0.00	161,373.99	0.00	0.00
Other Personnel Benefits	5010400000	0.00	9,112,579.00	9,112,579.00	9,112,579.00	0.00	0.00	0.00	9,112,579.00	0.00	0.00	0.00	9,112,579.00	9,112,579.00	0.00	0.00	0.00	9,112,579.00	9,112,579.00	0.00	0.00	0.00	0.00
Lump-sum for Filling of Positions - Civilian	5010499007	0.00	9,112,579.00	9,112,579.00	9,112,579.00	0.00	0.00	0.00	9,112,579.00	0.00	0.00	0.00	9,112,579.00	9,112,579.00	0.00	0.00	0.00	9,112,579.00	9,112,579.00	0.00	0.00	0.00	0.00
Capital Outlays		34,166.25	0.00	34,166.25	34,166.25	0.00	0.00	0.00	34,166.25	0.00	0.00	0.00	33,988.65	33,988.65	0.00	0.00	0.00	33,988.65	33,988.65	0.00	177.60	0.00	0.00
Property, Plant and Equipment Outlay	5060400000	34,166.25	0.00	34,166.25	34,166.25	0.00	0.00	0.00	34,166.25	0.00	0.00	0.00	33,988.65	33,988.65	0.00	0.00	0.00	33,988.65	33,988.65	0.00	177.60	0.00	0.00
Other Structures	5060404000	33,988.65	0.00	33,988.65	33,988.65	0.00	0.00	0.00	33,988.65	0.00	0.00	0.00	33,988.65	33,988.65	0.00	0.00	0.00	33,988.65	33,988.65	0.00	0.00	0.00	0.00
School Buildings	5060404002	33,988.65	0.00	33,988.65	33,988.65	0.00	0.00	0.00	33,988.65	0.00	0.00	0.00	33,988.65	33,988.65	0.00	0.00	0.00	33,988.65	33,988.65	0.00	0.00	0.00	0.00
Machinery and Equipment Outlay	5060405000	177.60	0.00	177.60	177.60	0.00	0.00	0.00	177.60	0.00	0.00	0.00	0.00	0.00	0.00	0.00	0.00	0.00	0.00	0.00	177.60	0.00	0.00
Information and Communication Technology	5060405003	177.60	0.00	177.60	177.60	0.00	0.00	0.00	177.60	0.00	0.00	0.00	0.00	0.00	0.00	0.00	0.00	0.00	0.00	0.00	177.60	0.00	0.00


STATEMENT OF APPROPRIATIONS, ALLOTMENTS, OBLIGATIONS, DISBURSEMENTS AND BALANCES BY OBJECT OF EXPENDITURES AND BY PAP
As at the Quarter Ending December 30, 2020


Department : State Universities and Colleges (SUCs)
Agency : Kalinga State University
Operating Unit : <not applicable>
Organization Code: 08 019 0000000
Funding Cluster: 01 - Regular Agency Fund


	Current Year Appropriations
	Supplemental Appropriations
X	Continuing Appropriations


(e.g. UACS Fund Cluster: 01-Regular Agency Fund, 02-Foreign Assisted Projects Fund, 03-Special Account-Locally Funded/Domestic Grants Fund, and 04-Special Account-Foreign Assisted/Foreign Grants Fund)

Particulars	UACS CODE	Appropriations			Allotments			Current Year Obligations					Current Year Disbursements					Balances					
		Authorized Appropriations	Adjustments (Transfer To/From, Modifications/ Augmentations)	Adjusted Appropriations	Allotments Received	Adjustments (Withdrawal/ Realignment)	Transfer To	Transfer From	Adjusted Total Allotments	1st Quarter Ending March 31	2nd Quarter Ending June 30	3rd Quarter Ending Sept. 30	4th Quarter Ending Dec. 31	Total	1st Quarter Ending March 31	2nd Quarter Ending June 30	3rd Quarter Ending Sept. 30	4th Quarter Ending Dec. 31	Total	Unreleased Appropriations	Unobligated Allotment	Unpaid Obligations (15-20) = (23+24)	
		3	4	5=(3+4)	6	7	8	9	10=[(6+(-)7)-8+]	11	12	13	14	=(11+12+13+)	16	17	18	19	=(16+17+18+)	21=(5-10)	22=(10-15)	23	24
Operations	00000000000	282,933.81	0.00	282,933.81	282,933.81	0.00	0.00	0.00	282,933.81	0.00	0.00	0.00	0.00	0.00	0.00	0.00	0.00	0.00	0.00	0.00	282,933.81	0.00	0.00
OO : Relevant and quality tertiary education ensured to achieve inclusive growth and access of deserving but poor students to quality tertiary education increased		282,933.81	0.00	282,933.81	282,933.81	0.00	0.00	0.00	282,933.81	0.00	0.00	0.00	0.00	0.00	0.00	0.00	0.00	0.00	0.00	0.00	282,933.81	0.00	0.00
HIGHER EDUCATION PROGRAM		282,933.81	0.00	282,933.81	282,933.81	0.00	0.00	0.00	282,933.81	0.00	0.00	0.00	0.00	0.00	0.00	0.00	0.00	0.00	0.00	0.00	282,933.81	0.00	0.00
Provision of Higher Education Services	01001000020	282,933.81	0.00	282,933.81	282,933.81	0.00	0.00	0.00	282,933.81	0.00	0.00	0.00	0.00	0.00	0.00	0.00	0.00	0.00	0.00	0.00	282,933.81	0.00	0.00
Personnel Services		282,933.81	0.00	282,933.81	282,933.81	0.00	0.00	0.00	282,933.81	0.00	0.00	0.00	0.00	0.00	0.00	0.00	0.00	0.00	0.00	0.00	282,933.81	0.00	0.00
Personnel Benefit Contributions	5010300000	282,933.81	0.00	282,933.81	282,933.81	0.00	0.00	0.00	282,933.81	0.00	0.00	0.00	0.00	0.00	0.00	0.00	0.00	0.00	0.00	0.00	282,933.81	0.00	0.00
Retirement and Life Insurance Premiums	5010301000	282,933.81	0.00	282,933.81	282,933.81	0.00	0.00	0.00	282,933.81	0.00	0.00	0.00	0.00	0.00	0.00	0.00	0.00	0.00	0.00	0.00	282,933.81	0.00	0.00
GRAND TOTAL		478,474.05	9,112,579.00	9,591,053.05	9,591,053.05	0.00	0.00	0.00	9,591,053.05	0.00	0.00	0.00	9,146,567.65	9,146,567.65	0.00	0.00	0.00	9,146,567.65	9,146,567.65	0.00	444,485.40	0.00	0.00
PS		444,307.80	9,112,579.00	9,556,886.80	9,556,886.80	0.00	0.00	0.00	9,556,886.80	0.00	0.00	0.00	9,112,579.00	9,112,579.00	0.00	0.00	0.00	9,112,579.00	9,112,579.00	0.00	444,307.80	0.00	0.00
MOOE		0.00	0.00	0.00	0.00	0.00	0.00	0.00	0.00	0.00	0.00	0.00	0.00	0.00	0.00	0.00	0.00	0.00	0.00	0.00	0.00	0.00	0.00
CO		34,166.25	0.00	34,166.25	34,166.25	0.00	0.00	0.00	34,166.25	0.00	0.00	0.00	33,988.65	33,988.65	0.00	0.00	0.00	33,988.65	33,988.65	0.00	177.60	0.00	0.00

Certified Correct:

ELSIE P. ANDRES
Budget Officer
Date: 1/24/21

Certified Correct:

ARNOLD A. TANDING, CPA, MBA
Accountant III
Date: 1/24/21

Recommended By:

DANILO T. BUEN, MBA
Director, FMS
Date: 1/24/21

Approved By:

EDUARDO T. BAGTANG, CPA, DBM
Head of Agency or Authorized Representative
Date: 1/24/21

LIST OF ALLOTMENTS AND SUB-ALLOTMENTS
As at the Quarter Ending December 31, 2020

Department :State Universities and Colleges (SUCs)
 Agency :Kalinga State University
 Operating Unit :<not applicable>
 Organization Code :08 019 000000
 Funding Cluster :01 - Regular Agency Fund
 (e.g. UACS Fund Cluster: 01-Regular Agency Fund, 02-Foreign Assisted Projects Fund, 03-Special Account-Locally Funded/Domestic Grants Fund, and 04-Special Account-Foreign Assisted/Foreign Grants Fund)

X	Current Year Appropriations
	Supplemental Appropriations
	Continuing Appropriations


Allotments /Sub-Allotments Reference			Funding Source	Allotments/Sub-Allotments received from CO/ROs/Ous						Sub-Allotments to ROs/Ous					Total Allotments/Net of Sub-allotments				
No.	Number	Date	Description	UACS Code	PS	MODE	FinEx	CO	Total	PS	MODE	FinEx	CO	Total	PS	MODE	FinEx	CO	Total
1	2	3	4	5	6	7	8	9	10=(6+7+8+9)	11	12	13	14	15=(11+12+13+14)	16=(6+11)	17=(7+12)	18=(8+13)	19=(9+14)	20=(16+17+18+19)
A. Allotments received from DBM																			
1	COMPREHENSIVE RELEASE PER ANNEX A AND A-1 OF NBC NO. 578	2020-01-13	Specific Budgets of National Government Agencies	101101	170,150,000.00	41,160,000.00	0.00	63,400,000.00	274,710,000.00	0.00	0.00	0.00	0.00	0.00	170,150,000.00	41,160,000.00	0.00	63,400,000.00	274,710,000.00
2	COMPREHENSIVE RELEASE THROUGH GARO/SARO	2020-01-13	Retirement and Life Insurance Premiums	104102	14,710,000.00	0.00	0.00	0.00	14,710,000.00	0.00	0.00	0.00	0.00	0.00	14,710,000.00	0.00	0.00	0.00	14,710,000.00
3	NEGATIVE GARO	2020-04-02	Retirement and Life Insurance Premiums	104102	(11,032,000.00)	0.00	0.00	0.00	(11,032,000.00)	0.00	0.00	0.00	0.00	0.00	(11,032,000.00)	0.00	0.00	0.00	(11,032,000.00)
4	SARO-CAR-20-0001898	2020-03-10	Miscellaneous Personnel Benefits Fund	101406	7,230,000.00	0.00	0.00	0.00	7,230,000.00	0.00	0.00	0.00	0.00	0.00	7,230,000.00	0.00	0.00	0.00	7,230,000.00
5	SARO-CAR-20-0001899	2020-03-10	Retirement and Life Insurance Premiums	104102	736,000.00	0.00	0.00	0.00	736,000.00	0.00	0.00	0.00	0.00	0.00	736,000.00	0.00	0.00	0.00	736,000.00
6	SARO-CAR-20-0008332	2020-04-30	Retirement and Life Insurance Premiums	104102	(552,000.00)	0.00	0.00	0.00	(552,000.00)	0.00	0.00	0.00	0.00	0.00	(552,000.00)	0.00	0.00	0.00	(552,000.00)
7	SARO-CAR-20-0011833	2020-06-19	Specific Budgets of National Government Agencies	101101	0.00	(10,456,000.00)	0.00	0.00	(10,456,000.00)	0.00	0.00	0.00	0.00	0.00	0.00	(10,456,000.00)	0.00	0.00	(10,456,000.00)
8	SARO-CAR-20-0016898	2020-10-15	Specific Budgets of National Government Agencies	101101	2,472,915.00	0.00	0.00	0.00	2,472,915.00	0.00	0.00	0.00	0.00	0.00	2,472,915.00	0.00	0.00	0.00	2,472,915.00
9	SARO-CAR-20-0018816	2020-11-09	Specific Budgets of National Government Agencies	101101	2,011,745.00	0.00	0.00	0.00	2,011,745.00	0.00	0.00	0.00	0.00	0.00	2,011,745.00	0.00	0.00	0.00	2,011,745.00
10	SARO-CAR-20-0018817	2020-11-09	Retirement and Life Insurance Premiums	104102	845,294.00	0.00	0.00	0.00	845,294.00	0.00	0.00	0.00	0.00	0.00	845,294.00	0.00	0.00	0.00	845,294.00
11	SARO-CAR-20-0022765	2021-01-11	Retirement and Life Insurance Premiums	104102	1,333,540.00	0.00	0.00	0.00	1,333,540.00	0.00	0.00	0.00	0.00	0.00	1,333,540.00	0.00	0.00	0.00	1,333,540.00
Sub-total					187,905,494.00	30,704,000.00	0.00	63,400,000.00	282,009,494.00	0.00	0.00	0.00	0.00	0.00	187,905,494.00	30,704,000.00	0.00	63,400,000.00	282,009,494.00
Total Allotments					187,905,494.00	30,704,000.00	0.00	63,400,000.00	282,009,494.00	0.00	0.00	0.00	0.00	0.00	187,905,494.00	30,704,000.00	0.00	63,400,000.00	282,009,494.00


Certified Correct:


Certified Correct:


Recommending Approval:

Approved By:


ELSIE P. ANDRES
 Budget Officer
 Date: 1/24/21 12:58 PM


ARNOLD A. TANDING, CPA, MBA
 Accountant III
 Date: 1/24/21 12:58 PM


DANILO T. BUEN, MBA
 Director, FMS
 Date: 1/24/21 12:59 PM


EDUARDO T. BAGTANG, CPA, DBM
 SUC President III
 Date: 1/24/21 13:01 PM

This report was generated using the Unified Reporting System on 18/01/2021 13:44 version.FAR1b.1.3 ; Status : SUBMITTED


LIST OF ALLOTMENTS AND SUB-ALLOTMENTS
As at the Quarter Ending December 31, 2020

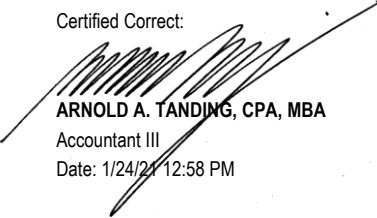
Department :State Universities and Colleges (SUCs)
 Agency :Kalinga State University
 Operating Unit :<not applicable>
 Organization Code :08 019 0000000
 Funding Cluster :01 - Regular Agency Fund


	Current Year Appropriations
	Supplemental Appropriations
X	Continuing Appropriations

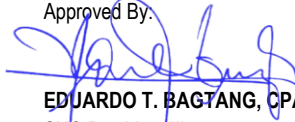
(e.g. UACS Fund Cluster: 01-Regular Agency Fund, 02-Foreign Assisted Projects Fund, 03-Special Account-Locally Funded/Domestic Grants Fund, and 04-Special Account-Foreign Assisted/Foreign Grants Fund)

Allotments /Sub-Allotments Reference			Funding Source		Allotments/Sub-Allotments received from CO/ROs/Ous					Sub-Allotments to ROs/Ous					Total Allotments/Net of Sub-allotments					
No.	Number	Date	Description	UACS Code	PS	MOOE	FinEx	CO	Total	PS	MOOE	FinEx	CO	Total	PS	MOOE	FinEx	CO	Total	
1	2	3	4	5	6	7	8	9	10=(6+7+8+9)	11	12	13	14	15=(11+12+13+14)	16=(6+11)	17=(7+12)	18=(8+13)	19=(9+14)	20=(16+17+18+19)	
A. Allotments received from DBM																				
1	1 SARO-CAR-20-0018815	2020-11-09	Specific Budgets of National Government Agencies	102101	9,112,579.00	0.00	0.00	0.00	9,112,579.00	0.00	0.00	0.00	0.00	0.00	9,112,579.00	0.00	0.00	0.00	0.00	9,112,579.00
	Sub-total				9,112,579.00	0.00	0.00	0.00	9,112,579.00	0.00	0.00	0.00	0.00	0.00	9,112,579.00	0.00	0.00	0.00	0.00	9,112,579.00
Total Allotments					9,112,579.00	0.00	0.00	0.00	9,112,579.00	0.00	0.00	0.00	0.00	0.00	9,112,579.00	0.00	0.00	0.00	0.00	9,112,579.00

Certified Correct:

ELSIE P. ANDRES
 Budget Officer
 Date: 1/24/21 12:58 PM

Certified Correct:

ARNOLD A. TANDING, CPA, MBA
 Accountant III
 Date: 1/24/21 12:58 PM

Recommending Approval:

DANILO T. BUEN, MBA
 Director, FMS
 Date: 1/24/21 12:59 PM

Approved By:

EDUARDO T. BAGTANG, CPA, DBM
 SUC President III
 Date: 1/24/21 13:01 PM


This report was generated using the Unified Reporting System on 18/01/2021 13:01 version.FAR1b.1.2 ; Status : SUBMITTED

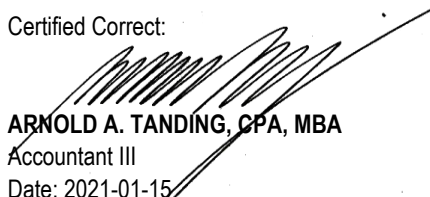
STATEMENT OF OBLIGATIONS, DISBURSEMENTS, LIQUIDATIONS AND BALANCES for INTER-AGENCY FUND TRANSFERS
 (for Source Agency use only)
 As at the Quarter Ending December 31, 2020


Department : **State Universities and Colleges (SUCs)**
 Agency : **Kalinga State University**
 Operating Unit : **<not applicable>**
 Organization Code: **08 019 0000000**
 Funding Cluster: **01 - Regular Agency Fund**


(e.g. UACS Fund Cluster: 01-Regular Agency Fund, 02-Foreign Assisted Projects Fund, 03-Special Account-Locally Funded/Domestic Grants Fund, and 04-Special Account-Foreign Assisted/Foreign Grants Fund)

Particulars	Obligations						Disbursements (Funds Transferred To)					Liquidations					Unpaid Obligations	Unliquidated Fund Transfers		
	Obligation Request and Status		1st Quarter Ending March 31	2nd Quarter Ending June 30	3rd Quarter Ending Sept. 30	4th Quarter Ending Dec. 31	Total	1st Quarter Ending March 31	2nd Quarter Ending June 30	3rd Quarter Ending Sept. 30	4th Quarter Ending Dec. 31	Total	1st Quarter Ending March 31	2nd Quarter Ending June 30	3rd Quarter Ending Sept. 30	4th Quarter Ending Dec. 31			Total	
	Number	Date																		
1	2	3	4	5	6	7	8=(4+5+6+7)	9	10	11	12	13=(9+10+11+12)	14	15	16	17	18=(14+15+16+17)	19=(8-13)	20=(13-18)	
None			0.00	0.00	0.00	0.00	0.00	0.00	0.00	0.00	0.00	0.00	0.00	0.00	0.00	0.00	0.00	0.00	0.00	0.00
GRAND TOTAL			0.00	0.00	0.00	0.00	0.00	0.00	0.00	0.00	0.00	0.00	0.00	0.00	0.00	0.00	0.00	0.00	0.00	0.00

Certified Correct:

ELSIE P. ANDRES
 Budget Officer
 Date: 2021-01-15

Certified Correct:

ARNOLD A. TANDING, CPA, MBA
 Accountant III
 Date: 2021-01-15

Recommending Approval:

DANILO T. BUEN, MBA
 Director, FMS
 Date: 2021-01-15


Approved By:

EDUARDO T. BAGTANG, CPA, DBM
 SUC President III
 Date: 2021-01-15

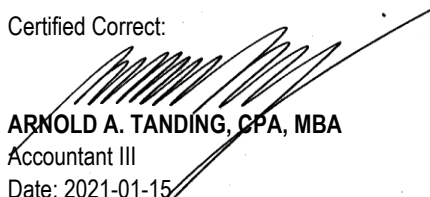
STATEMENT OF OBLIGATIONS, DISBURSEMENTS, LIQUIDATIONS AND BALANCES for INTER-AGENCY FUND TRANSFERS
 (for Source Agency use only)
 As at the Quarter Ending December 31, 2020


Department : **State Universities and Colleges (SUCs)**
 Agency : **Kalinga State University**
 Operating Unit : **<not applicable>**
 Organization Code: **08 019 0000000**
 Funding Cluster: **01 - Regular Agency Fund**


(e.g. UACS Fund Cluster: 01-Regular Agency Fund, 02-Foreign Assisted Projects Fund, 03-Special Account-Locally Funded/Domestic Grants Fund, and 04-Special Account-Foreign Assisted/Foreign Grants Fund)

Particulars	Obligations						Disbursements (Funds Transferred To)					Liquidations					Unpaid Obligations	Unliquidated Fund Transfers		
	Obligation Request and Status		1st Quarter Ending March 31	2nd Quarter Ending June 30	3rd Quarter Ending Sept. 30	4th Quarter Ending Dec. 31	Total	1st Quarter Ending March 31	2nd Quarter Ending June 30	3rd Quarter Ending Sept. 30	4th Quarter Ending Dec. 31	Total	1st Quarter Ending March 31	2nd Quarter Ending June 30	3rd Quarter Ending Sept. 30	4th Quarter Ending Dec. 31			Total	
	Number	Date																		
1	2	3	4	5	6	7	8=(4+5+6+7)	9	10	11	12	13=(9+10+11+12)	14	15	16	17	18=(14+15+16+17)	19=(8-13)	20=(13-18)	
None			0.00	0.00	0.00	0.00	0.00	0.00	0.00	0.00	0.00	0.00	0.00	0.00	0.00	0.00	0.00	0.00	0.00	0.00
GRAND TOTAL			0.00	0.00	0.00	0.00	0.00	0.00	0.00	0.00	0.00	0.00	0.00	0.00	0.00	0.00	0.00	0.00	0.00	0.00

Certified Correct:

ELSIE P. ANDRES
 Budget Officer
 Date: 2021-01-15

Certified Correct:

ARNOLD A. TANDING, CPA, MBA
 Accountant III
 Date: 2021-01-15

Recommending Approval:

DANILO T. BUEN, MBA
 Director, FMS
 Date: 2021-01-15

Approved By:

EDUARDO T. BAGTANG, CPA, DBM
 SUC President III
 Date: 2021-01-15

STATEMENT OF APPROVED BUDGET, UTILIZATIONS, DISBURSEMENTS AND BALANCES
(For Off-Budgetary Funds)
As at the Quarter Ending December 31, 2020

Department :State Universities and Colleges (SUCs)
 Agency :Kalinga State University
 Operating Unit :<not applicable>
 Organization Code :08 019 0000000
 Funding Cluster :05 Internally Generated Funds
 (e.g. UACS Fund Cluster: 05-Internally Generated Funds and 06-Business Related Funds)

Particulars	UACS CODE	Approved Budget			Utilizations					Disbursements					Balances		
		Approved Budgeted Revenue	Adjustments (Reductions, Modifications/Augmentations)	Adjusted Budgeted Revenue	1st Quarter Ending March 31	2nd Quarter Ending June 30	3rd Quarter Ending Sept. 30	4th Quarter Ending Dec. 31	Total	1st Quarter Ending March 31	2nd Quarter Ending June 30	3rd Quarter Ending Sept. 30	4th Quarter Ending Dec. 31	Total	Unutilized Budget	Unpaid Utilizations	
																Due and Demandable	Not Yet Due and Demandable
1	2	3	4	5=[3+(-)4]	6	7	8	9	10=(6+7+8+9)	11	12	13	14	15=(11+12+13+14)	16=(5-10)	17	18
General Administration and Support	1000000000000000	25,244,380.00	-2,080,629.24	23,163,750.76	356,666.92	4,606,709.28	1,389,164.89	5,873,884.60	12,226,425.69	356,666.92	4,606,709.28	1,389,164.89	5,728,308.79	12,080,849.88	10,937,325.07	145,575.81	0.00
General Management and Supervision	100000100001000	25,244,380.00	-2,080,629.24	23,163,750.76	356,666.92	4,606,709.28	1,389,164.89	5,873,884.60	12,226,425.69	356,666.92	4,606,709.28	1,389,164.89	5,728,308.79	12,080,849.88	10,937,325.07	145,575.81	0.00
PS		300,000.00	-101,168.17	198,831.83	0.00	135,910.70	23,389.30	39,531.83	198,831.83	0.00	135,910.70	23,389.30	28,050.00	187,350.00	0.00	11,481.83	0.00
MOOE		6,794,380.00	-1,979,461.07	4,814,918.93	356,666.92	0.00	778,133.36	2,017,395.67	3,152,195.95	356,666.92	0.00	778,133.36	1,883,301.69	3,018,101.97	1,662,722.98	134,093.98	0.00
CO		18,150,000.00	0.00	18,150,000.00	0.00	4,470,798.58	587,642.23	3,816,957.10	8,875,397.91	0.00	4,470,798.58	587,642.23	3,816,957.10	8,875,397.91	9,274,602.09	0.00	0.00
Sub-Total, General Administration and Support		25,244,380.00	-2,080,629.24	23,163,750.76	356,666.92	4,606,709.28	1,389,164.89	5,873,884.60	12,226,425.69	356,666.92	4,606,709.28	1,389,164.89	5,728,308.79	12,080,849.88	10,937,325.07	145,575.81	0.00
PS		300,000.00	-101,168.17	198,831.83	0.00	135,910.70	23,389.30	39,531.83	198,831.83	0.00	135,910.70	23,389.30	28,050.00	187,350.00	0.00	11,481.83	0.00
MOOE		6,794,380.00	-1,979,461.07	4,814,918.93	356,666.92	0.00	778,133.36	2,017,395.67	3,152,195.95	356,666.92	0.00	778,133.36	1,883,301.69	3,018,101.97	1,662,722.98	134,093.98	0.00
CO		18,150,000.00	0.00	18,150,000.00	0.00	4,470,798.58	587,642.23	3,816,957.10	8,875,397.91	0.00	4,470,798.58	587,642.23	3,816,957.10	8,875,397.91	9,274,602.09	0.00	0.00
Support to Operations	2000000000000000	200,000.00	-39,775.02	160,224.98	14,533.74	19,461.54	4,017.98	122,211.72	160,224.98	14,533.74	19,461.54	4,017.98	122,211.72	160,224.98	0.00	0.00	0.00
Auxiliary Services	200000100001000	200,000.00	-39,775.02	160,224.98	14,533.74	19,461.54	4,017.98	122,211.72	160,224.98	14,533.74	19,461.54	4,017.98	122,211.72	160,224.98	0.00	0.00	0.00
MOOE		200,000.00	-39,775.02	160,224.98	14,533.74	19,461.54	4,017.98	122,211.72	160,224.98	14,533.74	19,461.54	4,017.98	122,211.72	160,224.98	0.00	0.00	0.00
Sub-Total, Support to Operations		200,000.00	-39,775.02	160,224.98	14,533.74	19,461.54	4,017.98	122,211.72	160,224.98	14,533.74	19,461.54	4,017.98	122,211.72	160,224.98	0.00	0.00	0.00
PS		0.00	0.00	0.00	0.00	0.00	0.00	0.00	0.00	0.00	0.00	0.00	0.00	0.00	0.00	0.00	0.00
MOOE		200,000.00	-39,775.02	160,224.98	14,533.74	19,461.54	4,017.98	122,211.72	160,224.98	14,533.74	19,461.54	4,017.98	122,211.72	160,224.98	0.00	0.00	0.00
CO		0.00	0.00	0.00	0.00	0.00	0.00	0.00	0.00	0.00	0.00	0.00	0.00	0.00	0.00	0.00	0.00
Operations	3000000000000000	33,686,166.00	-1,376,133.78	32,310,032.22	1,217,426.21	816,766.91	2,190,491.16	5,586,154.97	9,810,839.25	1,217,426.21	816,766.91	2,190,491.16	4,916,838.81	9,141,523.09	22,499,192.97	669,316.16	0.00

STATEMENT OF APPROVED BUDGET, UTILIZATIONS, DISBURSEMENTS AND BALANCES
(For Off-Budgetary Funds)
As at the Quarter Ending December 31, 2020


Department :State Universities and Colleges (SUCs)
 Agency :Kalinga State University
 Operating Unit :<not applicable>
 Organization Code :08 019 0000000
 Funding Cluster :05 Internally Generated Funds
 (e.g. UACS Fund Cluster: 05-Internally Generated Funds and 06-Business Related Funds)

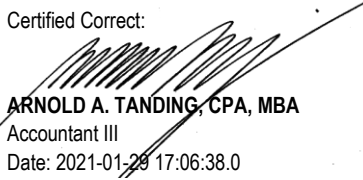
Particulars	UACS CODE	Approved Budget			Utilizations					Disbursements					Balances		
		Approved Budgeted Revenue	Adjustments (Reductions, Modifications/ Augmentations)	Adjusted Budgeted Revenue	1st Quarter Ending March 31	2nd Quarter Ending June 30	3rd Quarter Ending Sept. 30	4th Quarter Ending Dec. 31	Total	1st Quarter Ending March 31	2nd Quarter Ending June 30	3rd Quarter Ending Sept. 30	4th Quarter Ending Dec. 31	Total	Unutilized Budget	Unpaid Utilizations	
																Due and Demandable	Not Yet Due and Demandable
1	2	3	4	5=[3+(-)4]	6	7	8	9	10=(6+7+8+9)	11	12	13	14	15=(11+12+13+14)	16=(5-10)	17	18
OO : Relevant and quality tertiary education ensured to achieve inclusive growth and access of deserving but poor students to quality tertiary education increased	3100000000000000	31,486,166.00	-1,000,724.72	30,485,441.28	1,113,289.13	803,593.83	2,152,997.46	5,017,367.04	9,087,247.46	1,113,289.13	803,593.83	2,152,997.46	4,363,050.88	8,432,931.30	21,398,193.82	654,316.16	0.00
HIGHER EDUCATION PROGRAM	3101000000000000	31,486,166.00	-1,000,724.72	30,485,441.28	1,113,289.13	803,593.83	2,152,997.46	5,017,367.04	9,087,247.46	1,113,289.13	803,593.83	2,152,997.46	4,363,050.88	8,432,931.30	21,398,193.82	654,316.16	0.00
Provision of Higher Education Services	310100100001000	31,486,166.00	-1,000,724.72	30,485,441.28	1,113,289.13	803,593.83	2,152,997.46	5,017,367.04	9,087,247.46	1,113,289.13	803,593.83	2,152,997.46	4,363,050.88	8,432,931.30	21,398,193.82	654,316.16	0.00
MOOE		31,486,166.00	-1,000,724.72	30,485,441.28	1,113,289.13	803,593.83	2,152,997.46	5,017,367.04	9,087,247.46	1,113,289.13	803,593.83	2,152,997.46	4,363,050.88	8,432,931.30	21,398,193.82	654,316.16	0.00
OO : Higher education research improved to promote economic productivity and innovation	3200000000000000	1,200,000.00	-130,202.38	1,069,797.62	55,022.30	3,461.54	23,375.28	353,751.74	435,610.86	55,022.30	3,461.54	23,375.28	353,751.74	435,610.86	634,186.76	0.00	0.00
RESEARCH PROGRAM	3202000000000000	1,200,000.00	-130,202.38	1,069,797.62	55,022.30	3,461.54	23,375.28	353,751.74	435,610.86	55,022.30	3,461.54	23,375.28	353,751.74	435,610.86	634,186.76	0.00	0.00
Conduct of Research Services	320200100001000	1,200,000.00	-130,202.38	1,069,797.62	55,022.30	3,461.54	23,375.28	353,751.74	435,610.86	55,022.30	3,461.54	23,375.28	353,751.74	435,610.86	634,186.76	0.00	0.00
MOOE		1,200,000.00	-130,202.38	1,069,797.62	55,022.30	3,461.54	23,375.28	353,751.74	435,610.86	55,022.30	3,461.54	23,375.28	353,751.74	435,610.86	634,186.76	0.00	0.00


STATEMENT OF APPROVED BUDGET, UTILIZATIONS, DISBURSEMENTS AND BALANCES
 (For Off-Budgetary Funds)
 As at the Quarter Ending December 31, 2020


Department :State Universities and Colleges (SUCs)
 Agency :Kalinga State University
 Operating Unit :<not applicable>
 Organization Code :08 019 0000000
 Funding Cluster :05 Internally Generated Funds
 (e.g. UACS Fund Cluster: 05-Internally Generated Funds and 06-Business Related Funds)

Particulars	UACS CODE	Approved Budget			Utilizations					Disbursements					Balances		
		Approved Budgeted Revenue	Adjustments (Reductions, Modifications/Augmentations)	Adjusted Budgeted Revenue	1st Quarter Ending March 31	2nd Quarter Ending June 30	3rd Quarter Ending Sept. 30	4th Quarter Ending Dec. 31	Total	1st Quarter Ending March 31	2nd Quarter Ending June 30	3rd Quarter Ending Sept. 30	4th Quarter Ending Dec. 31	Total	Unutilized Budget	Unpaid Utilizations	
																Due and Demandable	Not Yet Due and Demandable
1	2	3	4	5=[3+(-)4]	6	7	8	9	10=(6+7+8+9)	11	12	13	14	15=(11+12+13+14)	16=(5-10)	17	18
OO : Community engagement increased	3300000000000000	1,000,000.00	-245,206.68	754,793.32	49,114.78	9,711.54	14,118.42	215,036.19	287,980.93	49,114.78	9,711.54	14,118.42	200,036.19	272,980.93	466,812.39	15,000.00	0.00
TECHNICAL ADVISORY EXTENSION PROGRAM	3301000000000000	1,000,000.00	-245,206.68	754,793.32	49,114.78	9,711.54	14,118.42	215,036.19	287,980.93	49,114.78	9,711.54	14,118.42	200,036.19	272,980.93	466,812.39	15,000.00	0.00
Provision of Extension Services MOOE	330100100001000	1,000,000.00	-245,206.68	754,793.32	49,114.78	9,711.54	14,118.42	215,036.19	287,980.93	49,114.78	9,711.54	14,118.42	200,036.19	272,980.93	466,812.39	15,000.00	0.00
Sub-Total, Operations		33,686,166.00	-1,376,133.78	32,310,032.22	1,217,426.21	816,766.91	2,190,491.16	5,586,154.97	9,810,839.25	1,217,426.21	816,766.91	2,190,491.16	4,916,838.81	9,141,523.09	22,499,192.97	669,316.16	0.00
PS		0.00	0.00	0.00	0.00	0.00	0.00	0.00	0.00	0.00	0.00	0.00	0.00	0.00	0.00	0.00	0.00
MOOE		33,686,166.00	-1,376,133.78	32,310,032.22	1,217,426.21	816,766.91	2,190,491.16	5,586,154.97	9,810,839.25	1,217,426.21	816,766.91	2,190,491.16	4,916,838.81	9,141,523.09	22,499,192.97	669,316.16	0.00
CO		0.00	0.00	0.00	0.00	0.00	0.00	0.00	0.00	0.00	0.00	0.00	0.00	0.00	0.00	0.00	0.00
GRAND TOTAL		59,130,546.00	-3,496,538.04	55,634,007.96	1,588,626.87	5,442,937.73	3,583,674.03	11,582,251.29	22,197,489.92	1,588,626.87	5,442,937.73	3,583,674.03	10,767,359.32	21,382,597.95	33,436,518.04	814,891.97	0.00
PS		300,000.00	-101,168.17	198,831.83	0.00	135,910.70	23,389.30	39,531.83	198,831.83	0.00	135,910.70	23,389.30	28,050.00	187,350.00	0.00	11,481.83	0.00
MOOE		40,680,546.00	-3,395,369.87	37,285,176.13	1,588,626.87	836,228.45	2,972,642.50	7,725,762.36	13,123,260.18	1,588,626.87	836,228.45	2,972,642.50	6,922,352.22	12,319,850.04	24,161,915.95	803,410.14	0.00
CO		18,150,000.00	0.00	18,150,000.00	0.00	4,470,798.58	587,642.23	3,816,957.10	8,875,397.91	0.00	4,470,798.58	587,642.23	3,816,957.10	8,875,397.91	9,274,602.09	0.00	0.00

Certified Correct:

ELSIE P. ANDRES
 Budget Officer
 Date: 2021-01-29 17:06:38.0

Certified Correct:

ARNOLD A. TANDING, CPA, MBA
 Accountant III
 Date: 2021-01-29 17:06:38.0

Recommending Approval:

DANILO T. BUEN, MBA
 Director, FMS
 Date: 2021-01-29 17:09


Approved By:

EDUARDO T. BAGTANG, CPA, DBM
 SUC President III
 Date: 2021-01-29 17:10:

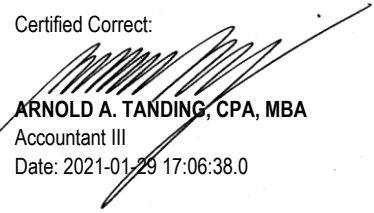
STATEMENT OF APPROVED BUDGET, UTILIZATIONS, DISBURSEMENTS AND BALANCES
(For Off-Budgetary Funds)
As at the Quarter Ending December 31, 2020


Department :State Universities and Colleges (SUCs)
 Agency :Kalinga State University
 Operating Unit :<not applicable>
 Organization Code :08 019 0000000
 Funding Cluster :06 Business Related Funds

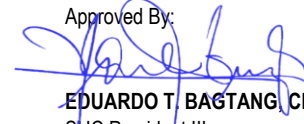
(e.g. UACS Fund Cluster: 01-Regular Agency Fund, 02-Foreign Assisted Projects Fund, 03-Special Account-Locally Funded/Domestic Grants Fund, and 04-Special Account-Foreign Assisted/Foreign Grants Fund)

Particulars	UACS CODE	Approved Budget			Utilizations					Disbursements					Balances		
		Approved Budgeted Revenue	Adjustments (Reductions, Modifications/ Augmentations)	Adjusted Budgeted Revenue	1st Quarter Ending March 31	2nd Quarter Ending June 30	3rd Quarter Ending Sept. 30	4th Quarter Ending Dec. 31	Total	1st Quarter Ending March 31	2nd Quarter Ending June 30	3rd Quarter Ending Sept. 30	4th Quarter Ending Dec. 31	Total	Unutilized Budget	Unpaid Utilizations	
																Due and Demandable	Not Yet Due and Demandable
1	2	3	4	5=[3+(-)4]	6	7	8	9	10=(6+7+8+9)	11	12	13	14	15=(11+12+13+14)	16=(5-10)	17	18
Support to Operations	2000000000000000	7,000,000.00	-3,264,641.36	3,735,358.64	705,623.69	255,119.25	979,060.75	1,322,835.51	3,262,639.20	705,623.69	255,119.25	979,060.75	1,098,229.31	3,038,033.00	472,719.44	224,606.20	0.00
Auxiliary Services	200000100001000	7,000,000.00	-3,264,641.36	3,735,358.64	705,623.69	255,119.25	979,060.75	1,322,835.51	3,262,639.20	705,623.69	255,119.25	979,060.75	1,098,229.31	3,038,033.00	472,719.44	224,606.20	0.00
PS		200,000.00	-59,065.00	140,935.00	0.00	0.00	0.00	140,935.00	140,935.00	0.00	0.00	0.00	140,935.00	140,935.00	0.00	0.00	0.00
MOOE		5,500,000.00	-2,844,194.80	2,655,805.20	705,623.69	255,119.25	586,061.75	1,109,000.51	2,655,805.20	705,623.69	255,119.25	586,061.75	884,394.31	2,431,199.00	0.00	224,606.20	0.00
CO		1,300,000.00	-361,381.56	938,618.44	0.00	0.00	392,999.00	72,900.00	465,899.00	0.00	0.00	392,999.00	72,900.00	465,899.00	472,719.44	0.00	0.00
Sub-Total, Support to Operations		7,000,000.00	-3,264,641.36	3,735,358.64	705,623.69	255,119.25	979,060.75	1,322,835.51	3,262,639.20	705,623.69	255,119.25	979,060.75	1,098,229.31	3,038,033.00	472,719.44	224,606.20	0.00
PS		200,000.00	-59,065.00	140,935.00	0.00	0.00	0.00	140,935.00	140,935.00	0.00	0.00	0.00	140,935.00	140,935.00	0.00	0.00	0.00
MOOE		5,500,000.00	-2,844,194.80	2,655,805.20	705,623.69	255,119.25	586,061.75	1,109,000.51	2,655,805.20	705,623.69	255,119.25	586,061.75	884,394.31	2,431,199.00	0.00	224,606.20	0.00
CO		1,300,000.00	-361,381.56	938,618.44	0.00	0.00	392,999.00	72,900.00	465,899.00	0.00	0.00	392,999.00	72,900.00	465,899.00	472,719.44	0.00	0.00
GRAND TOTAL		7,000,000.00	-3,264,641.36	3,735,358.64	705,623.69	255,119.25	979,060.75	1,322,835.51	3,262,639.20	705,623.69	255,119.25	979,060.75	1,098,229.31	3,038,033.00	472,719.44	224,606.20	0.00
PS		200,000.00	-59,065.00	140,935.00	0.00	0.00	0.00	140,935.00	140,935.00	0.00	0.00	0.00	140,935.00	140,935.00	0.00	0.00	0.00
MOOE		5,500,000.00	-2,844,194.80	2,655,805.20	705,623.69	255,119.25	586,061.75	1,109,000.51	2,655,805.20	705,623.69	255,119.25	586,061.75	884,394.31	2,431,199.00	0.00	224,606.20	0.00
CO		1,300,000.00	-361,381.56	938,618.44	0.00	0.00	392,999.00	72,900.00	465,899.00	0.00	0.00	392,999.00	72,900.00	465,899.00	472,719.44	0.00	0.00

Certified Correct:

ELSIE P. ANDRES
 Budget Officer
 Date: 2021-01-29 17:06:38.0

Certified Correct:

ARNOLD A. TANDING, CPA, MBA
 Accountant III
 Date: 2021-01-29 17:06:38.0

Recommending Approval:

DANILO T. BUEN, MBA
 Director, FMS
 Date: 2021-01-29 17:09:

Approved By:

EDUARDO T. BAGTANG, CPA, DBM
 SUC President III
 Date: 2021-01-29 17:10:

STATEMENT OF APPROVED BUDGET, UTILIZATIONS, DISBURSEMENTS AND BALANCES

(For Off-Budgetary Funds)

As at the Quarter Ending December 31, 2020

Department :State Universities and Colleges (SUCs)

Agency :Kalinga State University

Operating Unit :<not applicable>

Organization Code :08 019 0000000

Funding Cluster :07 Trust Receipts


(e.g. UACS Fund Cluster: 05-Internally Generated Funds and 06-Business Related Funds)

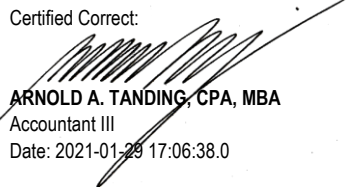
Particulars	UACS CODE	Approved Budget			Utilizations					Disbursements					Balances		
		Approved Budgeted Revenue	Adjustments (Reductions, Modifications/Augmentations)	Adjusted Budgeted Revenue	1st Quarter Ending March 31	2nd Quarter Ending June 30	3rd Quarter Ending Sept. 30	4th Quarter Ending Dec. 31	Total	1st Quarter Ending March 31	2nd Quarter Ending June 30	3rd Quarter Ending Sept. 30	4th Quarter Ending Dec. 31	Total	Unutilized Budget	Unpaid Utilizations	
																Due and Demandable	Not Yet Due and Demandable
1	2	3	4	5=[3+(-)4]	6	7	8	9	10=(6+7+8+9)	11	12	13	14	15=(11+12+13+14)	16=(5-10)	17	18
Operations	3000000000000000	13,811,455.44	99,910,539.80	113,721,995.24	929,639.42	25,948,735.77	26,896,416.50	43,136,740.14	96,911,531.83	929,639.42	25,948,735.77	16,926,416.50	48,405,931.32	92,210,723.01	16,810,463.41	4,700,808.82	0.00
OO : Relevant and quality tertiary education ensured to achieve inclusive growth and access of deserving but poor students to quality tertiary education increased	3100000000000000	6,402,062.54	93,464,665.00	99,866,727.54	441,352.50	25,542,330.37	26,170,750.46	37,279,330.55	89,433,763.88	441,352.50	25,542,330.37	16,200,750.46	47,140,953.55	89,325,386.88	10,432,963.66	108,377.00	0.00
HIGHER EDUCATION PROGRAM	3101000000000000	6,402,062.54	93,464,665.00	99,866,727.54	441,352.50	25,542,330.37	26,170,750.46	37,279,330.55	89,433,763.88	441,352.50	25,542,330.37	16,200,750.46	47,140,953.55	89,325,386.88	10,432,963.66	108,377.00	0.00
Provision of Higher Education Services	3101001000001000	6,402,062.54	93,464,665.00	99,866,727.54	441,352.50	25,542,330.37	26,170,750.46	37,279,330.55	89,433,763.88	441,352.50	25,542,330.37	16,200,750.46	47,140,953.55	89,325,386.88	10,432,963.66	108,377.00	0.00
PS		0.00	0.00	0.00	0.00	0.00	0.00	0.00	0.00	0.00	0.00	0.00	0.00	0.00	0.00	0.00	0.00
MOOE		6,402,062.54	83,464,665.00	89,866,727.54	441,352.50	25,542,330.37	16,200,750.46	37,279,330.55	79,463,763.88	441,352.50	25,542,330.37	16,200,750.46	37,170,953.55	79,355,386.88	10,402,963.66	108,377.00	0.00
CO		0.00	10,000,000.00	10,000,000.00	0.00	0.00	9,970,000.00	0.00	9,970,000.00	0.00	0.00	0.00	9,970,000.00	9,970,000.00	30,000.00	0.00	0.00
OO : Higher education research improved to promote economic productivity and innovation	3200000000000000	7,409,392.90	6,445,874.80	13,855,267.70	488,286.92	406,405.40	725,666.04	5,857,409.59	7,477,767.95	488,286.92	406,405.40	725,666.04	1,264,977.77	2,885,336.13	6,377,499.75	4,592,431.82	0.00
RESEARCH PROGRAM	3202000000000000	7,409,392.90	6,445,874.80	13,855,267.70	488,286.92	406,405.40	725,666.04	5,857,409.59	7,477,767.95	488,286.92	406,405.40	725,666.04	1,264,977.77	2,885,336.13	6,377,499.75	4,592,431.82	0.00
Conduct of Research Services	3202001000001000	7,409,392.90	6,445,874.80	13,855,267.70	488,286.92	406,405.40	725,666.04	5,857,409.59	7,477,767.95	488,286.92	406,405.40	725,666.04	1,264,977.77	2,885,336.13	6,377,499.75	4,592,431.82	0.00
PS		0.00	0.00	0.00	0.00	0.00	0.00	0.00	0.00	0.00	0.00	0.00	0.00	0.00	0.00	0.00	0.00
MOOE		6,029,392.90	1,445,874.80	7,475,267.70	488,286.92	406,405.40	725,666.04	998,281.00	2,618,639.36	488,286.92	406,405.40	725,666.04	536,108.48	2,156,466.84	4,856,628.34	462,172.52	0.00
CO		1,380,000.00	5,000,000.00	6,380,000.00	0.00	0.00	0.00	4,859,128.59	4,859,128.59	0.00	0.00	0.00	728,869.29	728,869.29	1,520,871.41	4,130,259.30	0.00
OO : Community engagement increased	3300000000000000	0.00	386,216.22	386,216.22	0.00	0.00	0.00	386,017.00	386,017.00	0.00	0.00	0.00	265,029.00	265,029.00	199.22	120,988.00	0.00


STATEMENT OF APPROVED BUDGET, UTILIZATIONS, DISBURSEMENTS AND BALANCES
 (For Off-Budgetary Funds)
 As at the Quarter Ending December 31, 2020


Department :State Universities and Colleges (SUCs)
 Agency :Kalinga State University
 Operating Unit :<not applicable>
 Organization Code :08 019 0000000
 Funding Cluster :07 Trust Receipts
 (e.g. UACS Fund Cluster: 05-Internally Generated Funds and 06-Business Related Funds)

Particulars	UACS CODE	Approved Budget			Utilizations					Disbursements					Balances		
		Approved Budgeted Revenue	Adjustments (Reductions, Modifications/Augmentations)	Adjusted Budgeted Revenue	1st Quarter Ending March 31	2nd Quarter Ending June 30	3rd Quarter Ending Sept. 30	4th Quarter Ending Dec. 31	Total	1st Quarter Ending March 31	2nd Quarter Ending June 30	3rd Quarter Ending Sept. 30	4th Quarter Ending Dec. 31	Total	Unutilized Budget	Unpaid Utilizations	
																Due and Demandable	Not Yet Due and Demandable
1	2	3	4	5=[3+(-)4]	6	7	8	9	10=(6+7+8+9)	11	12	13	14	15=(11+12+13+14)	16=(5-10)	17	18
TECHNICAL ADVISORY EXTENSION PROGRAM	3301000000000000	0.00	386,216.22	386,216.22	0.00	0.00	0.00	386,017.00	386,017.00	0.00	0.00	0.00	265,029.00	265,029.00	199.22	120,988.00	0.00
Provision of Extension Services	330100100001000	0.00	386,216.22	386,216.22	0.00	0.00	0.00	386,017.00	386,017.00	0.00	0.00	0.00	265,029.00	265,029.00	199.22	120,988.00	0.00
PS		0.00	0.00	0.00	0.00	0.00	0.00	0.00	0.00	0.00	0.00	0.00	0.00	0.00	0.00	0.00	0.00
MOOE		0.00	266,216.22	266,216.22	0.00	0.00	0.00	266,017.00	266,017.00	0.00	0.00	0.00	145,029.00	145,029.00	199.22	120,988.00	0.00
CO		0.00	120,000.00	120,000.00	0.00	0.00	0.00	120,000.00	120,000.00	0.00	0.00	0.00	120,000.00	120,000.00	0.00	0.00	0.00
Sub-Total, Operations		13,811,455.44	100,296,756.02	114,108,211.46	929,639.42	25,948,735.77	26,896,416.50	43,522,757.14	97,297,548.83	929,639.42	25,948,735.77	16,926,416.50	48,670,960.32	92,475,752.01	16,810,662.63	4,821,796.82	0.00
PS		0.00	0.00	0.00	0.00	0.00	0.00	0.00	0.00	0.00	0.00	0.00	0.00	0.00	0.00	0.00	0.00
MOOE		12,431,455.44	85,176,756.02	97,608,211.46	929,639.42	25,948,735.77	16,926,416.50	38,543,628.55	82,348,420.24	929,639.42	25,948,735.77	16,926,416.50	37,852,091.03	81,656,882.72	15,259,791.22	691,537.52	0.00
CO		1,380,000.00	15,120,000.00	16,500,000.00	0.00	0.00	9,970,000.00	4,979,128.59	14,949,128.59	0.00	0.00	0.00	10,818,869.29	10,818,869.29	1,550,871.41	4,130,259.30	0.00
GRAND TOTAL		13,811,455.44	100,296,756.02	114,108,211.46	929,639.42	25,948,735.77	26,896,416.50	43,522,757.14	97,297,548.83	929,639.42	25,948,735.77	16,926,416.50	48,670,960.32	92,475,752.01	16,810,662.63	4,821,796.82	0.00
PS		0.00	0.00	0.00	0.00	0.00	0.00	0.00	0.00	0.00	0.00	0.00	0.00	0.00	0.00	0.00	0.00
MOOE		12,431,455.44	85,176,756.02	97,608,211.46	929,639.42	25,948,735.77	16,926,416.50	38,543,628.55	82,348,420.24	929,639.42	25,948,735.77	16,926,416.50	37,852,091.03	81,656,882.72	15,259,791.22	691,537.52	0.00
CO		1,380,000.00	15,120,000.00	16,500,000.00	0.00	0.00	9,970,000.00	4,979,128.59	14,949,128.59	0.00	0.00	0.00	10,818,869.29	10,818,869.29	1,550,871.41	4,130,259.30	0.00

Certified Correct:

ELSIE P. ANDRES
 Budget Officer
 Date: 2021-01-29 17:06:38.0

Certified Correct:

ARNOLD A. TANDING, CPA, MBA
 Accountant III
 Date: 2021-01-29 17:06:38.0

Recommending Approval:

DANILO T. BUEN, MBA
 Director, FMS
 Date: 2021-01-29 17:09:

Approved By:

EDUARDO T. BAGTANG, CPA, DBM
 SUC President III
 Date: 2021-01-29 17:10:

SUMMARY OF APPROVED BUDGET, UTILIZATIONS, DISBURSEMENTS AND BALANCES BY OBJECT OF EXPENDITURES

(For Off-Budgetary Funds)

As at the Quarter Ending December 31, 2020

Department :State Universities and Colleges (SUCs)
 Agency :Kalinga State University
 Operating Unit :<not applicable>
 Organization Code :08 019 0000000
 Funding Cluster :05 Internally Generated Funds

(e.g. UACS Fund Cluster: 05-Internally Generated Funds and 06-Business Related Funds)

Particulars	UACS CODE	Approved Budget			Utilizations					Disbursements					Balances		
		Approved Budgeted Revenue	Adjustments (Reductions, Modifications/ Augmentations)	Adjusted Budgeted Revenue	1st Quarter Ending March 31	2nd Quarter Ending June 30	3rd Quarter Ending Sept. 30	4th Quarter Ending Dec. 31	Total	1st Quarter Ending March 31	2nd Quarter Ending June 30	3rd Quarter Ending Sept. 30	4th Quarter Ending Dec. 31	Total	Unutilized Budget	Unpaid Utilizations	
																Due and Demandable	Not Yet Due and Demandable
1	2	3	4	5=[3+(-)4]	6	7	8	9	10=(6+7+8+9)	11	12	13	14	15=(11+12+13+14)	16=(5-10)	17	18
SUMMARY																	
A. Agency Specific Budget																	
Personnel Services		300,000.00	-101,168.17	198,831.83	0.00	0.00	159,300.00	39,531.83	198,831.83	0.00	0.00	159,300.00	28,050.00	187,350.00	0.00	11,481.83	0.00
Other Compensation	5010200000	200,000.00	-1,168.17	198,831.83	0.00	0.00	159,300.00	39,531.83	198,831.83	0.00	0.00	159,300.00	28,050.00	187,350.00	0.00	11,481.83	0.00
Honoraria	5010210000	200,000.00	-1,168.17	198,831.83	0.00	0.00	159,300.00	39,531.83	198,831.83	0.00	0.00	159,300.00	28,050.00	187,350.00	0.00	11,481.83	0.00
Honoraria - Civilian	5010210001	200,000.00	-1,168.17	198,831.83	0.00	0.00	159,300.00	39,531.83	198,831.83	0.00	0.00	159,300.00	28,050.00	187,350.00	0.00	11,481.83	0.00
Other Personnel Benefits	5010400000	100,000.00	-100,000.00	0.00	0.00	0.00	0.00	0.00	0.00	0.00	0.00	0.00	0.00	0.00	0.00	0.00	0.00
Other Personnel Benefits	5010499000	100,000.00	-100,000.00	0.00	0.00	0.00	0.00	0.00	0.00	0.00	0.00	0.00	0.00	0.00	0.00	0.00	0.00
Personnel Benefits	5010499099	100,000.00	-100,000.00	0.00	0.00	0.00	0.00	0.00	0.00	0.00	0.00	0.00	0.00	0.00	0.00	0.00	0.00
Maintenance and Other Operating Expenses		40,680,546.00	-3,395,369.87	37,285,176.13	1,588,626.87	956,839.15	2,812,081.80	7,765,712.36	13,123,260.18	1,588,626.87	956,839.15	2,812,081.80	6,962,302.22	12,319,850.04	24,161,915.95	803,410.14	0.00
Traveling Expenses	5020100000	2,850,000.00	-1,462,351.08	1,387,648.92	113,545.80	0.00	2,700.00	173,600.00	289,845.80	113,545.80	0.00	2,700.00	173,360.00	289,605.80	1,097,803.12	240.00	0.00
Traveling Expenses - Local	5020101000	1,450,000.00	-1,160,154.20	289,845.80	113,545.80	0.00	2,700.00	173,600.00	289,845.80	113,545.80	0.00	2,700.00	173,360.00	289,605.80	0.00	240.00	0.00
Expenses - Local	5020101000	1,450,000.00	-1,160,154.20	289,845.80	113,545.80	0.00	2,700.00	173,600.00	289,845.80	113,545.80	0.00	2,700.00	173,360.00	289,605.80	0.00	240.00	0.00
Traveling Expenses - Foreign	5020102000	1,400,000.00	-302,196.88	1,097,803.12	0.00	0.00	0.00	0.00	0.00	0.00	0.00	0.00	0.00	0.00	1,097,803.12	0.00	0.00
Traveling Expenses - Foreign	5020102000	1,400,000.00	-302,196.88	1,097,803.12	0.00	0.00	0.00	0.00	0.00	0.00	0.00	0.00	0.00	0.00	1,097,803.12	0.00	0.00
Training and Scholarship Expenses	5020200000	650,000.00	0.00	650,000.00	3,800.00	0.00	0.00	6,800.00	10,600.00	3,800.00	0.00	0.00	0.00	3,800.00	639,400.00	6,800.00	0.00
Training Expenses	5020201000	650,000.00	0.00	650,000.00	3,800.00	0.00	0.00	6,800.00	10,600.00	3,800.00	0.00	0.00	0.00	3,800.00	639,400.00	6,800.00	0.00
Training Expenses	5020201002	650,000.00	0.00	650,000.00	3,800.00	0.00	0.00	6,800.00	10,600.00	3,800.00	0.00	0.00	0.00	3,800.00	639,400.00	6,800.00	0.00
Supplies and Materials Expenses	5020300000	2,375,000.00	0.00	2,375,000.00	386,357.86	40,750.00	137,905.00	550,730.79	1,115,743.65	386,357.86	40,750.00	137,905.00	521,130.79	1,086,143.65	1,259,256.35	29,600.00	0.00
Office Supplies Expenses	5020301000	1,000,000.00	0.00	1,000,000.00	83,662.00	0.00	0.00	84,231.30	167,893.30	83,662.00	0.00	0.00	54,631.30	138,293.30	832,106.70	29,600.00	0.00
Office Supplies Expenses	5020301002	1,000,000.00	0.00	1,000,000.00	83,662.00	0.00	0.00	84,231.30	167,893.30	83,662.00	0.00	0.00	54,631.30	138,293.30	832,106.70	29,600.00	0.00

SUMMARY OF APPROVED BUDGET, UTILIZATIONS, DISBURSEMENTS AND BALANCES BY OBJECT OF EXPENDITURES

(For Off-Budgetary Funds)

As at the Quarter Ending December 31, 2020

Department :State Universities and Colleges (SUCs)
 Agency :Kalinga State University
 Operating Unit :<not applicable>
 Organization Code :08 019 0000000
 Funding Cluster :05 Internally Generated Funds

(e.g. UACS Fund Cluster: 05-Internally Generated Funds and 06-Business Related Funds)

Particulars	UACS CODE	Approved Budget			Utilizations					Disbursements					Balances		
		Approved Budgeted Revenue	Adjustments (Reductions, Modifications/ Augmentations)	Adjusted Budgeted Revenue	1st Quarter Ending March 31	2nd Quarter Ending June 30	3rd Quarter Ending Sept. 30	4th Quarter Ending Dec. 31	Total	1st Quarter Ending March 31	2nd Quarter Ending June 30	3rd Quarter Ending Sept. 30	4th Quarter Ending Dec. 31	Total	Unutilized Budget	Unpaid Utilizations	
																Due and Demandable	Not Yet Due and Demandable
1	2	3	4	5=[3+(-)4]	6	7	8	9	10=(6+7+8+9)	11	12	13	14	15=(11+12+13+14)	16=(5-10)	17	18
Accountable Forms Expenses	5020302000	125,000.00	0.00	125,000.00	6,000.00	0.00	119,000.00	0.00	125,000.00	6,000.00	0.00	119,000.00	0.00	125,000.00	0.00	0.00	0.00
Forms Expenses	5020302000	125,000.00	0.00	125,000.00	6,000.00	0.00	119,000.00	0.00	125,000.00	6,000.00	0.00	119,000.00	0.00	125,000.00	0.00	0.00	0.00
Fuel, Oil and Lubricants Expenses	5020309000	350,000.00	0.00	350,000.00	27,057.36	1,500.00	7,305.00	179,114.81	214,977.17	27,057.36	1,500.00	7,305.00	179,114.81	214,977.17	135,022.83	0.00	0.00
Fuel, Oil and Lubricants Expenses	5020309000	350,000.00	0.00	350,000.00	27,057.36	1,500.00	7,305.00	179,114.81	214,977.17	27,057.36	1,500.00	7,305.00	179,114.81	214,977.17	135,022.83	0.00	0.00
Other Supplies and Materials Expenses	5020399000	900,000.00	0.00	900,000.00	269,638.50	39,250.00	11,600.00	287,384.68	607,873.18	269,638.50	39,250.00	11,600.00	287,384.68	607,873.18	292,126.82	0.00	0.00
Other Supplies and Materials Expenses	5020399000	900,000.00	0.00	900,000.00	269,638.50	39,250.00	11,600.00	287,384.68	607,873.18	269,638.50	39,250.00	11,600.00	287,384.68	607,873.18	292,126.82	0.00	0.00
Utility Expenses	5020400000	870,000.00	-518,496.71	351,503.29	19,641.53	22,155.15	17,814.92	231,503.29	291,114.89	19,641.53	22,155.15	17,814.92	231,503.29	291,114.89	60,388.40	0.00	0.00
Water Expenses	5020401000	120,000.00	0.00	120,000.00	19,641.53	22,155.15	17,814.92	0.00	59,611.60	19,641.53	22,155.15	17,814.92	0.00	59,611.60	60,388.40	0.00	0.00
Water Expenses	5020401000	120,000.00	0.00	120,000.00	19,641.53	22,155.15	17,814.92	0.00	59,611.60	19,641.53	22,155.15	17,814.92	0.00	59,611.60	60,388.40	0.00	0.00
Electricity Expenses	5020402000	750,000.00	-518,496.71	231,503.29	0.00	0.00	0.00	231,503.29	231,503.29	0.00	0.00	0.00	231,503.29	231,503.29	0.00	0.00	0.00
Electricity Expenses	5020402000	750,000.00	-518,496.71	231,503.29	0.00	0.00	0.00	231,503.29	231,503.29	0.00	0.00	0.00	231,503.29	231,503.29	0.00	0.00	0.00
Communication Expenses	5020500000	924,000.00	-1,000.00	923,000.00	35,530.76	0.00	21,223.24	341,630.13	398,384.13	35,530.76	0.00	21,223.24	211,011.15	267,765.15	524,615.87	130,618.98	0.00
Telephone Expenses	5020502000	20,000.00	0.00	20,000.00	0.00	0.00	19,723.24	276.76	20,000.00	0.00	0.00	19,723.24	276.76	20,000.00	0.00	0.00	0.00
Mobile	5020502001	20,000.00	0.00	20,000.00	0.00	0.00	19,723.24	276.76	20,000.00	0.00	0.00	19,723.24	276.76	20,000.00	0.00	0.00	0.00
Internet Subscription Expenses	5020503000	900,000.00	0.00	900,000.00	35,530.76	0.00	0.00	339,853.37	375,384.13	35,530.76	0.00	0.00	209,234.39	244,765.15	524,615.87	130,618.98	0.00
Internet Subscription Expenses	5020503000	900,000.00	0.00	900,000.00	35,530.76	0.00	0.00	339,853.37	375,384.13	35,530.76	0.00	0.00	209,234.39	244,765.15	524,615.87	130,618.98	0.00
Cable, Satellite, Telegraph and Radio Expenses	5020504000	4,000.00	-1,000.00	3,000.00	0.00	0.00	1,500.00	1,500.00	3,000.00	0.00	0.00	1,500.00	1,500.00	3,000.00	0.00	0.00	0.00
Telegraph and Radio Expenses	5020504000	4,000.00	-1,000.00	3,000.00	0.00	0.00	1,500.00	1,500.00	3,000.00	0.00	0.00	1,500.00	1,500.00	3,000.00	0.00	0.00	0.00

SUMMARY OF APPROVED BUDGET, UTILIZATIONS, DISBURSEMENTS AND BALANCES BY OBJECT OF EXPENDITURES

(For Off-Budgetary Funds)

As at the Quarter Ending December 31, 2020

Department :State Universities and Colleges (SUCs)
 Agency :Kalinga State University
 Operating Unit :<not applicable>
 Organization Code :08 019 0000000
 Funding Cluster :05 Internally Generated Funds

(e.g. UACS Fund Cluster: 05-Internally Generated Funds and 06-Business Related Funds)

Particulars	UACS CODE	Approved Budget			Utilizations					Disbursements					Balances		
		Approved Budgeted Revenue	Adjustments (Reductions, Modifications/ Augmentations)	Adjusted Budgeted Revenue	1st Quarter Ending March 31	2nd Quarter Ending June 30	3rd Quarter Ending Sept. 30	4th Quarter Ending Dec. 31	Total	1st Quarter Ending March 31	2nd Quarter Ending June 30	3rd Quarter Ending Sept. 30	4th Quarter Ending Dec. 31	Total	Unutilized Budget	Unpaid Utilizations	
																Due and Demandable	Not Yet Due and Demandable
1	2	3	4	5=[3+(-)4]	6	7	8	9	10=(6+7+8+9)	11	12	13	14	15=(11+12+13+14)	16=(5-10)	17	18
Awards/Rewards and Prizes	5020600000	300,000.00	-81,200.00	218,800.00	33,300.00	0.00	0.00	185,500.00	218,800.00	33,300.00	0.00	0.00	185,200.00	218,500.00	0.00	300.00	0.00
Prizes	5020602000	300,000.00	-81,200.00	218,800.00	33,300.00	0.00	0.00	185,500.00	218,800.00	33,300.00	0.00	0.00	185,200.00	218,500.00	0.00	300.00	0.00
Prizes	5020602000	300,000.00	-81,200.00	218,800.00	33,300.00	0.00	0.00	185,500.00	218,800.00	33,300.00	0.00	0.00	185,200.00	218,500.00	0.00	300.00	0.00
Confidential, Intelligence and Extraordinary Expenses	5021000000	100,000.00	0.00	100,000.00	0.00	0.00	0.00	100,000.00	100,000.00	0.00	0.00	0.00	100,000.00	100,000.00	0.00	0.00	0.00
Extraordinary and Miscellaneous Expenses	5021003000	100,000.00	0.00	100,000.00	0.00	0.00	0.00	100,000.00	100,000.00	0.00	0.00	0.00	100,000.00	100,000.00	0.00	0.00	0.00
and Miscellaneous Expenses	5021003000	100,000.00	0.00	100,000.00	0.00	0.00	0.00	100,000.00	100,000.00	0.00	0.00	0.00	100,000.00	100,000.00	0.00	0.00	0.00
General Services	5021200000	6,210,380.00	0.00	6,210,380.00	647,514.92	154,470.70	872,013.84	3,707,967.72	5,381,967.18	647,514.92	154,470.70	872,013.84	3,662,233.56	5,336,233.02	828,412.82	45,734.16	0.00
Other General Services	5021299000	6,210,380.00	0.00	6,210,380.00	647,514.92	154,470.70	872,013.84	3,707,967.72	5,381,967.18	647,514.92	154,470.70	872,013.84	3,662,233.56	5,336,233.02	828,412.82	45,734.16	0.00
Other General Services	5021299099	6,210,380.00	0.00	6,210,380.00	647,514.92	154,470.70	872,013.84	3,707,967.72	5,381,967.18	647,514.92	154,470.70	872,013.84	3,662,233.56	5,336,233.02	828,412.82	45,734.16	0.00
Repairs and Maintenance	5021300000	600,000.00	0.00	600,000.00	0.00	0.00	286,400.00	200,434.00	486,834.00	0.00	0.00	286,400.00	200,434.00	486,834.00	113,166.00	0.00	0.00
Repairs and Maintenance - Buildings and Other Structures	5021304000	600,000.00	0.00	600,000.00	0.00	0.00	286,400.00	200,434.00	486,834.00	0.00	0.00	286,400.00	200,434.00	486,834.00	113,166.00	0.00	0.00
Buildings	5021304001	600,000.00	0.00	600,000.00	0.00	0.00	286,400.00	200,434.00	486,834.00	0.00	0.00	286,400.00	200,434.00	486,834.00	113,166.00	0.00	0.00
Taxes, Insurance Premiums and Other Fees	5021500000	500,000.00	-500,000.00	0.00	0.00	0.00	0.00	0.00	0.00	0.00	0.00	0.00	0.00	0.00	0.00	0.00	0.00
Taxes, Duties and Licenses	5021501001	100,000.00	-100,000.00	0.00	0.00	0.00	0.00	0.00	0.00	0.00	0.00	0.00	0.00	0.00	0.00	0.00	0.00
Taxes, Duties and Licenses	5021501001	100,000.00	-100,000.00	0.00	0.00	0.00	0.00	0.00	0.00	0.00	0.00	0.00	0.00	0.00	0.00	0.00	0.00
Insurance Expenses	5021503000	400,000.00	-400,000.00	0.00	0.00	0.00	0.00	0.00	0.00	0.00	0.00	0.00	0.00	0.00	0.00	0.00	0.00
Insurance Expenses	5021503000	400,000.00	-400,000.00	0.00	0.00	0.00	0.00	0.00	0.00	0.00	0.00	0.00	0.00	0.00	0.00	0.00	0.00
Other Maintenance and Operating Expenses	5029900000	25,301,166.00	-832,322.08	24,468,843.92	348,936.00	739,463.30	1,474,024.80	2,267,546.43	4,829,970.53	348,936.00	739,463.30	1,474,024.80	1,677,429.43	4,239,853.53	19,638,873.39	590,117.00	0.00

SUMMARY OF APPROVED BUDGET, UTILIZATIONS, DISBURSEMENTS AND BALANCES BY OBJECT OF EXPENDITURES

(For Off-Budgetary Funds)

As at the Quarter Ending December 31, 2020

Department :State Universities and Colleges (SUCs)
 Agency :Kalinga State University
 Operating Unit :<not applicable>
 Organization Code :08 019 0000000
 Funding Cluster :05 Internally Generated Funds

(e.g. UACS Fund Cluster: 05-Internally Generated Funds and 06-Business Related Funds)

Particulars	UACS CODE	Approved Budget			Utilizations					Disbursements					Balances			
		Approved Budgeted Revenue	Adjustments (Reductions, Modifications/ Augmentations)	Adjusted Budgeted Revenue	1st Quarter Ending March 31	2nd Quarter Ending June 30	3rd Quarter Ending Sept. 30	4th Quarter Ending Dec. 31	Total	1st Quarter Ending March 31	2nd Quarter Ending June 30	3rd Quarter Ending Sept. 30	4th Quarter Ending Dec. 31	Total	Unutilized Budget	Unpaid Utilizations		
																Due and Demandable	Not Yet Due and Demandable	
1	2	3	4	5=[3+(-)4]	6	7	8	9	10=(6+7+8+9)	11	12	13	14	15=(11+12+13+14)	16=(5-10)	17	18	
Advertising Expenses	5029901000	50,000.00	-50,000.00	0.00	0.00	0.00	0.00	0.00	0.00	0.00	0.00	0.00	0.00	0.00	0.00	0.00	0.00	0.00
Advertising Expenses	5029901000	50,000.00	-50,000.00	0.00	0.00	0.00	0.00	0.00	0.00	0.00	0.00	0.00	0.00	0.00	0.00	0.00	0.00	0.00
Printing and Publication Expenses	5029902000	165,000.00	-153,100.00	11,900.00	7,200.00	0.00	4,700.00	0.00	11,900.00	7,200.00	0.00	4,700.00	0.00	11,900.00	0.00	0.00	0.00	0.00
Printing and Publication Expenses	5029902000	165,000.00	-153,100.00	11,900.00	7,200.00	0.00	4,700.00	0.00	11,900.00	7,200.00	0.00	4,700.00	0.00	11,900.00	0.00	0.00	0.00	0.00
Representation Expenses	5029903000	1,600,000.00	-451,345.00	1,148,655.00	65,128.00	45,533.14	127,160.00	260,440.00	498,261.14	65,128.00	45,533.14	127,160.00	256,965.00	494,786.14	650,393.86	3,475.00	0.00	0.00
Representation Expenses	5029903000	1,600,000.00	-451,345.00	1,148,655.00	65,128.00	45,533.14	127,160.00	260,440.00	498,261.14	65,128.00	45,533.14	127,160.00	256,965.00	494,786.14	650,393.86	3,475.00	0.00	0.00
Membership Dues and Contributions to Organizations	5029906000	200,000.00	-200,000.00	0.00	0.00	0.00	0.00	0.00	0.00	0.00	0.00	0.00	0.00	0.00	0.00	0.00	0.00	0.00
Membership Dues and Contributions to Organizations	5029906000	200,000.00	-200,000.00	0.00	0.00	0.00	0.00	0.00	0.00	0.00	0.00	0.00	0.00	0.00	0.00	0.00	0.00	0.00
Maintenance and Operating Expenses	5029999000	23,286,166.00	22,122.92	23,308,288.92	276,608.00	693,930.16	1,342,164.80	2,007,106.43	4,319,809.39	276,608.00	693,930.16	1,342,164.80	1,420,464.43	3,733,167.39	18,988,479.53	586,642.00	0.00	0.00
Other Maintenance and Operating Expenses	5029999099	23,286,166.00	22,122.92	23,308,288.92	276,608.00	693,930.16	1,342,164.80	2,007,106.43	4,319,809.39	276,608.00	693,930.16	1,342,164.80	1,420,464.43	3,733,167.39	18,988,479.53	586,642.00	0.00	0.00
Capital Outlays		18,150,000.00	0.00	18,150,000.00	0.00	4,470,798.58	587,642.23	3,816,957.10	8,875,397.91	0.00	4,470,798.58	587,642.23	3,816,957.10	8,875,397.91	9,274,602.09	0.00	0.00	0.00
Loans Outlay	5060200000	10,350,000.00	0.00	10,350,000.00	0.00	4,470,798.58	587,642.23	3,816,957.10	8,875,397.91	0.00	4,470,798.58	587,642.23	3,816,957.10	8,875,397.91	1,474,602.09	0.00	0.00	0.00
Loans Outlay - Others	5060299000	10,350,000.00	0.00	10,350,000.00	0.00	4,470,798.58	587,642.23	3,816,957.10	8,875,397.91	0.00	4,470,798.58	587,642.23	3,816,957.10	8,875,397.91	1,474,602.09	0.00	0.00	0.00
Loans Outlay - Others	5060299000	10,350,000.00	0.00	10,350,000.00	0.00	4,470,798.58	587,642.23	3,816,957.10	8,875,397.91	0.00	4,470,798.58	587,642.23	3,816,957.10	8,875,397.91	1,474,602.09	0.00	0.00	0.00
Property, Plant and Equipment Outlay	5060400000	7,800,000.00	0.00	7,800,000.00	0.00	0.00	0.00	0.00	0.00	0.00	0.00	0.00	0.00	0.00	7,800,000.00	0.00	0.00	0.00
Land Improvements Outlay	5060402000	1,000,000.00	0.00	1,000,000.00	0.00	0.00	0.00	0.00	0.00	0.00	0.00	0.00	0.00	0.00	1,000,000.00	0.00	0.00	0.00
Other Land Improvements	5060402099	1,000,000.00	0.00	1,000,000.00	0.00	0.00	0.00	0.00	0.00	0.00	0.00	0.00	0.00	0.00	1,000,000.00	0.00	0.00	0.00


SUMMARY OF APPROVED BUDGET, UTILIZATIONS, DISBURSEMENTS AND BALANCES BY OBJECT OF EXPENDITURES

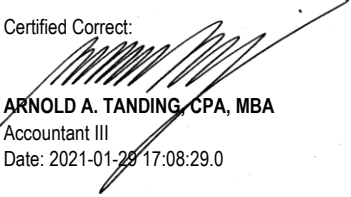
(For Off-Budgetary Funds)


As at the Quarter Ending December 31, 2020


Department :State Universities and Colleges (SUCs)
 Agency :Kalinga State University
 Operating Unit :<not applicable>
 Organization Code :08 019 0000000
 Funding Cluster :05 Internally Generated Funds
 (e.g. UACS Fund Cluster: 05-Internally Generated Funds and 06-Business Related Funds)

Particulars	UACS CODE	Approved Budget			Utilizations					Disbursements					Balances		
		Approved Budgeted Revenue	Adjustments (Reductions, Modifications/ Augmentations)	Adjusted Budgeted Revenue	1st Quarter Ending March 31	2nd Quarter Ending June 30	3rd Quarter Ending Sept. 30	4th Quarter Ending Dec. 31	Total	1st Quarter Ending March 31	2nd Quarter Ending June 30	3rd Quarter Ending Sept. 30	4th Quarter Ending Dec. 31	Total	Unutilized Budget	Unpaid Utilizations	
																Due and Demandable	Not Yet Due and Demandable
1	2	3	4	5=[3+(-)4]	6	7	8	9	10=(6+7+8+9)	11	12	13	14	15=(11+12+13+14)	16=(5-10)	17	18
Buildings and Other Structures	5060404000	5,800,000.00	0.00	5,800,000.00	0.00	0.00	0.00	0.00	0.00	0.00	0.00	0.00	0.00	0.00	5,800,000.00	0.00	0.00
Buildings	5060404001	5,800,000.00	0.00	5,800,000.00	0.00	0.00	0.00	0.00	0.00	0.00	0.00	0.00	0.00	0.00	5,800,000.00	0.00	0.00
Machinery and Equipment Outlay	5060405000	1,000,000.00	0.00	1,000,000.00	0.00	0.00	0.00	0.00	0.00	0.00	0.00	0.00	0.00	0.00	1,000,000.00	0.00	0.00
Machinery and Equipment	5060405099	1,000,000.00	0.00	1,000,000.00	0.00	0.00	0.00	0.00	0.00	0.00	0.00	0.00	0.00	0.00	1,000,000.00	0.00	0.00
GRAND TOTAL		59,130,546.00	-3,496,538.04	55,634,007.96	1,588,626.87	5,427,637.73	3,559,024.03	11,622,201.29	22,197,489.92	1,588,626.87	5,427,637.73	3,559,024.03	10,807,309.32	21,382,597.95	33,436,518.04	814,891.97	0.00

Certified Correct:

ELSIE P. ANDRES
 Budget Officer
 Date: 2021-01-29 17:08:29.0

Certified Correct:

ARNOLD A. TANDING, CPA, MBA
 Accountant III
 Date: 2021-01-29 17:08:29.0

Recommending Approval:

DANILO T. BUEN, MBA
 Director, FMS
 Date: 2021-01-29 17:09:

Approved By:

EDUARDO T. BAGTANG, CPA, DBM
 SUC President III
 Date: 2021-01-29 17:10:

This report was generated using the Unified Reporting System on 29/01/2021 17:11 version.FAR2a.1.1 ; Status : SUBMITTED

SUMMARY OF APPROVED BUDGET, UTILIZATIONS, DISBURSEMENTS AND BALANCES BY OBJECT OF EXPENDITURES

(For Off-Budgetary Funds)

As at the Quarter Ending December 31, 2020

Department :State Universities and Colleges (SUCs)
 Agency :Kalinga State University
 Operating Unit :<not applicable>
 Organization Code :08 019 0000000
 Funding Cluster :06 Business Related Funds

(e.g. UACS Fund Cluster: 01-Regular Agency Fund, 02-Foreign Assisted Projects Fund, 03-Special Account-Locally Funded/Domestic Grants Fund, and 04-Special Account-Foreign Assisted/Foreign Grants Fund)

Particulars	UACS CODE	Approved Budget			Utilizations					Disbursements					Balances		
		Approved Budgeted Revenue	Adjustments (Reductions, Modifications/ Augmentations)	Adjusted Budgeted Revenue	1st Quarter Ending March 31	2nd Quarter Ending June 30	3rd Quarter Ending Sept. 30	4th Quarter Ending Dec. 31	Total	1st Quarter Ending March 31	2nd Quarter Ending June 30	3rd Quarter Ending Sept. 30	4th Quarter Ending Dec. 31	Total	Unused Budget	Unpaid Utilizations	
																Due and Demandable	Not Yet Due and Demandable
1	2	3	4	5=[3+(-)4]	6	7	8	9	10=(6+7+8+9)	11	12	13	14	15=(11+12+13+14)	16=(5-10)	17	18
SUMMARY																	
A. Agency Specific Budget																	
Personnel Services		200,000.00	-59,065.00	140,935.00	0.00	0.00	0.00	140,935.00	140,935.00	0.00	0.00	0.00	140,935.00	140,935.00	0.00	0.00	0.00
Other Personnel Benefits	5010400000	200,000.00	-59,065.00	140,935.00	0.00	0.00	0.00	140,935.00	140,935.00	0.00	0.00	0.00	140,935.00	140,935.00	0.00	0.00	0.00
Other Personnel Benefits	5010499000	200,000.00	-59,065.00	140,935.00	0.00	0.00	0.00	140,935.00	140,935.00	0.00	0.00	0.00	140,935.00	140,935.00	0.00	0.00	0.00
Other Personnel Benefits	5010499099	200,000.00	-59,065.00	140,935.00	0.00	0.00	0.00	140,935.00	140,935.00	0.00	0.00	0.00	140,935.00	140,935.00	0.00	0.00	0.00
Maintenance and Other Operating Expenses		5,500,000.00	-2,844,194.80	2,655,805.20	705,623.69	255,119.25	586,061.75	1,109,000.51	2,655,805.20	705,623.69	255,119.25	586,061.75	884,394.31	2,431,199.00	0.00	224,606.20	0.00
Supplies and Materials Expenses	5020300000	4,050,000.00	-2,088,107.82	1,961,892.18	605,670.08	167,893.45	439,686.75	748,641.90	1,961,892.18	605,670.08	167,893.45	439,686.75	524,035.70	1,737,285.98	0.00	224,606.20	0.00
Office Supplies Expenses	5020301000	500,000.00	-263,750.00	236,250.00	137,250.00	0.00	0.00	99,000.00	236,250.00	137,250.00	0.00	0.00	99,000.00	236,250.00	0.00	0.00	0.00
Office Supplies Expenses	5020301002	500,000.00	-263,750.00	236,250.00	137,250.00	0.00	0.00	99,000.00	236,250.00	137,250.00	0.00	0.00	99,000.00	236,250.00	0.00	0.00	0.00
Fuel, Oil and Lubricants Expenses	5020309000	250,000.00	-241,165.90	8,834.10	0.00	0.00	0.00	8,834.10	8,834.10	0.00	0.00	0.00	8,834.10	8,834.10	0.00	0.00	0.00
Fuel, Oil and Lubricants Expenses	5020309000	250,000.00	-241,165.90	8,834.10	0.00	0.00	0.00	8,834.10	8,834.10	0.00	0.00	0.00	8,834.10	8,834.10	0.00	0.00	0.00
Agricultural and Marine Supplies Expenses	5020310000	1,000,000.00	-343,744.20	656,255.80	61,234.00	40,143.45	148,276.75	406,601.60	656,255.80	61,234.00	40,143.45	148,276.75	406,601.60	656,255.80	0.00	0.00	0.00
Agricultural and Marine Supplies Expenses	5020310000	1,000,000.00	-343,744.20	656,255.80	61,234.00	40,143.45	148,276.75	406,601.60	656,255.80	61,234.00	40,143.45	148,276.75	406,601.60	656,255.80	0.00	0.00	0.00
Other Supplies and Materials Expenses	5020399000	2,300,000.00	-1,239,447.72	1,060,552.28	407,186.08	127,750.00	291,410.00	234,206.20	1,060,552.28	407,186.08	127,750.00	291,410.00	9,600.00	835,946.08	0.00	224,606.20	0.00
Other Supplies and Materials Expenses	5020399000	2,300,000.00	-1,239,447.72	1,060,552.28	407,186.08	127,750.00	291,410.00	234,206.20	1,060,552.28	407,186.08	127,750.00	291,410.00	9,600.00	835,946.08	0.00	224,606.20	0.00
Utility Expenses	5020400000	200,000.00	-166,167.71	33,832.29	0.00	0.00	0.00	33,832.29	33,832.29	0.00	0.00	0.00	33,832.29	33,832.29	0.00	0.00	0.00
Electricity Expenses	5020402000	200,000.00	-166,167.71	33,832.29	0.00	0.00	0.00	33,832.29	33,832.29	0.00	0.00	0.00	33,832.29	33,832.29	0.00	0.00	0.00

SUMMARY OF APPROVED BUDGET, UTILIZATIONS, DISBURSEMENTS AND BALANCES BY OBJECT OF EXPENDITURES

(For Off-Budgetary Funds)

As at the Quarter Ending December 31, 2020

Department :State Universities and Colleges (SUCs)
 Agency :Kalinga State University
 Operating Unit :<not applicable>
 Organization Code :08 019 0000000
 Funding Cluster :06 Business Related Funds

(e.g. UACS Fund Cluster: 01-Regular Agency Fund, 02-Foreign Assisted Projects Fund, 03-Special Account-Locally Funded/Domestic Grants Fund, and 04-Special Account-Foreign Assisted/Foreign Grants Fund)

Particulars	UACS CODE	Approved Budget			Utilizations					Disbursements					Balances		
		Approved Budgeted Revenue	Adjustments (Reductions, Modifications/ Augmentations)	Adjusted Budgeted Revenue	1st Quarter Ending March 31	2nd Quarter Ending June 30	3rd Quarter Ending Sept. 30	4th Quarter Ending Dec. 31	Total	1st Quarter Ending March 31	2nd Quarter Ending June 30	3rd Quarter Ending Sept. 30	4th Quarter Ending Dec. 31	Total	Unutilized Budget	Unpaid Utilizations	
																Due and Demandable	Not Yet Due and Demandable
1	2	3	4	5=[3+(-)4]	6	7	8	9	10=(6+7+8+9)	11	12	13	14	15=(11+12+13+14)	16=(5-10)	17	18
Electricity Expenses	5020402000	200,000.00	-166,167.71	33,832.29	0.00	0.00	0.00	33,832.29	33,832.29	0.00	0.00	0.00	33,832.29	33,832.29	0.00	0.00	0.00
General Services	5021200000	674,000.00	-196,419.27	477,580.73	99,953.61	87,225.80	116,000.00	174,401.32	477,580.73	99,953.61	87,225.80	116,000.00	174,401.32	477,580.73	0.00	0.00	0.00
Other General Services	5021299000	674,000.00	-196,419.27	477,580.73	99,953.61	87,225.80	116,000.00	174,401.32	477,580.73	99,953.61	87,225.80	116,000.00	174,401.32	477,580.73	0.00	0.00	0.00
Other General Services	5021299099	674,000.00	-196,419.27	477,580.73	99,953.61	87,225.80	116,000.00	174,401.32	477,580.73	99,953.61	87,225.80	116,000.00	174,401.32	477,580.73	0.00	0.00	0.00
Repairs and Maintenance	5021300000	300,000.00	-300,000.00	0.00	0.00	0.00	0.00	0.00	0.00	0.00	0.00	0.00	0.00	0.00	0.00	0.00	0.00
Repairs and Maintenance - Buildings and Other Structures	5021304000	300,000.00	-300,000.00	0.00	0.00	0.00	0.00	0.00	0.00	0.00	0.00	0.00	0.00	0.00	0.00	0.00	0.00
Buildings	5021304001	300,000.00	-300,000.00	0.00	0.00	0.00	0.00	0.00	0.00	0.00	0.00	0.00	0.00	0.00	0.00	0.00	0.00
Labor and Wages	5021600000	126,000.00	0.00	126,000.00	0.00	0.00	30,375.00	95,625.00	126,000.00	0.00	0.00	30,375.00	95,625.00	126,000.00	0.00	0.00	0.00
Labor and Wages	5021601000	126,000.00	0.00	126,000.00	0.00	0.00	30,375.00	95,625.00	126,000.00	0.00	0.00	30,375.00	95,625.00	126,000.00	0.00	0.00	0.00
Wages	5021601000	126,000.00	0.00	126,000.00	0.00	0.00	30,375.00	95,625.00	126,000.00	0.00	0.00	30,375.00	95,625.00	126,000.00	0.00	0.00	0.00
Other Maintenance and Operating Expenses	5029900000	150,000.00	-93,500.00	56,500.00	0.00	0.00	0.00	56,500.00	56,500.00	0.00	0.00	0.00	56,500.00	56,500.00	0.00	0.00	0.00
Maintenance and Operating Expenses	5029999000	150,000.00	-93,500.00	56,500.00	0.00	0.00	0.00	56,500.00	56,500.00	0.00	0.00	0.00	56,500.00	56,500.00	0.00	0.00	0.00
Other Maintenance and Operating Expenses	5029999099	150,000.00	-93,500.00	56,500.00	0.00	0.00	0.00	56,500.00	56,500.00	0.00	0.00	0.00	56,500.00	56,500.00	0.00	0.00	0.00
Capital Outlays		1,300,000.00	-361,381.56	938,618.44	0.00	0.00	392,999.00	72,900.00	465,899.00	0.00	0.00	392,999.00	72,900.00	465,899.00	472,719.44	0.00	0.00
Property, Plant and Equipment Outlay	5060400000	1,300,000.00	-361,381.56	938,618.44	0.00	0.00	392,999.00	72,900.00	465,899.00	0.00	0.00	392,999.00	72,900.00	465,899.00	472,719.44	0.00	0.00
Machinery and Equipment Outlay	5060405000	1,000,000.00	-61,381.56	938,618.44	0.00	0.00	392,999.00	72,900.00	465,899.00	0.00	0.00	392,999.00	72,900.00	465,899.00	472,719.44	0.00	0.00
Information and Communication Technology Equipment	5060405003	500,000.00	0.00	500,000.00	0.00	0.00	0.00	72,900.00	72,900.00	0.00	0.00	0.00	72,900.00	72,900.00	427,100.00	0.00	0.00
Machinery and Equipment	5060405099	500,000.00	-61,381.56	438,618.44	0.00	0.00	392,999.00	0.00	392,999.00	0.00	0.00	392,999.00	0.00	392,999.00	45,619.44	0.00	0.00
Furniture, Fixtures and Books Outlay	5060407000	300,000.00	-300,000.00	0.00	0.00	0.00	0.00	0.00	0.00	0.00	0.00	0.00	0.00	0.00	0.00	0.00	0.00

SUMMARY OF APPROVED BUDGET, UTILIZATIONS, DISBURSEMENTS AND BALANCES BY OBJECT OF EXPENDITURES

(For Off-Budgetary Funds)


As at the Quarter Ending December 31, 2020

Department :State Universities and Colleges (SUCs)
 Agency :Kalinga State University
 Operating Unit :<not applicable>
 Organization Code :08 019 0000000
 Funding Cluster :06 Business Related Funds

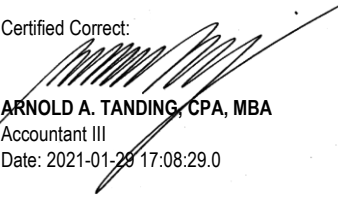
(e.g. UACS Fund Cluster: 01-Regular Agency Fund, 02-Foreign Assisted Projects Fund, 03-Special Account-Locally Funded/Domestic Grants Fund, and 04-Special Account-Foreign Assisted/Foreign Grants Fund)

Particulars	UACS CODE	Approved Budget			Utilizations					Disbursements					Balances			
		Approved Budgeted Revenue	Adjustments (Reductions, Modifications/ Augmentations)	Adjusted Budgeted Revenue	1st Quarter Ending March 31	2nd Quarter Ending June 30	3rd Quarter Ending Sept. 30	4th Quarter Ending Dec. 31	Total	1st Quarter Ending March 31	2nd Quarter Ending June 30	3rd Quarter Ending Sept. 30	4th Quarter Ending Dec. 31	Total	Unused Budget	Unpaid Utilizations		
																Due and Demandable	Not Yet Due and Demandable	
1	2	3	4	5=[3+(-)4]	6	7	8	9	10=(6+7+8+9)	11	12	13	14	15=(11+12+13+14)	16=(5-10)	17	18	
Furniture and Fixtures	5060407001	300,000.00	-300,000.00	0.00	0.00	0.00	0.00	0.00	0.00	0.00	0.00	0.00	0.00	0.00	0.00	0.00	0.00	0.00
GRAND TOTAL		7,000,000.00	-3,264,641.36	3,735,358.64	705,623.69	255,119.25	979,060.75	1,322,835.51	3,262,639.20	705,623.69	255,119.25	979,060.75	1,098,229.31	3,038,033.00	472,719.44	224,606.20	0.00	


Certified Correct:


ELSIE P. ANDRES
 Budget Officer
 Date: 2021-01-29 17:08:29.0


Certified Correct:


ARNOLD A. TANDING, CPA, MBA
 Accountant III
 Date: 2021-01-29 17:08:29.0

Recommending Approval:


DANILO T. BUEN, MBA
 Director, FMS
 Date: 2021-01-29 17:09:

Approved By:


EDUARDO T. BAGTANG, CPA, DBM
 SUC President III
 Date: 2021-01-29 17:10:

This report was generated using the Unified Reporting System on 29/01/2021 17:12 version.FAR2a.1.1 ; Status : SUBMITTED


SUMMARY OF APPROVED BUDGET, UTILIZATIONS, DISBURSEMENTS AND BALANCES BY OBJECT OF EXPENDITURES

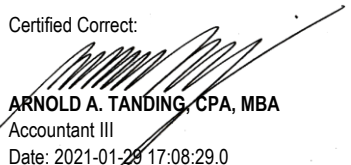
(For Off-Budgetary Funds)


As at the Quarter Ending December 31, 2020


Department :State Universities and Colleges (SUCs)
 Agency :Kalinga State University
 Operating Unit :<not applicable>
 Organization Code :08 019 0000000
 Funding Cluster :07 Trust Receipts
 (e.g. UACS Fund Cluster: 05-Internally Generated Funds and 06-Business Related Funds)

Particulars	UACS CODE	Approved Budget			Utilizations					Disbursements					Balances		
		Approved Budgeted Revenue	Adjustments (Reductions, Modifications/ Augmentations)	Adjusted Budgeted Revenue	1st Quarter Ending March 31	2nd Quarter Ending June 30	3rd Quarter Ending Sept. 30	4th Quarter Ending Dec. 31	Total	1st Quarter Ending March 31	2nd Quarter Ending June 30	3rd Quarter Ending Sept. 30	4th Quarter Ending Dec. 31	Total	Unutilized Budget	Unpaid Utilizations	
																Due and Demandable	Not Yet Due and Demandable
1	2	3	4	5=[3+(-)4]	6	7	8	9	10=(6+7+8+9)	11	12	13	14	15=(11+12+13+14)	16=(5-10)	17	18
SUMMARY																	
A. Agency Specific Budget																	
Maintenance and Other Operating Expenses		12,431,455.44	85,176,756.02	97,608,211.46	22,161,827.79	4,655,753.40	16,792,016.50	38,738,822.55	82,348,420.24	22,161,827.79	4,655,753.40	16,792,016.50	38,047,285.03	81,656,882.72	15,259,791.22	691,537.52	0.00
Training and Scholarship Expenses	5020200000	6,402,062.54	83,464,665.00	89,866,727.54	21,518,140.87	4,404,748.00	16,066,350.46	37,474,524.55	79,463,763.88	21,518,140.87	4,404,748.00	16,066,350.46	37,366,147.55	79,355,386.88	10,402,963.66	108,377.00	0.00
Scholarship Grants/Expenses	5020202000	6,402,062.54	83,464,665.00	89,866,727.54	21,518,140.87	4,404,748.00	16,066,350.46	37,474,524.55	79,463,763.88	21,518,140.87	4,404,748.00	16,066,350.46	37,366,147.55	79,355,386.88	10,402,963.66	108,377.00	0.00
Grants/Expenses	5020202000	6,402,062.54	83,464,665.00	89,866,727.54	21,518,140.87	4,404,748.00	16,066,350.46	37,474,524.55	79,463,763.88	21,518,140.87	4,404,748.00	16,066,350.46	37,366,147.55	79,355,386.88	10,402,963.66	108,377.00	0.00
Other Maintenance and Operating Expenses	5029900000	6,029,392.90	1,712,091.02	7,741,483.92	643,686.92	251,005.40	725,666.04	1,264,298.00	2,884,656.36	643,686.92	251,005.40	725,666.04	681,137.48	2,301,495.84	4,856,827.56	583,160.52	0.00
Maintenance and Operating Expenses	5029999000	6,029,392.90	1,712,091.02	7,741,483.92	643,686.92	251,005.40	725,666.04	1,264,298.00	2,884,656.36	643,686.92	251,005.40	725,666.04	681,137.48	2,301,495.84	4,856,827.56	583,160.52	0.00
Other Maintenance and Operating Expenses	5029999099	6,029,392.90	1,712,091.02	7,741,483.92	643,686.92	251,005.40	725,666.04	1,264,298.00	2,884,656.36	643,686.92	251,005.40	725,666.04	681,137.48	2,301,495.84	4,856,827.56	583,160.52	0.00
Capital Outlays		1,380,000.00	15,120,000.00	16,500,000.00	0.00	0.00	9,970,000.00	4,979,128.59	14,949,128.59	0.00	0.00	0.00	10,818,869.29	10,818,869.29	1,550,871.41	4,130,259.30	0.00
Property, Plant and Equipment Outlay	5060400000	1,380,000.00	15,120,000.00	16,500,000.00	0.00	0.00	9,970,000.00	4,979,128.59	14,949,128.59	0.00	0.00	0.00	10,818,869.29	10,818,869.29	1,550,871.41	4,130,259.30	0.00
Buildings and Other Structures	5060404000	0.00	3,389,029.62	3,389,029.62	0.00	0.00	0.00	3,248,158.21	3,248,158.21	0.00	0.00	0.00	728,869.29	728,869.29	140,871.41	2,519,288.92	0.00
Buildings	5060404001	0.00	3,389,029.62	3,389,029.62	0.00	0.00	0.00	3,248,158.21	3,248,158.21	0.00	0.00	0.00	728,869.29	728,869.29	140,871.41	2,519,288.92	0.00
Machinery and Equipment Outlay	5060405000	1,380,000.00	11,730,970.38	13,110,970.38	0.00	0.00	9,970,000.00	1,730,970.38	11,700,970.38	0.00	0.00	0.00	10,090,000.00	10,090,000.00	1,410,000.00	1,610,970.38	0.00
Machinery and Equipment	5060405099	1,380,000.00	11,730,970.38	13,110,970.38	0.00	0.00	9,970,000.00	1,730,970.38	11,700,970.38	0.00	0.00	0.00	10,090,000.00	10,090,000.00	1,410,000.00	1,610,970.38	0.00
GRAND TOTAL		13,811,455.44	100,296,756.02	114,108,211.46	22,161,827.79	4,655,753.40	26,762,016.50	43,717,951.14	97,297,548.83	22,161,827.79	4,655,753.40	16,792,016.50	48,866,154.32	92,475,752.01	16,810,662.63	4,821,796.82	0.00

Certified Correct:

ELSIE P. ANDRES
 Budget Officer
 Date: 2021-01-29 17:08:29.0

Certified Correct:

ARNOLD A. TANDING, CPA, MBA
 Accountant III
 Date: 2021-01-29 17:08:29.0

Recommending Approval:

DANILO T. BUEN, MBA
 Director, FMS
 Date: 2021-01-29 17:09:29.0

Approved By:

EDUARDO T. BAGTANG, CPA, DBM
 SUC President III
 Date: 2021-01-29 17:10:29.0

AGING OF UNPAID OBLIGATION
As at December 31, 2020

Department : State Universities and Colleges (SUCs)
Agency : Kalinga State University
Operating Unit : N/A
Organization Code (UACS) : 08019000000

Name of Creditors	Obligation Request and Status			AGING OF UNPAID OBLIGATION							
	Number	Date	Amount	Amount	90 days & below	91 to 180 days	181 to 270 days	271 to 365/366 days	More than 1 year but less than 2 years	More than 2 years	Remarks
1	2	3	4	5=(6+7+8+9+10+11)	6	7	8	9	10	11	12
A. Due and Demandable Obligation (Accounts Payable)*			111,970,976.96	111,970,976.96	15,932.27	0.00	0.00	44,535,142.06	24,569,359.95	42,850,542.68	
A. 1 Current Year's Appropriations			15,932.27	15,932.27	15,932.27	0.00	0.00	0.00	0.00	0.00	
PHILIPPINE HEALTH INSURANCE CORPORATION	01-01101101-2020-12-01485	2020-12-02	1,469.68	1,469.68	1,469.68	0.00	0.00	0.00	0.00	0.00	
GOVERNMENT SERVICE INSURANCE SYSTEM	01-01101101-2020-12-01789	2020-12-23	400.00	400.00	400.00	0.00	0.00	0.00	0.00	0.00	
PHILIPPINE HEALTH INSURANCE CORPORATION	01-01101101-2020-11-01413	2020-11-19	1,469.72	1,469.72	1,469.72	0.00	0.00	0.00	0.00	0.00	
GOVERNMENT SERVICE INSURANCE SYSTEM	01-01101101-2020-12-01759	2020-12-23	3,012.89	3,012.89	3,012.89	0.00	0.00	0.00	0.00	0.00	
GOVERNMENT SERVICE INSURANCE SYSTEM	01-01101101-2020-12-01760	2020-12-23	2,204.55	2,204.55	2,204.55	0.00	0.00	0.00	0.00	0.00	
GOVERNMENT SERVICE INSURANCE SYSTEM	01-01101101-2020-12-01761	2020-12-23	2,204.55	2,204.55	2,204.55	0.00	0.00	0.00	0.00	0.00	
GOVERNMENT SERVICE INSURANCE SYSTEM	01-01101101-2020-12-01707	2020-12-22	23.36	23.36	23.36	0.00	0.00	0.00	0.00	0.00	
BRIAN P. BUSLIG	01-01101101-2020-12-01714	2020-12-22	5,147.52	5,147.52	5,147.52	0.00	0.00	0.00	0.00	0.00	
Sub-total			15,932.27	15,932.27	15,932.27	0.00	0.00	0.00	0.00	0.00	
A.2 Prior Years' Appropriations			111,955,044.69	111,955,044.69	0.00	0.00	0.00	44,535,142.06	24,569,359.95	42,850,542.68	
CHULANA, ANGELA D.	02-01101101-2017-12-02736	2017-12-29	10,000.00	10,000.00	0.00	0.00	0.00	0.00	0.00	10,000.00	
DULLIYAO, JEANELLE C.	02-01101101-2017-12-02736	2017-12-29	6,630.00	6,630.00	0.00	0.00	0.00	0.00	0.00	6,630.00	
GALLAMOY, PRENCES JOY M.	02-01101101-2017-12-02736	2017-12-29	6,430.00	6,430.00	0.00	0.00	0.00	0.00	0.00	6,430.00	
GUMILAO, DHAFNEE KEITH S.	02-01101101-2017-12-02736	2017-12-29	4,830.00	4,830.00	0.00	0.00	0.00	0.00	0.00	4,830.00	
LISALIS, MARITES B.	02-01101101-2017-12-02736	2017-12-29	6,730.00	6,730.00	0.00	0.00	0.00	0.00	0.00	6,730.00	
MASSED, GRETCHEN D.	02-01101101-2017-12-02736	2017-12-29	4,830.00	4,830.00	0.00	0.00	0.00	0.00	0.00	4,830.00	
PUGYAO, PAULINA G.	02-01101101-2017-12-02736	2017-12-29	730.00	730.00	0.00	0.00	0.00	0.00	0.00	730.00	
SIEG, DEXTER M.	02-01101101-2017-12-02736	2017-12-29	4,830.00	4,830.00	0.00	0.00	0.00	0.00	0.00	4,830.00	
TANGGUIYAC, RENALYN T.	02-01101101-2017-12-02736	2017-12-29	6,060.00	6,060.00	0.00	0.00	0.00	0.00	0.00	6,060.00	
WANASON, ROMNICK P.	02-01101101-2017-12-02736	2017-12-29	6,630.00	6,630.00	0.00	0.00	0.00	0.00	0.00	6,630.00	
MARLITA E. QUESADA	02-01101101-2018-08-01611	2018-08-06	800.00	800.00	0.00	0.00	0.00	0.00	800.00	0.00	
MAY JOSEFA S. BUSLIG	02-01101101-2018-10-02346	2018-10-15	7,880.00	7,880.00	0.00	0.00	0.00	0.00	7,880.00	0.00	
KINGSQUARE DAVIDSON HOTEL & RESTAURANT	02-01101101-2018-11-02586	2018-11-07	59,370.00	59,370.00	0.00	0.00	0.00	0.00	59,370.00	0.00	
CATHERINE C. CAWAYAN	02-01101101-2018-12-03289	2018-12-19	480.00	480.00	0.00	0.00	0.00	0.00	480.00	0.00	

AGING OF UNPAID OBLIGATION

As at December 31, 2020

Department : State Universities and Colleges (SUCs)

Agency : Kalinga State University

Operating Unit : N/A

Organization Code (UACS) : 08019000000

Name of Creditors	Obligation Request and Status			AGING OF UNPAID OBLIGATION								
	Number	Date	Amount	Amount	90 days & below	91 to 180 days	181 to 270 days	271 to 365/366 days	More than 1 year but less than 2 years	More than 2 years	Remarks	
	1	2	3	4	5=(6+7+8+9+10+11)	6	7	8	9	10	11	12
GRACE ESMERALDA L. LOPEZ	02-01101101-2018-12-03289	2018-12-19	480.00	480.00	0.00	0.00	0.00	0.00	480.00	0.00		
LUZVIMINDA C. BASNIC	02-01101101-2018-12-03289	2018-12-19	480.00	480.00	0.00	0.00	0.00	0.00	480.00	0.00		
ROSE S. MUKAY	02-01101101-2018-12-03289	2018-12-19	480.00	480.00	0.00	0.00	0.00	0.00	480.00	0.00		
BEVERLY MAY V. OCAB	02-01101101-2018-12-03341	2018-12-27	480.00	480.00	0.00	0.00	0.00	0.00	480.00	0.00		
GNF GENERAL MERCHANDISE	02-01101101-2019-10-01628	2019-10-14	778,872.66	778,872.66	0.00	0.00	0.00	778,872.66	0.00	0.00		
KSU BAO	02-01101101-2019-12-02329	2019-12-27	7,000.00	7,000.00	0.00	0.00	0.00	7,000.00	0.00	0.00		
GOLDEN BERRIES HOTEL & CONVENTION CENTER	02-01101101-2019-12-02356	2019-12-27	51,000.00	51,000.00	0.00	0.00	0.00	51,000.00	0.00	0.00		
CALEB'S CATERING	02-01101101-2019-12-02371	2019-12-27	18,400.00	18,400.00	0.00	0.00	0.00	18,400.00	0.00	0.00		
PHILIPPINE ASSOCIATION OF LAW SCHOOLS	02-01101101-2019-12-02397	2019-12-27	5,000.00	5,000.00	0.00	0.00	0.00	5,000.00	0.00	0.00		
HGW=3 ENGINEERING AND CONSTRUCTION	06-01101101-2017-11-02046	2017-11-02	139,711.70	139,711.70	0.00	0.00	0.00	0.00	0.00	139,711.70		
TNJ BUILDERS	06-01101101-2017-12-02691	2017-12-29	129,067.95	129,067.95	0.00	0.00	0.00	0.00	0.00	129,067.95		
ALLAN JAY CUBIT	06-01101101-2018-12-03300	2018-12-19	360.00	360.00	0.00	0.00	0.00	0.00	360.00	0.00		
GACOSCOS CONSTRUCTION	06-01101101-2019-12-02416	2019-12-27	787,858.44	787,858.44	0.00	0.00	0.00	787,858.44	0.00	0.00		
GUYAGOY, JAY MARK M.	02-01101101-2017-12-02734	2017-12-29	10,500.00	10,500.00	0.00	0.00	0.00	0.00	0.00	10,500.00		
CAMERON P. ODSEY	01-01101101-2018-08-01610	2018-08-06	2,000.00	2,000.00	0.00	0.00	0.00	0.00	2,000.00	0.00		
MENZIE O. KUENGAN	01-01101101-2018-12-03380	2018-12-28	2,000.00	2,000.00	0.00	0.00	0.00	0.00	2,000.00	0.00		
SAPPA, NORLY L.	02-01101101-2017-12-02734	2017-12-29	14,000.00	14,000.00	0.00	0.00	0.00	0.00	0.00	14,000.00		
BADDONGON, JOHNWIN B.	02-01101101-2017-12-02735	2017-12-29	35,595.00	35,595.00	0.00	0.00	0.00	0.00	0.00	35,595.00		
BULA-AY, RONABETH L.	02-01101101-2017-12-02735	2017-12-29	37,160.00	37,160.00	0.00	0.00	0.00	0.00	0.00	37,160.00		
DULAN, JEDDY JOSE B.	02-01101101-2017-12-02736	2017-12-29	14,000.00	14,000.00	0.00	0.00	0.00	0.00	0.00	14,000.00		
FAYCHAN, ADELBERT T.	02-01101101-2017-12-02735	2017-12-29	26,500.00	26,500.00	0.00	0.00	0.00	0.00	0.00	26,500.00		
RIVERA, FRANCES DANICA P.	02-01101101-2017-12-02735	2017-12-29	21,220.00	21,220.00	0.00	0.00	0.00	0.00	0.00	21,220.00		
AGOTO, REGULOS JR. N.	02-01101101-2017-12-02736	2017-12-29	890.00	890.00	0.00	0.00	0.00	0.00	0.00	890.00		
AMPAC, JARIELY SHANE P.	02-01101101-2017-12-02736	2017-12-29	6,030.00	6,030.00	0.00	0.00	0.00	0.00	0.00	6,030.00		
ANGLI, EFFIE MAE B.	02-01101101-2017-12-02736	2017-12-29	6,630.00	6,630.00	0.00	0.00	0.00	0.00	0.00	6,630.00		
ATULBA, AMY M.	02-01101101-2017-12-02736	2017-12-29	6,260.00	6,260.00	0.00	0.00	0.00	0.00	0.00	6,260.00		
BATTAWANG, JOVY N.	02-01101101-2017-12-02736	2017-12-29	6,530.00	6,530.00	0.00	0.00	0.00	0.00	0.00	6,530.00		
CABUDOL, KRISTINE CLAIRE C.	02-01101101-2017-12-02736	2017-12-29	5,860.00	5,860.00	0.00	0.00	0.00	0.00	0.00	5,860.00		
DALOWOG, ALPHA MIA D.	02-01101101-2017-12-02736	2017-12-29	4,830.00	4,830.00	0.00	0.00	0.00	0.00	0.00	4,830.00		
DUMAGUING, JESLI P.	02-01101101-2017-12-02736	2017-12-29	6,630.00	6,630.00	0.00	0.00	0.00	0.00	0.00	6,630.00		
GALWAGAO, JEMBOL B.	02-01101101-2017-12-02736	2017-12-29	6,160.00	6,160.00	0.00	0.00	0.00	0.00	0.00	6,160.00		

AGING OF UNPAID OBLIGATION
As at December 31, 2020

Department : State Universities and Colleges (SUCs)
Agency : Kalinga State University
Operating Unit : N/A
Organization Code (UACS) : 08019000000

Name of Creditors	Obligation Request and Status			AGING OF UNPAID OBLIGATION							
	Number	Date	Amount	Amount	90 days & below	91 to 180 days	181 to 270 days	271 to 365/366 days	More than 1 year but less than 2 years	More than 2 years	Remarks
1	2	3	4	5=(6+7+8+9+10+11)	6	7	8	9	10	11	12
KISOB, MITCH A.	02-01101101-2017-12-02736	2017-12-29	5,830.00	5,830.00	0.00	0.00	0.00	0.00	0.00	5,830.00	
LUIS, ANGELICA D.	02-01101101-2017-12-02736	2017-12-29	760.00	760.00	0.00	0.00	0.00	0.00	0.00	760.00	
MINA, FREDALYN E.	02-01101101-2017-12-02736	2017-12-29	6,060.00	6,060.00	0.00	0.00	0.00	0.00	0.00	6,060.00	
REYES, RHEYZEL JOYCE L.	02-01101101-2017-12-02736	2017-12-29	6,430.00	6,430.00	0.00	0.00	0.00	0.00	0.00	6,430.00	
SIMANGON, KIMBERLY KEITH G.	02-01101101-2017-12-02736	2017-12-29	6,230.00	6,230.00	0.00	0.00	0.00	0.00	0.00	6,230.00	
TEPPANG, JULIE G.	02-01101101-2017-12-02736	2017-12-29	4,830.00	4,830.00	0.00	0.00	0.00	0.00	0.00	4,830.00	
WINGNGA, RICA T.	02-01101101-2017-12-02736	2017-12-29	5,130.00	5,130.00	0.00	0.00	0.00	0.00	0.00	5,130.00	
JAMESON L. LOPEZ	02-01101101-2018-08-01612	2018-08-06	4,219.00	4,219.00	0.00	0.00	0.00	0.00	4,219.00	0.00	
CHRISTINA LYN A. ESPITA	02-01101101-2018-10-02392	2018-10-17	10,800.00	10,800.00	0.00	0.00	0.00	0.00	10,800.00	0.00	
JOHNNY D. WAYET	02-01101101-2018-11-02633	2018-11-09	1,840.00	1,840.00	0.00	0.00	0.00	0.00	1,840.00	0.00	
CATHERINE N. ANCHETA	02-01101101-2018-12-03289	2018-12-19	480.00	480.00	0.00	0.00	0.00	0.00	480.00	0.00	
GRETCHEN C. DAWATON	02-01101101-2018-12-03289	2018-12-19	480.00	480.00	0.00	0.00	0.00	0.00	480.00	0.00	
LYNLYN M. BAWAGAN	02-01101101-2018-12-03289	2018-12-19	480.00	480.00	0.00	0.00	0.00	0.00	480.00	0.00	
SUDEMAI PAULINE D. BUEN	02-01101101-2018-12-03289	2018-12-19	480.00	480.00	0.00	0.00	0.00	0.00	480.00	0.00	
GOLDEN BERRIES HOTEL & CONVENTION CENTER	02-01101101-2018-12-03365	2018-12-28	185,476.00	185,476.00	0.00	0.00	0.00	0.00	185,476.00	0.00	
LIGHTHOUSE COOPERATIVE	02-01101101-2019-11-01786	2019-11-07	13,500.00	13,500.00	0.00	0.00	0.00	13,500.00	0.00	0.00	
KSU BAO	02-01101101-2019-12-02332	2019-12-27	35,000.00	35,000.00	0.00	0.00	0.00	35,000.00	0.00	0.00	
GOLDEN BERRIES HOTEL & CONVENTION CENTER	02-01101101-2019-12-02359	2019-12-27	11,200.00	11,200.00	0.00	0.00	0.00	11,200.00	0.00	0.00	
EMELIA'S KITCHENETTE	02-01101101-2019-12-02373	2019-12-27	18,900.00	18,900.00	0.00	0.00	0.00	18,900.00	0.00	0.00	
ASCU-SN	02-01101101-2019-12-02398	2019-12-27	10,000.00	10,000.00	0.00	0.00	0.00	10,000.00	0.00	0.00	
HILLSTONE BUILDERS	06-01101101-2017-11-02046	2017-11-02	1,991,510.24	1,991,510.24	0.00	0.00	0.00	0.00	0.00	1,991,510.24	
MALABONG CONSTRUCTION SUPPLY	06-01101101-2017-12-02692	2017-12-29	1,308,452.42	1,308,452.42	0.00	0.00	0.00	0.00	0.00	1,308,452.42	
TOPGUN SPORTING GOODS INC.	06-01101101-2018-12-03378	2018-12-28	68,000.00	68,000.00	0.00	0.00	0.00	0.00	68,000.00	0.00	
HOME DEVELOPMENT MUTUAL FUND	01-01104102-2018-12-03392	2018-12-28	500.00	500.00	0.00	0.00	0.00	0.00	500.00	0.00	
GOVERNMENT SERVICE INSURANCE SYSTEM	01-01101101-2017-12-02446	2017-12-15	18,335.68	18,335.68	0.00	0.00	0.00	0.00	0.00	18,335.68	
LAMBAYONG, NICKOLSON I.	02-01101101-2017-12-02734	2017-12-29	14,000.00	14,000.00	0.00	0.00	0.00	0.00	0.00	14,000.00	
GUIA PEARL B. BUGAYONG	01-01101101-2018-08-01696	2018-08-08	12,658.75	12,658.75	0.00	0.00	0.00	0.00	12,658.75	0.00	
CYNTHIA C. DAWEY	01-01101101-2018-12-03381	2018-12-28	1,000.00	1,000.00	0.00	0.00	0.00	0.00	1,000.00	0.00	

AGING OF UNPAID OBLIGATION
As at December 31, 2020

Department : State Universities and Colleges (SUCs)
Agency : Kalinga State University
Operating Unit : N/A
Organization Code (UACS) : 080190000000

Name of Creditors	Obligation Request and Status			AGING OF UNPAID OBLIGATION							
	Number	Date	Amount	Amount	90 days & below	91 to 180 days	181 to 270 days	271 to 365/366 days	More than 1 year but less than 2 years	More than 2 years	Remarks
1	2	3	4	5=(6+7+8+9+10+11)	6	7	8	9	10	11	12
GOVERNMENT SERVICE INSURANCE SYSTEM	01-01104102-2018-12-03385	2018-12-28	2,028.86	2,028.86	0.00	0.00	0.00	0.00	2,028.86	0.00	
LONEZA CARBONEL	02-01101101-2017-11-02054	2017-11-03	1,920.00	1,920.00	0.00	0.00	0.00	0.00	0.00	1,920.00	
GNF GEN. MDSE	02-01101101-2017-12-02693	2017-12-29	24,000.00	24,000.00	0.00	0.00	0.00	0.00	0.00	24,000.00	
ESPITA, JEFFREY A.	02-01101101-2017-12-02734	2017-12-29	14,000.00	14,000.00	0.00	0.00	0.00	0.00	0.00	14,000.00	
GARUNAY, JESRAEL P.	02-01101101-2017-12-02735	2017-12-29	14,225.00	14,225.00	0.00	0.00	0.00	0.00	0.00	14,225.00	
SOCO, ALLAN R.	02-01101101-2017-12-02735	2017-12-29	4,170.00	4,170.00	0.00	0.00	0.00	0.00	0.00	4,170.00	
AGTARON, BRIAN B.	02-01101101-2017-12-02736	2017-12-29	6,060.00	6,060.00	0.00	0.00	0.00	0.00	0.00	6,060.00	
ANDAM, ART MENDEL G.	02-01101101-2017-12-02736	2017-12-29	1,240.00	1,240.00	0.00	0.00	0.00	0.00	0.00	1,240.00	
BALWEG, BRILET D.	02-01101101-2017-12-02736	2017-12-29	7,205.00	7,205.00	0.00	0.00	0.00	0.00	0.00	7,205.00	
AWINGAN, CHERRY BELLE B.	02-01101101-2017-12-02736	2017-12-29	5,835.00	5,835.00	0.00	0.00	0.00	0.00	0.00	5,835.00	
BATURI, JENNIFER T.	02-01101101-2017-12-02736	2017-12-29	4,830.00	4,830.00	0.00	0.00	0.00	0.00	0.00	4,830.00	
CAMILO, MARIEL M.	02-01101101-2017-12-02736	2017-12-29	7,530.00	7,530.00	0.00	0.00	0.00	0.00	0.00	7,530.00	
DAWIGOY, BITCINE B.	02-01101101-2017-12-02736	2017-12-29	5,860.00	5,860.00	0.00	0.00	0.00	0.00	0.00	5,860.00	
DUMAYAG, CLAIRE A.	02-01101101-2017-12-02736	2017-12-29	7,360.00	7,360.00	0.00	0.00	0.00	0.00	0.00	7,360.00	
GANAB, JUDY ANN S.	02-01101101-2017-12-02736	2017-12-29	4,830.00	4,830.00	0.00	0.00	0.00	0.00	0.00	4,830.00	
LAMBAYONG, NICKOLSON I.	02-01101101-2017-12-02736	2017-12-29	10,000.00	10,000.00	0.00	0.00	0.00	0.00	0.00	10,000.00	
LUPA, BABYLYN L.	02-01101101-2017-12-02736	2017-12-29	6,530.00	6,530.00	0.00	0.00	0.00	0.00	0.00	6,530.00	
PALANGDAO, ARLYN L.	02-01101101-2017-12-02736	2017-12-29	6,095.00	6,095.00	0.00	0.00	0.00	0.00	0.00	6,095.00	
ROSARIO, RIZA B.	02-01101101-2017-12-02736	2017-12-29	5,370.00	5,370.00	0.00	0.00	0.00	0.00	0.00	5,370.00	
SITDAWAG, MARY ROSE G.	02-01101101-2017-12-02736	2017-12-29	6,230.00	6,230.00	0.00	0.00	0.00	0.00	0.00	6,230.00	
TUMAMMAN, PHOEBE O.	02-01101101-2017-12-02736	2017-12-29	6,060.00	6,060.00	0.00	0.00	0.00	0.00	0.00	6,060.00	
MARY C. SARNE	02-01101101-2017-12-02739	2017-12-29	356,000.00	356,000.00	0.00	0.00	0.00	0.00	0.00	356,000.00	
KING'S HARDWARE & GEN. MDSE	02-01101101-2018-08-01814	2018-08-16	734.00	734.00	0.00	0.00	0.00	0.00	734.00	0.00	
BRENT B. MARTINEZ	02-01101101-2018-10-02400	2018-10-18	9,380.00	9,380.00	0.00	0.00	0.00	0.00	9,380.00	0.00	
LONEZA G. CARBONEL	02-01101101-2018-11-02918	2018-11-28	6,660.00	6,660.00	0.00	0.00	0.00	0.00	6,660.00	0.00	
CHRISTOPHER A. AGUSTIN	02-01101101-2018-12-03289	2018-12-19	480.00	480.00	0.00	0.00	0.00	0.00	480.00	0.00	
GRETHEN C. TUQUILAR	02-01101101-2018-12-03289	2018-12-19	480.00	480.00	0.00	0.00	0.00	0.00	480.00	0.00	
MARILOU D. ALNGAG	02-01101101-2018-12-03289	2018-12-19	480.00	480.00	0.00	0.00	0.00	0.00	480.00	0.00	
VEE LARISE P. BALI	02-01101101-2018-12-03289	2018-12-19	480.00	480.00	0.00	0.00	0.00	0.00	480.00	0.00	
GOLDEN BERRIES HOTEL & CONVENTION CENTER	02-01101101-2018-12-03368	2018-12-28	122,079.00	122,079.00	0.00	0.00	0.00	0.00	122,079.00	0.00	

AGING OF UNPAID OBLIGATION
As at December 31, 2020

Department : State Universities and Colleges (SUCs)
Agency : Kalinga State University
Operating Unit : N/A
Organization Code (UACS) : 080190000000

Name of Creditors	Obligation Request and Status			AGING OF UNPAID OBLIGATION							Remarks
	Number	Date	Amount	Amount	90 days & below	91 to 180 days	181 to 270 days	271 to 365/366 days	More than 1 year but less than 2 years	More than 2 years	
1	2	3	4	5=(6+7+8+9+10+11)	6	7	8	9	10	11	12
MALABONG CONSTRUCTION SUPPLY & GEN.MDSE.	02-01101101-2019-12-02045	2019-12-06	17,634.30	17,634.30	0.00	0.00	0.00	17,634.30	0.00	0.00	
EMELIA'S KITCHENETTE	02-01101101-2019-12-02340	2019-12-27	8,250.00	8,250.00	0.00	0.00	0.00	8,250.00	0.00	0.00	
GOLDEN BERRIES HOTEL & CONVENTION CENTER	02-01101101-2019-12-02360	2019-12-27	10,800.00	10,800.00	0.00	0.00	0.00	10,800.00	0.00	0.00	
EMELIA'S KITCHENETTE	02-01101101-2019-12-02375	2019-12-27	27,000.00	27,000.00	0.00	0.00	0.00	27,000.00	0.00	0.00	
ROSE ANN CONSTRUCTION AND GENERAL MERCHANDISE	02-01101101-2019-12-02412	2019-12-27	137,057.16	137,057.16	0.00	0.00	0.00	137,057.16	0.00	0.00	
UPLAND CONSTRUCTION AND ENGINEERING SERVICES	06-01101101-2017-11-02134	2017-11-13	4,925,367.28	4,925,367.28	0.00	0.00	0.00	0.00	0.00	4,925,367.28	
ALCEL CONSTRUCTION	06-01101101-2017-12-02731	2017-12-29	1,551,819.64	1,551,819.64	0.00	0.00	0.00	0.00	0.00	1,551,819.64	
HILLSTONE BUILDERS	06-01101101-2019-06-00958	2019-06-25	1,488,415.23	1,488,415.23	0.00	0.00	0.00	1,488,415.23	0.00	0.00	
GOVERNMENT SERVICE INSURANCE SYSTEM	01-01101101-2017-12-02446	2017-12-15	495,592.22	495,592.22	0.00	0.00	0.00	0.00	0.00	495,592.22	
GOVERNMENT SERVICE INSURANCE SYSTEM	01-01101101-2018-06-01197	2018-06-11	1,993.41	1,993.41	0.00	0.00	0.00	0.00	1,993.41	0.00	
GOVERNMENT SERVICE INSURANCE SYSTEM	01-01101101-2018-09-02137	2018-09-26	3,986.82	3,986.82	0.00	0.00	0.00	0.00	3,986.82	0.00	
JONA APRIL ACOSTA	01-01101101-2018-12-03382	2018-12-28	1,000.00	1,000.00	0.00	0.00	0.00	0.00	1,000.00	0.00	
WA-ACON, CHAD A.	02-01101101-2017-12-02734	2017-12-29	14,000.00	14,000.00	0.00	0.00	0.00	0.00	0.00	14,000.00	
BAGUIWAN, ANIBETH S.	02-01101101-2017-12-02735	2017-12-29	16,260.00	16,260.00	0.00	0.00	0.00	0.00	0.00	16,260.00	
ALALAG, JINGLE B.	02-01101101-2017-12-02734	2017-12-29	14,000.00	14,000.00	0.00	0.00	0.00	0.00	0.00	14,000.00	
FRANCISCO, DIVINA N.	02-01101101-2017-12-02734	2017-12-29	3,230.00	3,230.00	0.00	0.00	0.00	0.00	0.00	3,230.00	
GRANEL, ZYRA LUV L.	02-01101101-2017-12-02735	2017-12-29	6,390.00	6,390.00	0.00	0.00	0.00	0.00	0.00	6,390.00	
SOLOG, FAYE RACHELLE B.	02-01101101-2017-12-02735	2017-12-29	30,000.00	30,000.00	0.00	0.00	0.00	0.00	0.00	30,000.00	
AGWAY, ANNIE G.	02-01101101-2017-12-02736	2017-12-29	6,730.00	6,730.00	0.00	0.00	0.00	0.00	0.00	6,730.00	
ANGGACO, KEA VALERIE A.	02-01101101-2017-12-02736	2017-12-29	6,060.00	6,060.00	0.00	0.00	0.00	0.00	0.00	6,060.00	
ANGNGAD, JUDY ANN L.	02-01101101-2017-12-02736	2017-12-29	6,060.00	6,060.00	0.00	0.00	0.00	0.00	0.00	6,060.00	
BACUYAG, AMANDA T.	02-01101101-2017-12-02736	2017-12-29	10,000.00	10,000.00	0.00	0.00	0.00	0.00	0.00	10,000.00	
BAYOG, JESICA D.	02-01101101-2017-12-02736	2017-12-29	10,000.00	10,000.00	0.00	0.00	0.00	0.00	0.00	10,000.00	
CARBONEL, SHANNEL S.	02-01101101-2017-12-02736	2017-12-29	6,560.00	6,560.00	0.00	0.00	0.00	0.00	0.00	6,560.00	
DELPINADO, MORIES P.	02-01101101-2017-12-02736	2017-12-29	4,995.00	4,995.00	0.00	0.00	0.00	0.00	0.00	4,995.00	
EGUIAB, MARK VINCENT L.	02-01101101-2017-12-02736	2017-12-29	10,000.00	10,000.00	0.00	0.00	0.00	0.00	0.00	10,000.00	
GAWIYON, ABSALUM D.	02-01101101-2017-12-02736	2017-12-29	10,000.00	10,000.00	0.00	0.00	0.00	0.00	0.00	10,000.00	

AGING OF UNPAID OBLIGATION
As at December 31, 2020

Department : State Universities and Colleges (SUCs)
Agency : Kalinga State University
Operating Unit : N/A
Organization Code (UACS) : 08019000000

Name of Creditors	Obligation Request and Status			AGING OF UNPAID OBLIGATION								Remarks
	Number	Date	Amount	Amount	90 days & below	91 to 180 days	181 to 270 days	271 to 365/366 days	More than 1 year but less than 2 years	More than 2 years		
1	2	3	4	5=(6+7+8+9+10+11)	6	7	8	9	10	11	12	
LASTIMOSA, CHERALYN L.	02-01101101-2017-12-02736	2017-12-29	6,230.00	6,230.00	0.00	0.00	0.00	0.00	0.00	6,230.00		
MACAIBA, CHRISHEL A.	02-01101101-2017-12-02736	2017-12-29	5,035.00	5,035.00	0.00	0.00	0.00	0.00	0.00	5,035.00		
PALIGAN, BERDON G.	02-01101101-2017-12-02736	2017-12-29	7,530.00	7,530.00	0.00	0.00	0.00	0.00	0.00	7,530.00		
SAFLOR, MAY JOHN B.	02-01101101-2017-12-02736	2017-12-29	6,560.00	6,560.00	0.00	0.00	0.00	0.00	0.00	6,560.00		
SUGAO, LINALYN L.	02-01101101-2017-12-02736	2017-12-29	5,455.00	5,455.00	0.00	0.00	0.00	0.00	0.00	5,455.00		
ULAO, SHIELA G.	02-01101101-2017-12-02736	2017-12-29	4,830.00	4,830.00	0.00	0.00	0.00	0.00	0.00	4,830.00		
MAYANGAO GENERAL MERCHANDISE	02-01101101-2018-05-00953	2018-05-10	174.00	174.00	0.00	0.00	0.00	0.00	174.00	0.00		
LAND TRANSPORTATION OFFICE	02-01101101-2018-08-01857	2018-08-24	2,429.06	2,429.06	0.00	0.00	0.00	0.00	2,429.06	0.00		
ERNESTO G. GUIABAO	02-01101101-2018-10-02498	2018-10-29	1,200.00	1,200.00	0.00	0.00	0.00	0.00	1,200.00	0.00		
ABIGAIL B. QUIMOSING	02-01101101-2018-12-02927	2018-12-03	1,220.00	1,220.00	0.00	0.00	0.00	0.00	1,220.00	0.00		
CRISTINE G. LIGGAYO	02-01101101-2018-12-03289	2018-12-19	480.00	480.00	0.00	0.00	0.00	0.00	480.00	0.00		
HENRY P. BILAN	02-01101101-2018-12-03289	2018-12-19	480.00	480.00	0.00	0.00	0.00	0.00	480.00	0.00		
MATHEW JUN P. MARIANI	02-01101101-2018-12-03289	2018-12-19	480.00	480.00	0.00	0.00	0.00	0.00	480.00	0.00		
VICTORINO D. BAYED	02-01101101-2018-12-03289	2018-12-19	480.00	480.00	0.00	0.00	0.00	0.00	480.00	0.00		
RABP ELEVATOR AND ESCALATOR PARTS AND SERVICES	02-01101101-2018-12-03388	2018-12-28	85,878.00	85,878.00	0.00	0.00	0.00	0.00	85,878.00	0.00		
GOLDEN BERRIES HOTEL & CONVENTION CENTER	02-01101101-2019-12-02056	2019-12-06	27,560.00	27,560.00	0.00	0.00	0.00	27,560.00	0.00	0.00		
EMELIA'S KITCHENETTE	02-01101101-2019-12-02342	2019-12-27	14,240.00	14,240.00	0.00	0.00	0.00	14,240.00	0.00	0.00		
EMELIA'S KITCHENETTE	02-01101101-2019-12-02361	2019-12-27	268,000.00	268,000.00	0.00	0.00	0.00	268,000.00	0.00	0.00		
EMELIA'S KITCHENETTE	02-01101101-2019-12-02386	2019-12-27	20,000.00	20,000.00	0.00	0.00	0.00	20,000.00	0.00	0.00		
ROSE ANN CONSTRUCTION AND GENERAL MERCHANDISE	02-01101101-2019-12-02414	2019-12-27	82,918.08	82,918.08	0.00	0.00	0.00	82,918.08	0.00	0.00		
KSU - BAO	06-01101101-2017-12-02587	2017-12-22	8,111.42	8,111.42	0.00	0.00	0.00	0.00	0.00	8,111.42		
KALINGA PROVINCIAL TREASURY OFFICE	06-01101101-2017-12-02731	2017-12-29	16,510.28	16,510.28	0.00	0.00	0.00	0.00	0.00	16,510.28		
GACOSCOS CONSTRUCTION	06-01101101-2019-08-01202	2019-08-19	24,763,447.22	24,763,447.22	0.00	0.00	0.00	24,763,447.22	0.00	0.00		
GAWIYON, ABSALUM D.	02-01101101-2017-12-02734	2017-12-29	14,000.00	14,000.00	0.00	0.00	0.00	0.00	0.00	14,000.00		
MENTON, EZEKIEL P.	02-01101101-2017-12-02734	2017-12-29	20,500.00	20,500.00	0.00	0.00	0.00	0.00	0.00	20,500.00		
CESARIA D. MENDOZA	01-01101101-2018-10-02312	2018-10-11	172.62	172.62	0.00	0.00	0.00	0.00	172.62	0.00		
KRYSTAL GAIL B. DACIO	01-01101101-2018-12-03383	2018-12-28	1,000.00	1,000.00	0.00	0.00	0.00	0.00	1,000.00	0.00		
WAGSINGAN, BABYLYN A.	02-01101101-2017-12-02734	2017-12-29	14,000.00	14,000.00	0.00	0.00	0.00	0.00	0.00	14,000.00		
BAKIDAN, KENY LLOYD P.	02-01101101-2017-12-02735	2017-12-29	60,000.00	60,000.00	0.00	0.00	0.00	0.00	0.00	60,000.00		

AGING OF UNPAID OBLIGATION
As at December 31, 2020

Department : State Universities and Colleges (SUCs)
Agency : Kalinga State University
Operating Unit : N/A
Organization Code (UACS) : 080190000000

Name of Creditors	Obligation Request and Status			AGING OF UNPAID OBLIGATION							
	Number	Date	Amount	Amount	90 days & below	91 to 180 days	181 to 270 days	271 to 365/366 days	More than 1 year but less than 2 years	More than 2 years	Remarks
1	2	3	4	5=(6+7+8+9+10+11)	6	7	8	9	10	11	12
BACUYAG, AMANDA T.	02-01101101-2017-12-02734	2017-12-29	14,000.00	14,000.00	0.00	0.00	0.00	0.00	0.00	14,000.00	
BULIYAT, ERICCA C.	02-01101101-2017-12-02735	2017-12-29	30,000.00	30,000.00	0.00	0.00	0.00	0.00	0.00	30,000.00	
IGLESIAS, JHUDY RICO B.	02-01101101-2017-12-02735	2017-12-29	30,000.00	30,000.00	0.00	0.00	0.00	0.00	0.00	30,000.00	
TURARAY, SHAREN D.	02-01101101-2017-12-02735	2017-12-29	30,000.00	30,000.00	0.00	0.00	0.00	0.00	0.00	30,000.00	
ALALAG, JINGLE B.	02-01101101-2017-12-02736	2017-12-29	10,000.00	10,000.00	0.00	0.00	0.00	0.00	0.00	10,000.00	
BALAGSO, KIMBERLY CANDICE D.	02-01101101-2017-12-02736	2017-12-29	7,530.00	7,530.00	0.00	0.00	0.00	0.00	0.00	7,530.00	
ANTONIO, NICK MAR M.	02-01101101-2017-12-02736	2017-12-29	4,860.00	4,860.00	0.00	0.00	0.00	0.00	0.00	4,860.00	
BADUYEN, EMERSON A.	02-01101101-2017-12-02736	2017-12-29	6,530.00	6,530.00	0.00	0.00	0.00	0.00	0.00	6,530.00	
BILONG, AURICEL L.	02-01101101-2017-12-02736	2017-12-29	6,180.00	6,180.00	0.00	0.00	0.00	0.00	0.00	6,180.00	
CARDINES, BRIAN P.	02-01101101-2017-12-02736	2017-12-29	6,230.00	6,230.00	0.00	0.00	0.00	0.00	0.00	6,230.00	
DIRECTO, REYNALDO G.	02-01101101-2017-12-02736	2017-12-29	6,630.00	6,630.00	0.00	0.00	0.00	0.00	0.00	6,630.00	
ELIG, RALEIGH P.	02-01101101-2017-12-02736	2017-12-29	5,805.00	5,805.00	0.00	0.00	0.00	0.00	0.00	5,805.00	
GAYUDAN, JEREMY D.	02-01101101-2017-12-02736	2017-12-29	4,010.00	4,010.00	0.00	0.00	0.00	0.00	0.00	4,010.00	
LAWAGAN, VANESA T.	02-01101101-2017-12-02736	2017-12-29	6,060.00	6,060.00	0.00	0.00	0.00	0.00	0.00	6,060.00	
MACASADDOG, JAYMAR C.	02-01101101-2017-12-02736	2017-12-29	4,695.00	4,695.00	0.00	0.00	0.00	0.00	0.00	4,695.00	
PALONGPONG, KEREN B.	02-01101101-2017-12-02736	2017-12-29	4,425.00	4,425.00	0.00	0.00	0.00	0.00	0.00	4,425.00	
SALABAO, KRISTINE JOY C.	02-01101101-2017-12-02736	2017-12-29	3,425.00	3,425.00	0.00	0.00	0.00	0.00	0.00	3,425.00	
SUGUITAN, MICHELL L.	02-01101101-2017-12-02736	2017-12-29	2,685.00	2,685.00	0.00	0.00	0.00	0.00	0.00	2,685.00	
VICENTE, ROSANA P.	02-01101101-2017-12-02736	2017-12-29	4,860.00	4,860.00	0.00	0.00	0.00	0.00	0.00	4,860.00	
EMILIA'S KITCHENETTE	02-01101101-2018-05-01051	2018-05-25	5,600.00	5,600.00	0.00	0.00	0.00	0.00	5,600.00	0.00	
GOVERNMENT SERVICE INSURANCE SYSTEM	02-01101101-2018-08-01858	2018-08-24	2,159.70	2,159.70	0.00	0.00	0.00	0.00	2,159.70	0.00	
CESARIA D. MENDOZA	02-01101101-2018-10-02520	2018-10-29	3,620.00	3,620.00	0.00	0.00	0.00	0.00	3,620.00	0.00	
DELTA JO CONSTRUCTION	02-01101101-2018-12-03205	2018-12-11	37,200.66	37,200.66	0.00	0.00	0.00	0.00	37,200.66	0.00	
ERNESTO G. GUIABAO	02-01101101-2018-12-03289	2018-12-19	480.00	480.00	0.00	0.00	0.00	0.00	480.00	0.00	
ISAIAH G. PATONG	02-01101101-2018-12-03289	2018-12-19	480.00	480.00	0.00	0.00	0.00	0.00	480.00	0.00	
NELLIE V. APATAS	02-01101101-2018-12-03289	2018-12-19	480.00	480.00	0.00	0.00	0.00	0.00	480.00	0.00	
VIDA V. GUNNAWA	02-01101101-2018-12-03289	2018-12-19	480.00	480.00	0.00	0.00	0.00	0.00	480.00	0.00	
KINGSQUARE DAVIDSON HOTEL & RESTAURANT INC.	02-01101101-2019-02-00243	2019-02-28	12,750.00	12,750.00	0.00	0.00	0.00	12,750.00	0.00	0.00	
WILD RIVER AGGREGATES/TERESITA A. GAYYAD	02-01101101-2019-12-02169	2019-12-13	18,000.00	18,000.00	0.00	0.00	0.00	18,000.00	0.00	0.00	

AGING OF UNPAID OBLIGATION
As at December 31, 2020

Department : State Universities and Colleges (SUCs)
Agency : Kalinga State University
Operating Unit : N/A
Organization Code (UACS) : 080190000000

Name of Creditors	Obligation Request and Status			AGING OF UNPAID OBLIGATION								Remarks
	Number	Date	Amount	Amount	90 days & below	91 to 180 days	181 to 270 days	271 to 365/366 days	More than 1 year but less than 2 years	More than 2 years		
1	2	3	4	5=(6+7+8+9+10+11)	6	7	8	9	10	11	12	
GOLDEN BERRIES HOTEL & CONVENTION CENTER	02-01101101-2019-12-02344	2019-12-27	91,840.00	91,840.00	0.00	0.00	0.00	91,840.00	0.00	0.00		
EMELIA'S KITCHENETTE	02-01101101-2019-12-02362	2019-12-27	111,500.00	111,500.00	0.00	0.00	0.00	111,500.00	0.00	0.00		
EMELIA'S KITCHENETTE	02-01101101-2019-12-02387	2019-12-27	19,200.00	19,200.00	0.00	0.00	0.00	19,200.00	0.00	0.00		
J.C. BAAC CONSTRUCTION CORPORATION	06-01101101-2016-11-01753	2016-11-17	1,249,687.92	1,249,687.92	0.00	0.00	0.00	0.00	0.00	1,249,687.92		
RIPPLE BUILDERS	06-01101101-2017-12-02632	2017-12-28	74,734.14	74,734.14	0.00	0.00	0.00	0.00	0.00	74,734.14		
ALCEL CONSTRUCTION	06-01101101-2018-05-01047	2018-05-25	1,344,030.12	1,344,030.12	0.00	0.00	0.00	0.00	1,344,030.12	0.00		
EPLDT	06-01101101-2019-10-01644	2019-10-16	4,859,999.00	4,859,999.00	0.00	0.00	0.00	4,859,999.00	0.00	0.00		
GOVERNMENT SERVICE INSURANCE SYSTEM	01-01101101-2018-04-00813	2018-04-30	951.40	951.40	0.00	0.00	0.00	0.00	951.40	0.00		
GOVERNMENT SERVICE INSURANCE SYSTEM	01-01101101-2018-05-00870	2018-05-07	1,993.41	1,993.41	0.00	0.00	0.00	0.00	1,993.41	0.00		
BRENT B. MARTINEZ	01-01101101-2018-10-02329	2018-10-12	1,845.12	1,845.12	0.00	0.00	0.00	0.00	1,845.12	0.00		
GOVERNMENT SERVICE INSURANCE SYSTEM	01-01101101-2018-12-03391	2018-12-28	700.00	700.00	0.00	0.00	0.00	0.00	700.00	0.00		
GOVERNMENT SERVICE INSURANCE SYSTEM	01-01104102-2018-12-03390	2018-12-28	17,404.83	17,404.83	0.00	0.00	0.00	0.00	17,404.83	0.00		
BATANG-AY, KATHLEEN D.	02-01101101-2017-12-02735	2017-12-29	14,725.00	14,725.00	0.00	0.00	0.00	0.00	0.00	14,725.00		
BAKIDAN, VLADIMIR L.	02-01101101-2017-12-02734	2017-12-29	14,000.00	14,000.00	0.00	0.00	0.00	0.00	0.00	14,000.00		
CARILLO, ALEXANDER G.	02-01101101-2017-12-02735	2017-12-29	10,000.00	10,000.00	0.00	0.00	0.00	0.00	0.00	10,000.00		
JALLORINA, MAE ANN GRACE C.	02-01101101-2017-12-02735	2017-12-29	15,975.00	15,975.00	0.00	0.00	0.00	0.00	0.00	15,975.00		
ABELLA, LORRAINE L.	02-01101101-2017-12-02736	2017-12-29	4,440.00	4,440.00	0.00	0.00	0.00	0.00	0.00	4,440.00		
ALOS, GIAH KAYE G.	02-01101101-2017-12-02736	2017-12-29	6,430.00	6,430.00	0.00	0.00	0.00	0.00	0.00	6,430.00		
BALA-IS, DAISY B.	02-01101101-2017-12-02736	2017-12-29	4,830.00	4,830.00	0.00	0.00	0.00	0.00	0.00	4,830.00		
APALING, JESS B.	02-01101101-2017-12-02736	2017-12-29	5,835.00	5,835.00	0.00	0.00	0.00	0.00	0.00	5,835.00		
BAGLINIT, MAYDOLL A.	02-01101101-2017-12-02736	2017-12-29	6,430.00	6,430.00	0.00	0.00	0.00	0.00	0.00	6,430.00		
BISCARRA, GLORY L.	02-01101101-2017-12-02736	2017-12-29	6,430.00	6,430.00	0.00	0.00	0.00	0.00	0.00	6,430.00		
CARONAN, VINA C.	02-01101101-2017-12-02736	2017-12-29	4,830.00	4,830.00	0.00	0.00	0.00	0.00	0.00	4,830.00		
DOMINGO, JOHN DENVER B.	02-01101101-2017-12-02736	2017-12-29	6,630.00	6,630.00	0.00	0.00	0.00	0.00	0.00	6,630.00		
ESPITA, JEFFREY A.	02-01101101-2017-12-02736	2017-12-29	10,000.00	10,000.00	0.00	0.00	0.00	0.00	0.00	10,000.00		
GONZALES, GRAIZELLE JOY M.	02-01101101-2017-12-02736	2017-12-29	6,730.00	6,730.00	0.00	0.00	0.00	0.00	0.00	6,730.00		
LICAYCAY, RIZEL M.	02-01101101-2017-12-02736	2017-12-29	7,530.00	7,530.00	0.00	0.00	0.00	0.00	0.00	7,530.00		
MALAMNAO, HAZAH KAY B.	02-01101101-2017-12-02736	2017-12-29	4,830.00	4,830.00	0.00	0.00	0.00	0.00	0.00	4,830.00		

AGING OF UNPAID OBLIGATION
As at December 31, 2020

Department : State Universities and Colleges (SUCs)
Agency : Kalinga State University
Operating Unit : N/A
Organization Code (UACS) : 08019000000

Name of Creditors	Obligation Request and Status			AGING OF UNPAID OBLIGATION							
	Number	Date	Amount	Amount	90 days & below	91 to 180 days	181 to 270 days	271 to 365/366 days	More than 1 year but less than 2 years	More than 2 years	Remarks
1	2	3	4	5=(6+7+8+9+10+11)	6	7	8	9	10	11	12
PANG-AY, VALENTIN L.	02-01101101-2017-12-02736	2017-12-29	3,830.00	3,830.00	0.00	0.00	0.00	0.00	0.00	3,830.00	
SALAGUBAN, JERICK R.	02-01101101-2017-12-02736	2017-12-29	4,995.00	4,995.00	0.00	0.00	0.00	0.00	0.00	4,995.00	
SUMOLBANG, ROMNICK M.	02-01101101-2017-12-02736	2017-12-29	6,630.00	6,630.00	0.00	0.00	0.00	0.00	0.00	6,630.00	
WA-ACON, CHAD A.	02-01101101-2017-12-02736	2017-12-29	10,000.00	10,000.00	0.00	0.00	0.00	0.00	0.00	10,000.00	
MARK LOYD PALATTAO	02-01101101-2018-06-01302	2018-06-28	1,350.00	1,350.00	0.00	0.00	0.00	0.00	1,350.00	0.00	
KALINGA PRINTING PRESS & GEN. MDSE.	02-01101101-2018-09-02033	2018-09-11	4,500.00	4,500.00	0.00	0.00	0.00	0.00	4,500.00	0.00	
BIDES MARKETING	02-01101101-2018-11-02579	2018-11-07	4,324.00	4,324.00	0.00	0.00	0.00	0.00	4,324.00	0.00	
HOME DEVELOPMENT MUTUAL FUND	02-01101101-2018-12-03226	2018-12-12	200.00	200.00	0.00	0.00	0.00	0.00	200.00	0.00	
EVANGELINE W. TORRES	02-01101101-2018-12-03289	2018-12-19	480.00	480.00	0.00	0.00	0.00	0.00	480.00	0.00	
JOVELYN P. SUMA-AL	02-01101101-2018-12-03289	2018-12-19	480.00	480.00	0.00	0.00	0.00	0.00	480.00	0.00	
RAQUEL J. DULLIYAO	02-01101101-2018-12-03289	2018-12-19	480.00	480.00	0.00	0.00	0.00	0.00	480.00	0.00	
WILFREDO A. EQUILA, JR.	02-01101101-2018-12-03289	2018-12-19	480.00	480.00	0.00	0.00	0.00	0.00	480.00	0.00	
EMELIA'S KITCHENETTE	02-01101101-2019-04-00520	2019-04-12	15,500.00	15,500.00	0.00	0.00	0.00	15,500.00	0.00	0.00	
MV ARTS AND SIGNS	02-01101101-2019-12-02183	2019-12-13	3,500.00	3,500.00	0.00	0.00	0.00	3,500.00	0.00	0.00	
EMELIA'S KITCHENETTE	02-01101101-2019-12-02348	2019-12-27	7,350.00	7,350.00	0.00	0.00	0.00	7,350.00	0.00	0.00	
EMELIA'S KITCHENETTE	02-01101101-2019-12-02368	2019-12-27	16,600.00	16,600.00	0.00	0.00	0.00	16,600.00	0.00	0.00	
SUC-ACAP, INC.	02-01101101-2019-12-02390	2019-12-27	12,000.00	12,000.00	0.00	0.00	0.00	12,000.00	0.00	0.00	
UPLAND CONSTRUCTION & ENGINEERING SERVICES	06-01101101-2017-03-00289	2017-03-07	485,133.54	485,133.54	0.00	0.00	0.00	0.00	0.00	485,133.54	
BRUNO C. BANGAO CONSTRUCTION	06-01101101-2017-12-02633	2017-12-28	1,475,408.85	1,475,408.85	0.00	0.00	0.00	0.00	0.00	1,475,408.85	
GACOSCOS CONSTRUCTION	06-01101101-2018-05-01047	2018-05-25	21,434,144.06	21,434,144.06	0.00	0.00	0.00	0.00	21,434,144.06	0.00	
UPLAND CONSTRUCTION & ENGINEERING SERVICES	06-01101101-2019-12-02295	2019-12-26	9,912,320.73	9,912,320.73	0.00	0.00	0.00	9,912,320.73	0.00	0.00	
GOVERNMENT SERVICE INSURANCE SYSTEM	01-01101101-2018-06-01198	2018-06-11	1,993.41	1,993.41	0.00	0.00	0.00	0.00	1,993.41	0.00	
SHERBOURNE CALSIYAO	01-01101101-2018-06-01312	2018-06-13	2,400.00	2,400.00	0.00	0.00	0.00	0.00	2,400.00	0.00	
MARY FAYNE T. ALIGAO	01-01101101-2018-12-03271	2018-12-18	2,500.00	2,500.00	0.00	0.00	0.00	0.00	2,500.00	0.00	
RAMAC, MARIA ELIZA T.	02-01101101-2017-12-02734	2017-12-29	7,000.00	7,000.00	0.00	0.00	0.00	0.00	0.00	7,000.00	
ALINGOD, KENT JESRYL P.	02-01101101-2017-12-02735	2017-12-29	60,000.00	60,000.00	0.00	0.00	0.00	0.00	0.00	60,000.00	
FREDERICK BRAGANZA	02-01101101-2017-12-02661	2017-12-29	50,000.00	50,000.00	0.00	0.00	0.00	0.00	0.00	50,000.00	
BAS-IL, JONALYN A.	02-01101101-2017-12-02734	2017-12-29	7,000.00	7,000.00	0.00	0.00	0.00	0.00	0.00	7,000.00	

AGING OF UNPAID OBLIGATION
As at December 31, 2020

Department : State Universities and Colleges (SUCs)
Agency : Kalinga State University
Operating Unit : N/A
Organization Code (UACS) : 080190000000

Name of Creditors	Obligation Request and Status			AGING OF UNPAID OBLIGATION							
	Number	Date	Amount	Amount	90 days & below	91 to 180 days	181 to 270 days	271 to 365/366 days	More than 1 year but less than 2 years	More than 2 years	Remarks
1	2	3	4	5=(6+7+8+9+10+11)	6	7	8	9	10	11	12
CARILLO, LOVELY MAE A.	02-01101101-2017-12-02735	2017-12-29	30,000.00	30,000.00	0.00	0.00	0.00	0.00	0.00	30,000.00	
LUNANG, TYRON Q.	02-01101101-2017-12-02735	2017-12-29	30,000.00	30,000.00	0.00	0.00	0.00	0.00	0.00	30,000.00	
ADDAWE, MAEGAN A.	02-01101101-2017-12-02736	2017-12-29	6,180.00	6,180.00	0.00	0.00	0.00	0.00	0.00	6,180.00	
ALUYAN, VIA S.	02-01101101-2017-12-02736	2017-12-29	4,555.00	4,555.00	0.00	0.00	0.00	0.00	0.00	4,555.00	
BALAWAG, MAY-ANN B.	02-01101101-2017-12-02736	2017-12-29	6,305.00	6,305.00	0.00	0.00	0.00	0.00	0.00	6,305.00	
APALING, NIALYN T.	02-01101101-2017-12-02736	2017-12-29	4,525.00	4,525.00	0.00	0.00	0.00	0.00	0.00	4,525.00	
BAGTANG, BRAIN HOLT T.	02-01101101-2017-12-02736	2017-12-29	6,530.00	6,530.00	0.00	0.00	0.00	0.00	0.00	6,530.00	
BONGAT, JOBERICK G.	02-01101101-2017-12-02736	2017-12-29	6,560.00	6,560.00	0.00	0.00	0.00	0.00	0.00	6,560.00	
CAWI, GERALDINE T.	02-01101101-2017-12-02736	2017-12-29	6,030.00	6,030.00	0.00	0.00	0.00	0.00	0.00	6,030.00	
DUGA, RODALYN M.	02-01101101-2017-12-02736	2017-12-29	3,545.00	3,545.00	0.00	0.00	0.00	0.00	0.00	3,545.00	
ESTRADA, MICHELLE BERDINE G.	02-01101101-2017-12-02736	2017-12-29	6,060.00	6,060.00	0.00	0.00	0.00	0.00	0.00	6,060.00	
GOSANG, RICA A.	02-01101101-2017-12-02736	2017-12-29	6,260.00	6,260.00	0.00	0.00	0.00	0.00	0.00	6,260.00	
LIMTO, JUDY ANN A.	02-01101101-2017-12-02736	2017-12-29	7,230.00	7,230.00	0.00	0.00	0.00	0.00	0.00	7,230.00	
MALAWIS, JERF MAE A.	02-01101101-2017-12-02736	2017-12-29	4,830.00	4,830.00	0.00	0.00	0.00	0.00	0.00	4,830.00	
PANGULO, BRENT C.	02-01101101-2017-12-02736	2017-12-29	5,830.00	5,830.00	0.00	0.00	0.00	0.00	0.00	5,830.00	
SANGDAAN, JOVY C.	02-01101101-2017-12-02736	2017-12-29	6,230.00	6,230.00	0.00	0.00	0.00	0.00	0.00	6,230.00	
SUMUNGBAT, PRINCES MAY S.	02-01101101-2017-12-02736	2017-12-29	4,460.00	4,460.00	0.00	0.00	0.00	0.00	0.00	4,460.00	
WAGAYAN, JOSHUA L.	02-01101101-2017-12-02736	2017-12-29	4,730.00	4,730.00	0.00	0.00	0.00	0.00	0.00	4,730.00	
MAY JOSEFA S. BUSLIG	02-01101101-2018-07-01400	2018-07-06	2,000.00	2,000.00	0.00	0.00	0.00	0.00	2,000.00	0.00	
LAND TRANSPORTATION OFFICE	02-01101101-2018-09-02051	2018-09-12	800.00	800.00	0.00	0.00	0.00	0.00	800.00	0.00	
TABUK KINGS HARDWARE	02-01101101-2018-11-02583	2018-11-07	5,850.00	5,850.00	0.00	0.00	0.00	0.00	5,850.00	0.00	
RIZALDIE E. GRINDULO	02-01101101-2018-12-03240	2018-12-14	3,320.00	3,320.00	0.00	0.00	0.00	0.00	3,320.00	0.00	
EVE-JOY C. SULCA	02-01101101-2018-12-03289	2018-12-19	480.00	480.00	0.00	0.00	0.00	0.00	480.00	0.00	
LAARNI B. VELASCO	02-01101101-2018-12-03289	2018-12-19	480.00	480.00	0.00	0.00	0.00	0.00	480.00	0.00	
RENY T. PUTIC	02-01101101-2018-12-03289	2018-12-19	480.00	480.00	0.00	0.00	0.00	0.00	480.00	0.00	
SHEILA MAE CAROL A. BUSLIG	02-01101101-2018-12-03290	2018-12-19	1,500.00	1,500.00	0.00	0.00	0.00	0.00	1,500.00	0.00	
MJM PRINTING PRESS & GEN. MDSE.	02-01101101-2019-05-00747	2019-05-21	2,250.00	2,250.00	0.00	0.00	0.00	2,250.00	0.00	0.00	
MJM PRINTING PRESS & GEN. MDSE.	02-01101101-2019-12-02185	2019-12-13	700.00	700.00	0.00	0.00	0.00	700.00	0.00	0.00	
MV ARTS & SIGNS	02-01101101-2019-12-02349	2019-12-27	864.00	864.00	0.00	0.00	0.00	864.00	0.00	0.00	
EMELIA'S KITCHENETTE	02-01101101-2019-12-02369	2019-12-27	27,300.00	27,300.00	0.00	0.00	0.00	27,300.00	0.00	0.00	

AGING OF UNPAID OBLIGATION
As at December 31, 2020

Department : State Universities and Colleges (SUCs)
Agency : Kalinga State University
Operating Unit : N/A
Organization Code (UACS) : 08019000000

Name of Creditors	Obligation Request and Status			AGING OF UNPAID OBLIGATION							
	Number	Date	Amount	Amount	90 days & below	91 to 180 days	181 to 270 days	271 to 365/366 days	More than 1 year but less than 2 years	More than 2 years	Remarks
1	2	3	4	5=(6+7+8+9+10+11)	6	7	8	9	10	11	12
CORDILLERA CONSORTIUM FOR AGRICULTURE, AQUATIC AND RESEARCH AND DEVELOPMENT (CORCAARD)	02-01101101-2019-12-02391	2019-12-27	50,000.00	50,000.00	0.00	0.00	0.00	50,000.00	0.00	0.00	
KALINGA PROVINCIAL TREASURY OFFICE	06-01101101-2017-10-02042	2017-10-26	175.31	175.31	0.00	0.00	0.00	0.00	0.00	175.31	
UPLAND CONSTRUCTION AND ENGINEERING SERVICES	06-01101101-2017-12-02635	2017-12-28	485,133.53	485,133.53	0.00	0.00	0.00	0.00	0.00	485,133.53	
PMD CONSTRUCTION AND SUPPLIES	06-01101101-2018-06-01280	2018-06-25	487,033.25	487,033.25	0.00	0.00	0.00	0.00	487,033.25	0.00	
TEKZONE COMPUTER SALES AND SERVICES, INC.	06-01101101-2019-12-02320	2019-12-27	413,794.00	413,794.00	0.00	0.00	0.00	413,794.00	0.00	0.00	
GOVERNMENT SERVICE INSURANCE SYSTEM	01-01101101-2018-05-00960	2018-05-10	1,993.41	1,993.41	0.00	0.00	0.00	0.00	1,993.41	0.00	
LAND BANK OF THE PHILIPPINES	01-01101101-2018-07-01412	2018-07-09	3,395.90	3,395.90	0.00	0.00	0.00	0.00	3,395.90	0.00	
EDGAR M. NAGANAG	01-01101101-2018-12-03272	2018-12-18	31,485.56	31,485.56	0.00	0.00	0.00	0.00	31,485.56	0.00	
ROSARIO, RIZA B.	02-01101101-2017-12-02734	2017-12-29	14,000.00	14,000.00	0.00	0.00	0.00	0.00	0.00	14,000.00	
ANGGABOY, JUDYMAR G.	02-01101101-2017-12-02735	2017-12-29	60,000.00	60,000.00	0.00	0.00	0.00	0.00	0.00	60,000.00	
BAYOWAN, WEBSTER A.	02-01101101-2017-12-02735	2017-12-29	60,000.00	60,000.00	0.00	0.00	0.00	0.00	0.00	60,000.00	
BAYOG, JESICA D.	02-01101101-2017-12-02734	2017-12-29	14,000.00	14,000.00	0.00	0.00	0.00	0.00	0.00	14,000.00	
DALIYONG, JESSICA JESSA R.	02-01101101-2017-12-02735	2017-12-29	20,500.00	20,500.00	0.00	0.00	0.00	0.00	0.00	20,500.00	
NAGAYANG, SLYDEE S.	02-01101101-2017-12-02735	2017-12-29	14,050.00	14,050.00	0.00	0.00	0.00	0.00	0.00	14,050.00	
AGNAS, LYAN G.	02-01101101-2017-12-02736	2017-12-29	2,900.00	2,900.00	0.00	0.00	0.00	0.00	0.00	2,900.00	
AMADING, ROSE G.	02-01101101-2017-12-02736	2017-12-29	6,230.00	6,230.00	0.00	0.00	0.00	0.00	0.00	6,230.00	
BALAYBAY, JANISA B.	02-01101101-2017-12-02736	2017-12-29	7,180.00	7,180.00	0.00	0.00	0.00	0.00	0.00	7,180.00	
APAYAO, CAROLINA B.	02-01101101-2017-12-02736	2017-12-29	7,530.00	7,530.00	0.00	0.00	0.00	0.00	0.00	7,530.00	
BAKIDAN, VLADIMIR L.	02-01101101-2017-12-02736	2017-12-29	8,375.00	8,375.00	0.00	0.00	0.00	0.00	0.00	8,375.00	
BULAWIT, LARRY L.	02-01101101-2017-12-02736	2017-12-29	3,381.00	3,381.00	0.00	0.00	0.00	0.00	0.00	3,381.00	
CAWILAN, SHAILA A.	02-01101101-2017-12-02736	2017-12-29	4,760.00	4,760.00	0.00	0.00	0.00	0.00	0.00	4,760.00	
DULAN, JEDDY JOSE B.	02-01101101-2017-12-02736	2017-12-29	7,280.00	7,280.00	0.00	0.00	0.00	0.00	0.00	7,280.00	
GAAYON, LERMA A.	02-01101101-2017-12-02736	2017-12-29	6,060.00	6,060.00	0.00	0.00	0.00	0.00	0.00	6,060.00	
GOSE, DENNIS B.	02-01101101-2017-12-02736	2017-12-29	5,895.00	5,895.00	0.00	0.00	0.00	0.00	0.00	5,895.00	
LISALIS, EVERLYN B.	02-01101101-2017-12-02736	2017-12-29	7,530.00	7,530.00	0.00	0.00	0.00	0.00	0.00	7,530.00	
MANZANILLO, KENNETH S.	02-01101101-2017-12-02736	2017-12-29	4,340.00	4,340.00	0.00	0.00	0.00	0.00	0.00	4,340.00	

AGING OF UNPAID OBLIGATION
As at December 31, 2020

Department : State Universities and Colleges (SUCs)
Agency : Kalinga State University
Operating Unit : N/A
Organization Code (UACS) : 08019000000

Name of Creditors	Obligation Request and Status			AGING OF UNPAID OBLIGATION							
	Number	Date	Amount	Amount	90 days & below	91 to 180 days	181 to 270 days	271 to 365/366 days	More than 1 year but less than 2 years	More than 2 years	Remarks
1	2	3	4	5=(6+7+8+9+10+11)	6	7	8	9	10	11	12
PAUT, GARRY B.	02-01101101-2017-12-02736	2017-12-29	6,180.00	6,180.00	0.00	0.00	0.00	0.00	0.00	6,180.00	
SAPPA, NORLY L.	02-01101101-2017-12-02736	2017-12-29	10,000.00	10,000.00	0.00	0.00	0.00	0.00	0.00	10,000.00	
TACDANG, NEIL B.	02-01101101-2017-12-02736	2017-12-29	6,730.00	6,730.00	0.00	0.00	0.00	0.00	0.00	6,730.00	
WAGSINGAN, BABYLYN A.	02-01101101-2017-12-02736	2017-12-29	9,000.00	9,000.00	0.00	0.00	0.00	0.00	0.00	9,000.00	
JOHN JOHN C. VENUS	02-01101101-2018-07-01429	2018-07-11	960.00	960.00	0.00	0.00	0.00	0.00	960.00	0.00	
EMILIA'S KITCHENETTE	02-01101101-2018-09-02132	2018-09-26	12,600.00	12,600.00	0.00	0.00	0.00	0.00	12,600.00	0.00	
EMILIA'S KITCHENETTE	02-01101101-2018-11-02585	2018-11-07	62,520.00	62,520.00	0.00	0.00	0.00	0.00	62,520.00	0.00	
MAZAN SECURITY AND INVESTIGATION AGENCY	02-01101101-2018-12-03269	2018-12-18	155,628.20	155,628.20	0.00	0.00	0.00	0.00	155,628.20	0.00	
EVELYN V. LIKIGAN	02-01101101-2018-12-03289	2018-12-19	480.00	480.00	0.00	0.00	0.00	0.00	480.00	0.00	
LOURDES A. ANGALAO	02-01101101-2018-12-03289	2018-12-19	480.00	480.00	0.00	0.00	0.00	0.00	480.00	0.00	
RHONDA VAIL G. LEYALEY	02-01101101-2018-12-03289	2018-12-19	480.00	480.00	0.00	0.00	0.00	0.00	480.00	0.00	
DIYAH GWEN A. ALEJANDRINO	02-01101101-2018-12-03340	2018-12-27	480.00	480.00	0.00	0.00	0.00	0.00	480.00	0.00	
EMELIA'S KITCHENETTE	02-01101101-2019-10-01604	2019-10-10	16,625.00	16,625.00	0.00	0.00	0.00	16,625.00	0.00	0.00	
TABUK GENERAL MERCHANDISE	02-01101101-2019-12-02281	2019-12-23	9,525.00	9,525.00	0.00	0.00	0.00	9,525.00	0.00	0.00	
EMELIA'S KITCHENETTE	02-01101101-2019-12-02353	2019-12-27	17,600.00	17,600.00	0.00	0.00	0.00	17,600.00	0.00	0.00	
EMELIA'S KITCHENETTE	02-01101101-2019-12-02370	2019-12-27	19,950.00	19,950.00	0.00	0.00	0.00	19,950.00	0.00	0.00	
UNIVERSITY MOBILITY IN ASIA AND THE PACIFIC COUNCIL	02-01101101-2019-12-02396	2019-12-27	2,000.00	2,000.00	0.00	0.00	0.00	2,000.00	0.00	0.00	
IP LACWASAN CONSTRUCTION AND DEVELOPMENT CORPORATION	06-01101101-2017-10-02044	2017-10-27	14,248,043.68	14,248,043.68	0.00	0.00	0.00	0.00	0.00	14,248,043.68	
IP LACWASAN CONSTRUCTION AND DEVELOPMENT CORPORATION	06-01101101-2017-12-02657	2017-12-29	11,317,213.16	11,317,213.16	0.00	0.00	0.00	0.00	0.00	11,317,213.16	
DENVER BANNOYA	06-01101101-2018-12-03288	2018-12-19	203,453.37	203,453.37	0.00	0.00	0.00	0.00	203,453.37	0.00	
UPLAND CONSTRUCTION & ENGINEERING SERVICES	06-01101101-2019-12-02415	2019-12-27	291,921.24	291,921.24	0.00	0.00	0.00	291,921.24	0.00	0.00	
CEFERINO CALSIYAO	01-01101101-2018-06-01178	2018-06-08	1,800.00	1,800.00	0.00	0.00	0.00	0.00	1,800.00	0.00	
EFRAIM B. ORODIO	01-01101101-2018-08-01606	2018-08-06	2,500.00	2,500.00	0.00	0.00	0.00	0.00	2,500.00	0.00	
JOHNSTON M. AYANG-ANG	01-01101101-2018-12-03272	2018-12-18	10,704.03	10,704.03	0.00	0.00	0.00	0.00	10,704.03	0.00	
GOVERNMENT SERVICE INSURANCE SYSTEM	01-01104102-2017-12-02738	2017-12-29	763,377.72	763,377.72	0.00	0.00	0.00	0.00	0.00	763,377.72	

AGING OF UNPAID OBLIGATION
As at December 31, 2020

Department : State Universities and Colleges (SUCs)
Agency : Kalinga State University
Operating Unit : N/A
Organization Code (UACS) : 08019000000

Name of Creditors	Obligation Request and Status			AGING OF UNPAID OBLIGATION							
	Number	Date	Amount	Amount	90 days & below	91 to 180 days	181 to 270 days	271 to 365/366 days	More than 1 year but less than 2 years	More than 2 years	Remarks
1	2	3	4	5=(6+7+8+9+10+11)	6	7	8	9	10	11	12
GOVERNMENT SERVICE INSURANCE SYSTEM	01-01104102-2018-12-03391	2018-12-28	700.00	700.00	0.00	0.00	0.00	0.00	700.00	0.00	
MARY C. SARNE	02-01101101-2017-12-02675	2018-12-29	102,000.00	102,000.00	0.00	0.00	0.00	0.00	102,000.00	0.00	
CAYAG, REYNA JANE B.	02-01101101-2017-12-02734	2017-12-29	14,000.00	14,000.00	0.00	0.00	0.00	0.00	0.00	14,000.00	
ESPIRITU, JINVIE C.	02-01101101-2017-12-02735	2017-12-29	30,000.00	30,000.00	0.00	0.00	0.00	0.00	0.00	30,000.00	
ORQUE, ERMAY P.	02-01101101-2017-12-02735	2017-12-29	60,000.00	60,000.00	0.00	0.00	0.00	0.00	0.00	60,000.00	
AGNAYA, LESLIE LOVE JOY D.	02-01101101-2017-12-02736	2017-12-29	6,360.00	6,360.00	0.00	0.00	0.00	0.00	0.00	6,360.00	
AMMADANG, CHARLOTTE C.	02-01101101-2017-12-02736	2017-12-29	3,435.00	3,435.00	0.00	0.00	0.00	0.00	0.00	3,435.00	
ANGIWOT, JESSIEFRED JEFF B.	02-01101101-2017-12-02736	2017-12-29	6,785.00	6,785.00	0.00	0.00	0.00	0.00	0.00	6,785.00	
AQUINO, ANGEL GRACE G.	02-01101101-2017-12-02736	2017-12-29	5,400.00	5,400.00	0.00	0.00	0.00	0.00	0.00	5,400.00	
BAS-IL, JONALYN A.	02-01101101-2017-12-02736	2017-12-29	2,300.00	2,300.00	0.00	0.00	0.00	0.00	0.00	2,300.00	
CABBOTOT, TYSON A.	02-01101101-2017-12-02736	2017-12-29	6,530.00	6,530.00	0.00	0.00	0.00	0.00	0.00	6,530.00	
CAYAG, REYNA JANE B.	02-01101101-2017-12-02736	2017-12-29	10,000.00	10,000.00	0.00	0.00	0.00	0.00	0.00	10,000.00	
Sub-total			111,955,044.69	111,955,044.69	0.00	0.00	0.00	44,535,142.06	24,569,359.95	42,850,542.68	
Total			111,970,976.96	111,970,976.96	15,932.27	0.00	0.00	44,535,142.06	24,569,359.95	42,850,542.68	
B. Not yet Due and Demandable Obligations*			34,097,629.17	34,097,629.17	34,097,629.17	0.00	0.00	0.00	0.00	0.00	
B.1 Current Years' Appropriations			34,097,629.17	34,097,629.17	34,097,629.17	0.00	0.00	0.00	0.00	0.00	
MJM PRINTING PRESS & GEN. MDSE	02-01101101-2020-06-00735	2020-06-29	1,900.00	1,900.00	1,900.00	0.00	0.00	0.00	0.00	0.00	
ATIPSE MARKETING	02-01101101-2020-10-01201	2020-10-07	67,500.00	67,500.00	67,500.00	0.00	0.00	0.00	0.00	0.00	
NEWLOOK STORE	02-01101101-2020-10-01281	2020-10-21	1,342.00	1,342.00	1,342.00	0.00	0.00	0.00	0.00	0.00	
EMELIA'S KITCHENETTE	02-01101101-2020-12-01729	2020-12-22	134,475.00	134,475.00	134,475.00	0.00	0.00	0.00	0.00	0.00	
TOM & TERRY AGRICULTURAL SUPPLIES AND GEN MDSE	02-01101101-2020-12-01834	2020-12-28	26,045.00	26,045.00	26,045.00	0.00	0.00	0.00	0.00	0.00	
AMOR, ROSENDA	02-01101101-2020-12-01839	2020-12-29	3,000.00	3,000.00	3,000.00	0.00	0.00	0.00	0.00	0.00	
BALI, ARJAY	02-01101101-2020-12-01839	2020-12-29	3,000.00	3,000.00	3,000.00	0.00	0.00	0.00	0.00	0.00	
BAYANGAN, JANE VALE B.	02-01101101-2020-12-01839	2020-12-29	3,000.00	3,000.00	3,000.00	0.00	0.00	0.00	0.00	0.00	
BULHAHO, LUCIA	02-01101101-2020-12-01839	2020-12-29	3,000.00	3,000.00	3,000.00	0.00	0.00	0.00	0.00	0.00	
CALDINGON, CECILIA	02-01101101-2020-12-01839	2020-12-29	3,000.00	3,000.00	3,000.00	0.00	0.00	0.00	0.00	0.00	
DATUL, FRED A.	02-01101101-2020-12-01839	2020-12-29	3,000.00	3,000.00	3,000.00	0.00	0.00	0.00	0.00	0.00	
FELIPE, MARIA FE M.	02-01101101-2020-12-01839	2020-12-29	3,000.00	3,000.00	3,000.00	0.00	0.00	0.00	0.00	0.00	
LAKISA, REX	02-01101101-2020-12-01839	2020-12-29	3,000.00	3,000.00	3,000.00	0.00	0.00	0.00	0.00	0.00	
MALAGGAN, ALPHINE D.	02-01101101-2020-12-01839	2020-12-29	3,000.00	3,000.00	3,000.00	0.00	0.00	0.00	0.00	0.00	
PAGA, DARYL D.	02-01101101-2020-12-01839	2020-12-29	3,000.00	3,000.00	3,000.00	0.00	0.00	0.00	0.00	0.00	

AGING OF UNPAID OBLIGATION
As at December 31, 2020

Department : State Universities and Colleges (SUCs)

Agency : Kalinga State University

Operating Unit : N/A

Organization Code (UACS) : 080190000000

Name of Creditors	Obligation Request and Status			AGING OF UNPAID OBLIGATION							
	Number	Date	Amount	Amount	90 days & below	91 to 180 days	181 to 270 days	271 to 365/366 days	More than 1 year but less than 2 years	More than 2 years	Remarks
1	2	3	4	5=(6+7+8+9+10+11)	6	7	8	9	10	11	12
PUYAO, JOCELYNE B.	02-01101101-2020-12-01839	2020-12-29	3,000.00	3,000.00	3,000.00	0.00	0.00	0.00	0.00	0.00	
TAMPOY, JOHN HENRY	02-01101101-2020-12-01839	2020-12-29	3,000.00	3,000.00	3,000.00	0.00	0.00	0.00	0.00	0.00	
VIDAL, MHEBELLYN	02-01101101-2020-12-01839	2020-12-29	3,000.00	3,000.00	3,000.00	0.00	0.00	0.00	0.00	0.00	
NORTH-PH ADVERTISING	02-01101101-2020-12-01851	2020-12-29	30,260.00	30,260.00	30,260.00	0.00	0.00	0.00	0.00	0.00	
DON JACKSON PAINT CENTER & GEN MDSE	02-01101101-2020-12-01864	2020-12-29	21,450.00	21,450.00	21,450.00	0.00	0.00	0.00	0.00	0.00	
ATIPSE MARKETING	02-01101101-2020-12-01872	2020-12-29	13,350.00	13,350.00	13,350.00	0.00	0.00	0.00	0.00	0.00	
J. PERALTA ENTERPRISES	02-01101101-2020-12-01880	2020-12-29	33,000.00	33,000.00	33,000.00	0.00	0.00	0.00	0.00	0.00	
RAYMUND M. MANERA	02-01101101-2020-12-01888	2020-12-29	1,000.00	1,000.00	1,000.00	0.00	0.00	0.00	0.00	0.00	
YUNAKIM CONSTRUCTION	06-01101101-2020-03-00259	2020-03-03	10,423,184.17	10,423,184.17	10,423,184.17	0.00	0.00	0.00	0.00	0.00	
PRINCE VALIANT INTERNATIONAL CORPORATION	06-01101101-2020-12-01635	2020-12-16	864,000.00	864,000.00	864,000.00	0.00	0.00	0.00	0.00	0.00	
KALINGA PRINTING PRESS & GEN MDSE	02-01101101-2020-06-00755	2020-06-30	3,035.00	3,035.00	3,035.00	0.00	0.00	0.00	0.00	0.00	
LATAWAN DRUGSTORE & GENERAL MERCHANDISE	02-01101101-2020-10-01258	2020-10-20	3,255.15	3,255.15	3,255.15	0.00	0.00	0.00	0.00	0.00	
KALINGA PRINTING PRESS & GEN MDSE	02-01101101-2020-11-01380	2020-11-10	1,650,805.00	1,650,805.00	1,650,805.00	0.00	0.00	0.00	0.00	0.00	
KIMMONGO GENERAL MERCHANDISE	02-01101101-2020-12-01806	2020-12-23	3,100.00	3,100.00	3,100.00	0.00	0.00	0.00	0.00	0.00	
VALENCIA AGRICULTURAL SUPPLY	02-01101101-2020-12-01835	2020-12-28	24,457.60	24,457.60	24,457.60	0.00	0.00	0.00	0.00	0.00	
ANGID, FORDELYN B.	02-01101101-2020-12-01839	2020-12-29	3,000.00	3,000.00	3,000.00	0.00	0.00	0.00	0.00	0.00	
BALICAO, RODERICK T.	02-01101101-2020-12-01839	2020-12-29	2,000.00	2,000.00	2,000.00	0.00	0.00	0.00	0.00	0.00	
BENCAN, FREDERICK D.	02-01101101-2020-12-01839	2020-12-29	3,000.00	3,000.00	3,000.00	0.00	0.00	0.00	0.00	0.00	
BULAYANG, ROMY	02-01101101-2020-12-01839	2020-12-29	3,000.00	3,000.00	3,000.00	0.00	0.00	0.00	0.00	0.00	
CALUNGGAY, CALPITO	02-01101101-2020-12-01839	2020-12-29	3,000.00	3,000.00	3,000.00	0.00	0.00	0.00	0.00	0.00	
DESAY, JOYNALYN R.	02-01101101-2020-12-01839	2020-12-29	3,000.00	3,000.00	3,000.00	0.00	0.00	0.00	0.00	0.00	
GALLAMASO, THIMOTHY V.	02-01101101-2020-12-01839	2020-12-29	3,000.00	3,000.00	3,000.00	0.00	0.00	0.00	0.00	0.00	
LANDISAN, SUSAN M.	02-01101101-2020-12-01839	2020-12-29	3,000.00	3,000.00	3,000.00	0.00	0.00	0.00	0.00	0.00	
MALAGGAY, ALLAN JANSEN L.	02-01101101-2020-12-01839	2020-12-29	3,000.00	3,000.00	3,000.00	0.00	0.00	0.00	0.00	0.00	
PAN-OY, ERWIN B.	02-01101101-2020-12-01839	2020-12-29	3,000.00	3,000.00	3,000.00	0.00	0.00	0.00	0.00	0.00	
RALUTIN, JONALYN	02-01101101-2020-12-01839	2020-12-29	3,000.00	3,000.00	3,000.00	0.00	0.00	0.00	0.00	0.00	
TASI, DANICA MAE B.	02-01101101-2020-12-01839	2020-12-29	3,000.00	3,000.00	3,000.00	0.00	0.00	0.00	0.00	0.00	
WACDAGAN, BRYAN D.	02-01101101-2020-12-01839	2020-12-29	3,000.00	3,000.00	3,000.00	0.00	0.00	0.00	0.00	0.00	

AGING OF UNPAID OBLIGATION
As at December 31, 2020

Department : State Universities and Colleges (SUCs)
Agency : Kalinga State University
Operating Unit : N/A
Organization Code (UACS) : 080190000000

Name of Creditors	Obligation Request and Status			AGING OF UNPAID OBLIGATION							
	Number	Date	Amount	Amount	90 days & below	91 to 180 days	181 to 270 days	271 to 365/366 days	More than 1 year but less than 2 years	More than 2 years	Remarks
1	2	3	4	5=(6+7+8+9+10+11)	6	7	8	9	10	11	12
BONGDOEN HARDWARE	02-01101101-2020-12-01857	2020-12-29	36,790.00	36,790.00	36,790.00	0.00	0.00	0.00	0.00	0.00	
SHAMIR DA LIM'S HARDWARE	02-01101101-2020-12-01865	2020-12-29	45,000.00	45,000.00	45,000.00	0.00	0.00	0.00	0.00	0.00	
JM IBANEZ ENTERPRISES	02-01101101-2020-12-01873	2020-12-29	25,000.00	25,000.00	25,000.00	0.00	0.00	0.00	0.00	0.00	
JACS ENTERPRISES	02-01101101-2020-12-01881	2020-12-29	46,800.00	46,800.00	46,800.00	0.00	0.00	0.00	0.00	0.00	
ARIEL MOCA	02-01101101-2020-12-01889	2020-12-29	2,000.00	2,000.00	2,000.00	0.00	0.00	0.00	0.00	0.00	
YUNAKIM CONSTRUCTION	06-01101101-2020-12-01852	2020-12-29	419,885.13	419,885.13	419,885.13	0.00	0.00	0.00	0.00	0.00	
ELECTRO-SYSTEMS INDUSTRIES CORPORATION	06-01101101-2020-12-01650	2020-12-18	5,120,759.90	5,120,759.90	5,120,759.90	0.00	0.00	0.00	0.00	0.00	
MANINDRA AUTO CORP.	02-01101101-2020-02-00206	2020-02-18	7,595.10	7,595.10	7,595.10	0.00	0.00	0.00	0.00	0.00	
MV ARTS & SIGNS	02-01101101-2020-07-00829	2020-07-13	2,400.00	2,400.00	2,400.00	0.00	0.00	0.00	0.00	0.00	
ZEINA GENERAL MERCHANDISE	02-01101101-2020-10-01263	2020-10-20	9,900.00	9,900.00	9,900.00	0.00	0.00	0.00	0.00	0.00	
ABANA COMPUTER SERVICES & GEN MDSE	02-01101101-2020-11-01381	2020-11-11	15,000.00	15,000.00	15,000.00	0.00	0.00	0.00	0.00	0.00	
JM IBAÑEZ ENTERPRISES	02-01101101-2020-12-01807	2020-12-23	21,000.00	21,000.00	21,000.00	0.00	0.00	0.00	0.00	0.00	
TABUK CONCRETE PRODUCTS	02-01101101-2020-12-01836	2020-12-28	17,950.00	17,950.00	17,950.00	0.00	0.00	0.00	0.00	0.00	
ARQUERO, ARIEL B.	02-01101101-2020-12-01839	2020-12-29	3,000.00	3,000.00	3,000.00	0.00	0.00	0.00	0.00	0.00	
BANASAN, JEFFREY S.	02-01101101-2020-12-01839	2020-12-29	3,000.00	3,000.00	3,000.00	0.00	0.00	0.00	0.00	0.00	
BEWOG, ROMEL	02-01101101-2020-12-01839	2020-12-29	3,000.00	3,000.00	3,000.00	0.00	0.00	0.00	0.00	0.00	
BUMAL-O, MINERVA	02-01101101-2020-12-01839	2020-12-29	3,000.00	3,000.00	3,000.00	0.00	0.00	0.00	0.00	0.00	
CARILLO JHON MARK	02-01101101-2020-12-01839	2020-12-29	3,000.00	3,000.00	3,000.00	0.00	0.00	0.00	0.00	0.00	
DIN-ANG CHIE-CHI L.	02-01101101-2020-12-01839	2020-12-29	3,000.00	3,000.00	3,000.00	0.00	0.00	0.00	0.00	0.00	
GAMAY, FAITH YIEVEZENY	02-01101101-2020-12-01839	2020-12-29	3,000.00	3,000.00	3,000.00	0.00	0.00	0.00	0.00	0.00	
LAWAD, MARKQUIN	02-01101101-2020-12-01839	2020-12-29	3,000.00	3,000.00	3,000.00	0.00	0.00	0.00	0.00	0.00	
MALNAWAN, REGINALD C.	02-01101101-2020-12-01839	2020-12-29	3,000.00	3,000.00	3,000.00	0.00	0.00	0.00	0.00	0.00	
PASCUAL, JOVENDALE B.	02-01101101-2020-12-01839	2020-12-29	3,000.00	3,000.00	3,000.00	0.00	0.00	0.00	0.00	0.00	
RIMANDO, TASHCEL A.	02-01101101-2020-12-01839	2020-12-29	3,000.00	3,000.00	3,000.00	0.00	0.00	0.00	0.00	0.00	
TAWAGON, MIKE R.	02-01101101-2020-12-01839	2020-12-29	3,000.00	3,000.00	3,000.00	0.00	0.00	0.00	0.00	0.00	
WAGASON, MARLYN B.	02-01101101-2020-12-01839	2020-12-29	3,000.00	3,000.00	3,000.00	0.00	0.00	0.00	0.00	0.00	
ATIPSE MARKETING	02-01101101-2020-12-01858	2020-12-29	30,000.00	30,000.00	30,000.00	0.00	0.00	0.00	0.00	0.00	
SHAMIR DA LIM'S HARDWARE	02-01101101-2020-12-01866	2020-12-29	38,450.00	38,450.00	38,450.00	0.00	0.00	0.00	0.00	0.00	
JM IBANEZ ENTERPRISES	02-01101101-2020-12-01874	2020-12-29	26,500.00	26,500.00	26,500.00	0.00	0.00	0.00	0.00	0.00	
BONGDOEN HARDWARE	02-01101101-2020-12-01882	2020-12-29	2,169.00	2,169.00	2,169.00	0.00	0.00	0.00	0.00	0.00	
VICENTE MOLINA	02-01101101-2020-12-01890	2020-12-29	2,000.00	2,000.00	2,000.00	0.00	0.00	0.00	0.00	0.00	
BRYAN WACDAGAN	06-01101101-2020-12-01847	2020-12-29	20,959.58	20,959.58	20,959.58	0.00	0.00	0.00	0.00	0.00	

AGING OF UNPAID OBLIGATION
As at December 31, 2020

Department : State Universities and Colleges (SUCs)

Agency : Kalinga State University

Operating Unit : N/A

Organization Code (UACS) : 080190000000

Name of Creditors	Obligation Request and Status			AGING OF UNPAID OBLIGATION							
	Number	Date	Amount	Amount	90 days & below	91 to 180 days	181 to 270 days	271 to 365/366 days	More than 1 year but less than 2 years	More than 2 years	Remarks
1	2	3	4	5=(6+7+8+9+10+11)	6	7	8	9	10	11	12
DS NETWORKING ENTERPRISE	06-01101101-2020-12-01831	2020-12-28	1,272,293.28	1,272,293.28	1,272,293.28	0.00	0.00	0.00	0.00	0.00	
MV ARTS & SIGNS	02-01101101-2020-03-00329	2020-03-10	432.00	432.00	432.00	0.00	0.00	0.00	0.00	0.00	
PHILIPPINE DUPLICATORS, INC.	02-01101101-2020-07-00844	2020-07-16	2,710.40	2,710.40	2,710.40	0.00	0.00	0.00	0.00	0.00	
NEWLOOK STORE	02-01101101-2020-10-01265	2020-10-20	5,542.80	5,542.80	5,542.80	0.00	0.00	0.00	0.00	0.00	
JM IBANEZ ENTERPRISES	02-01101101-2020-11-01469	2020-11-27	1,645.00	1,645.00	1,645.00	0.00	0.00	0.00	0.00	0.00	
BIDES MARKETING	02-01101101-2020-12-01808	2020-12-23	24,000.00	24,000.00	24,000.00	0.00	0.00	0.00	0.00	0.00	
WONDERSAW ENTERPRISES	02-01101101-2020-12-01837	2020-12-28	7,500.00	7,500.00	7,500.00	0.00	0.00	0.00	0.00	0.00	
AWAS, WARLON	02-01101101-2020-12-01839	2020-12-29	3,000.00	3,000.00	3,000.00	0.00	0.00	0.00	0.00	0.00	
BANATAO, REYNON	02-01101101-2020-12-01839	2020-12-29	3,000.00	3,000.00	3,000.00	0.00	0.00	0.00	0.00	0.00	
BOACON, VANESSA P.	02-01101101-2020-12-01839	2020-12-29	3,000.00	3,000.00	3,000.00	0.00	0.00	0.00	0.00	0.00	
BUMOSAO, RUTH T.	02-01101101-2020-12-01839	2020-12-29	3,000.00	3,000.00	3,000.00	0.00	0.00	0.00	0.00	0.00	
CATRIZ, JENERWIN V.	02-01101101-2020-12-01839	2020-12-29	3,000.00	3,000.00	3,000.00	0.00	0.00	0.00	0.00	0.00	
DIWAYAN, MARK KENNEDY D.	02-01101101-2020-12-01839	2020-12-29	3,000.00	3,000.00	3,000.00	0.00	0.00	0.00	0.00	0.00	
GRAGASIN, MIKE	02-01101101-2020-12-01839	2020-12-29	3,000.00	3,000.00	3,000.00	0.00	0.00	0.00	0.00	0.00	
LAWAGAN, JOANNALYN L.	02-01101101-2020-12-01839	2020-12-29	3,000.00	3,000.00	3,000.00	0.00	0.00	0.00	0.00	0.00	
MAMANAO, ROGELIO	02-01101101-2020-12-01839	2020-12-29	3,000.00	3,000.00	3,000.00	0.00	0.00	0.00	0.00	0.00	
PASUDAG, ROSANA CHING	02-01101101-2020-12-01839	2020-12-29	3,000.00	3,000.00	3,000.00	0.00	0.00	0.00	0.00	0.00	
SALPAD, REYNALD D.	02-01101101-2020-12-01839	2020-12-29	3,000.00	3,000.00	3,000.00	0.00	0.00	0.00	0.00	0.00	
TIMMANGO, JIMMY	02-01101101-2020-12-01839	2020-12-29	3,000.00	3,000.00	3,000.00	0.00	0.00	0.00	0.00	0.00	
WAGAWAG, GEMMA	02-01101101-2020-12-01839	2020-12-29	3,000.00	3,000.00	3,000.00	0.00	0.00	0.00	0.00	0.00	
ATIPSE MARKETING	02-01101101-2020-12-01859	2020-12-29	15,000.00	15,000.00	15,000.00	0.00	0.00	0.00	0.00	0.00	
KALINGA PRINTING PRESS & GEN MDSE	02-01101101-2020-12-01867	2020-12-29	49,820.00	49,820.00	49,820.00	0.00	0.00	0.00	0.00	0.00	
ATIPSE MARKETING	02-01101101-2020-12-01872	2020-12-29	13,350.00	13,350.00	13,350.00	0.00	0.00	0.00	0.00	0.00	
JEREMIAH A. ANGALAO	02-01101101-2020-12-01883	2020-12-29	3,000.00	3,000.00	3,000.00	0.00	0.00	0.00	0.00	0.00	
CARLO T. NAGAY	02-01101101-2020-12-01891	2020-12-29	2,000.00	2,000.00	2,000.00	0.00	0.00	0.00	0.00	0.00	
PACIFIC OFFICE SOLUTIONS, INC.	06-01101101-2020-02-00213	2020-02-20	14,995.50	14,995.50	14,995.50	0.00	0.00	0.00	0.00	0.00	
YUNAKIM CONSTRUCTION	06-01101101-2020-12-01853	2020-12-29	205,394.30	205,394.30	205,394.30	0.00	0.00	0.00	0.00	0.00	
KINGSQUARE BAYLE SUPERMART CORPORATION	02-01101101-2020-04-00522	2020-04-22	142,880.00	142,880.00	142,880.00	0.00	0.00	0.00	0.00	0.00	
KINGSQUARE BAYLE SUPERMART CORPORATION	02-01101101-2020-07-00858	2020-07-17	17,710.00	17,710.00	17,710.00	0.00	0.00	0.00	0.00	0.00	
ATIPSE MARKETING	02-01101101-2020-10-01267	2020-10-20	1,780.00	1,780.00	1,780.00	0.00	0.00	0.00	0.00	0.00	
EMELIA'S KITCHENETTE	02-01101101-2020-11-01470	2020-11-27	17,175.00	17,175.00	17,175.00	0.00	0.00	0.00	0.00	0.00	

AGING OF UNPAID OBLIGATION
As at December 31, 2020

Department : State Universities and Colleges (SUCs)
Agency : Kalinga State University
Operating Unit : N/A
Organization Code (UACS) : 08019000000

Name of Creditors	Obligation Request and Status			AGING OF UNPAID OBLIGATION							
	Number	Date	Amount	Amount	90 days & below	91 to 180 days	181 to 270 days	271 to 365/366 days	More than 1 year but less than 2 years	More than 2 years	Remarks
1	2	3	4	5=(6+7+8+9+10+11)	6	7	8	9	10	11	12
BONGDOEN HARDWARE	02-01101101-2020-12-01814	2020-12-23	12,302.00	12,302.00	12,302.00	0.00	0.00	0.00	0.00	0.00	
ADEB'S CONSTRUCTION	02-01101101-2020-12-01838	2020-12-29	305,985.04	305,985.04	305,985.04	0.00	0.00	0.00	0.00	0.00	
AWID, MARY JOY P.	02-01101101-2020-12-01839	2020-12-29	3,000.00	3,000.00	3,000.00	0.00	0.00	0.00	0.00	0.00	
BANGIBANG, SHEENA MAE M.	02-01101101-2020-12-01839	2020-12-29	3,000.00	3,000.00	3,000.00	0.00	0.00	0.00	0.00	0.00	
BONGAYON, SEAN REY Z.	02-01101101-2020-12-01839	2020-12-29	3,000.00	3,000.00	3,000.00	0.00	0.00	0.00	0.00	0.00	
BUSLIG, MARIA NENUCA SALOME	02-01101101-2020-12-01839	2020-12-29	3,000.00	3,000.00	3,000.00	0.00	0.00	0.00	0.00	0.00	
DALLAPAS, SUSAN	02-01101101-2020-12-01839	2020-12-29	3,000.00	3,000.00	3,000.00	0.00	0.00	0.00	0.00	0.00	
DUGAYON, JEFFERSON	02-01101101-2020-12-01839	2020-12-29	3,000.00	3,000.00	3,000.00	0.00	0.00	0.00	0.00	0.00	
GUBATANGA, ROGELIO JR.	02-01101101-2020-12-01839	2020-12-29	3,000.00	3,000.00	3,000.00	0.00	0.00	0.00	0.00	0.00	
LOÑEZ, RHONEL V.	02-01101101-2020-12-01839	2020-12-29	3,000.00	3,000.00	3,000.00	0.00	0.00	0.00	0.00	0.00	
MANAING, SHARON W.	02-01101101-2020-12-01839	2020-12-29	3,000.00	3,000.00	3,000.00	0.00	0.00	0.00	0.00	0.00	
PATTONG, ELMER M.	02-01101101-2020-12-01839	2020-12-29	3,000.00	3,000.00	3,000.00	0.00	0.00	0.00	0.00	0.00	
SANGOY, BRIGETTE RHOSE	02-01101101-2020-12-01839	2020-12-29	3,000.00	3,000.00	3,000.00	0.00	0.00	0.00	0.00	0.00	
TOCYAPAO, MARINELLE M.	02-01101101-2020-12-01839	2020-12-29	3,000.00	3,000.00	3,000.00	0.00	0.00	0.00	0.00	0.00	
KAT'S PRINTING SHOP	02-01101101-2020-12-01840	2020-12-29	61,650.00	61,650.00	61,650.00	0.00	0.00	0.00	0.00	0.00	
WONDERSAW ENTERPRISES	02-01101101-2020-12-01860	2020-12-29	7,250.00	7,250.00	7,250.00	0.00	0.00	0.00	0.00	0.00	
KALINGA PRINTING PRESS & GEN MDSE	02-01101101-2020-12-01868	2020-12-29	18,650.00	18,650.00	18,650.00	0.00	0.00	0.00	0.00	0.00	
KIMMONGO GENERAL MERCHANDISE	02-01101101-2020-12-01876	2020-12-29	40,000.00	40,000.00	40,000.00	0.00	0.00	0.00	0.00	0.00	
ERNESTO ARCEO	02-01101101-2020-12-01884	2020-12-29	3,000.00	3,000.00	3,000.00	0.00	0.00	0.00	0.00	0.00	
MICHAEL SAFLOR	02-01101101-2020-12-01892	2020-12-29	3,000.00	3,000.00	3,000.00	0.00	0.00	0.00	0.00	0.00	
VELCA EQUIPMENT AND ENGINEERING PRODUCTS, INC.	06-01101101-2020-04-00541	2020-04-30	12,068.40	12,068.40	12,068.40	0.00	0.00	0.00	0.00	0.00	
ZID COMPUTERS & GENERAL MERCHANDISE	06-01101101-2020-12-01841	2020-12-29	36,271.82	36,271.82	36,271.82	0.00	0.00	0.00	0.00	0.00	
KINGSQUARE BAYLE SUPERMART CORPORATION	02-01101101-2020-04-00523	2020-04-22	29,000.00	29,000.00	29,000.00	0.00	0.00	0.00	0.00	0.00	
KALINGA PRINTING PRESS & GEN MDSE	02-01101101-2020-08-00970	2020-08-13	700.00	700.00	700.00	0.00	0.00	0.00	0.00	0.00	
NEWLOOK STORE	02-01101101-2020-10-01265	2020-10-20	1,432.00	1,432.00	1,432.00	0.00	0.00	0.00	0.00	0.00	
KALINGA PRINTING PRESS & GEN MDSE	02-01101101-2020-12-01593	2020-12-11	3,200.00	3,200.00	3,200.00	0.00	0.00	0.00	0.00	0.00	
SHAMIR DA LIM'S HARDWARE	02-01101101-2020-12-01817	2020-12-23	25,430.00	25,430.00	25,430.00	0.00	0.00	0.00	0.00	0.00	

AGING OF UNPAID OBLIGATION
As at December 31, 2020

Department : State Universities and Colleges (SUCs)
Agency : Kalinga State University
Operating Unit : N/A
Organization Code (UACS) : 080190000000

Name of Creditors	Obligation Request and Status			AGING OF UNPAID OBLIGATION							
	Number	Date	Amount	Amount	90 days & below	91 to 180 days	181 to 270 days	271 to 365/366 days	More than 1 year but less than 2 years	More than 2 years	Remarks
1	2	3	4	5=(6+7+8+9+10+11)	6	7	8	9	10	11	12
AGGABAO, MAYBELLE C.	02-01101101-2020-12-01839	2020-12-29	3,000.00	3,000.00	3,000.00	0.00	0.00	0.00	0.00	0.00	
AWOS, ANGELICA A.	02-01101101-2020-12-01839	2020-12-29	3,000.00	3,000.00	3,000.00	0.00	0.00	0.00	0.00	0.00	
BARDE, ALIZON I.	02-01101101-2020-12-01839	2020-12-29	2,000.00	2,000.00	2,000.00	0.00	0.00	0.00	0.00	0.00	
BONGGAWON, HILDA	02-01101101-2020-12-01839	2020-12-29	3,000.00	3,000.00	3,000.00	0.00	0.00	0.00	0.00	0.00	
CABONTOCAN, KAYZELLE JANE	02-01101101-2020-12-01839	2020-12-29	3,000.00	3,000.00	3,000.00	0.00	0.00	0.00	0.00	0.00	
DALOWOG, JERALD D.	02-01101101-2020-12-01839	2020-12-29	3,000.00	3,000.00	3,000.00	0.00	0.00	0.00	0.00	0.00	
DUGAYON, ALFREDO A.	02-01101101-2020-12-01839	2020-12-29	3,000.00	3,000.00	3,000.00	0.00	0.00	0.00	0.00	0.00	
GUIABAO, RUDY	02-01101101-2020-12-01839	2020-12-29	3,000.00	3,000.00	3,000.00	0.00	0.00	0.00	0.00	0.00	
LUMIOAN, ELIZABETH	02-01101101-2020-12-01839	2020-12-29	3,000.00	3,000.00	3,000.00	0.00	0.00	0.00	0.00	0.00	
MANZANO, ROMNICK	02-01101101-2020-12-01839	2020-12-29	3,000.00	3,000.00	3,000.00	0.00	0.00	0.00	0.00	0.00	
PESCASIO, CATHERINE C.	02-01101101-2020-12-01839	2020-12-29	3,000.00	3,000.00	3,000.00	0.00	0.00	0.00	0.00	0.00	
SERION, GRINGO S.	02-01101101-2020-12-01839	2020-12-29	3,000.00	3,000.00	3,000.00	0.00	0.00	0.00	0.00	0.00	
TORRES, ROY CESAR A.	02-01101101-2020-12-01839	2020-12-29	3,000.00	3,000.00	3,000.00	0.00	0.00	0.00	0.00	0.00	
KALINGA PRINTING PRESS & GEN MDSE	02-01101101-2020-12-01842	2020-12-29	2,880.00	2,880.00	2,880.00	0.00	0.00	0.00	0.00	0.00	
WONDERSAW ENTERPRISES	02-01101101-2020-12-01861	2020-12-29	17,000.00	17,000.00	17,000.00	0.00	0.00	0.00	0.00	0.00	
ATIPSE MARKETING	02-01101101-2020-12-01869	2020-12-29	22,500.00	22,500.00	22,500.00	0.00	0.00	0.00	0.00	0.00	
ATIPSE MARKETING	02-01101101-2020-12-01877	2020-12-29	25,400.00	25,400.00	25,400.00	0.00	0.00	0.00	0.00	0.00	
DANTE B. CANSIBEN	02-01101101-2020-12-01885	2020-12-29	3,000.00	3,000.00	3,000.00	0.00	0.00	0.00	0.00	0.00	
JEROME WAYAWAY	02-01101101-2020-12-01893	2020-12-29	3,000.00	3,000.00	3,000.00	0.00	0.00	0.00	0.00	0.00	
YUNAKIM CONSTRUCTION	06-01101101-2020-09-01053	2020-09-07	8,399,495.42	8,399,495.42	8,399,495.42	0.00	0.00	0.00	0.00	0.00	
KINGSQUARE BAYLE SUPERMART CORPORATION	02-01101101-2020-04-00524	2020-04-22	56,500.00	56,500.00	56,500.00	0.00	0.00	0.00	0.00	0.00	
ELITE NORTH AUTOCARS, INC.	02-01101101-2020-09-01097	2020-09-18	23,711.00	23,711.00	23,711.00	0.00	0.00	0.00	0.00	0.00	
KALINGA PRINTING PRESS & GEN MDSE	02-01101101-2020-10-01271	2020-10-21	2,025.00	2,025.00	2,025.00	0.00	0.00	0.00	0.00	0.00	
KALINGA PRINTING PRESS & GEN MDSE	02-01101101-2020-12-01596	2020-12-11	2,570.00	2,570.00	2,570.00	0.00	0.00	0.00	0.00	0.00	
FCT PUBLISHING, INC.	02-01101101-2020-12-01832	2020-12-28	76,500.00	76,500.00	76,500.00	0.00	0.00	0.00	0.00	0.00	
AGUINAWANG, DARWIN	02-01101101-2020-12-01839	2020-12-29	3,000.00	3,000.00	3,000.00	0.00	0.00	0.00	0.00	0.00	
BALAGSO, MAYSHEIN L.	02-01101101-2020-12-01839	2020-12-29	3,000.00	3,000.00	3,000.00	0.00	0.00	0.00	0.00	0.00	
BATALAO, KIMBERLY G	02-01101101-2020-12-01839	2020-12-29	3,000.00	3,000.00	3,000.00	0.00	0.00	0.00	0.00	0.00	
BRAVO, MARIE LUZ	02-01101101-2020-12-01839	2020-12-29	3,000.00	3,000.00	3,000.00	0.00	0.00	0.00	0.00	0.00	
CACATIAN, ELLEN GRACE C.	02-01101101-2020-12-01839	2020-12-29	3,000.00	3,000.00	3,000.00	0.00	0.00	0.00	0.00	0.00	

AGING OF UNPAID OBLIGATION
As at December 31, 2020


Department : State Universities and Colleges (SUCs)
Agency : Kalinga State University
Operating Unit : N/A
Organization Code (UACS) : 080190000000


Name of Creditors	Obligation Request and Status			AGING OF UNPAID OBLIGATION							
	Number	Date	Amount	Amount	90 days & below	91 to 180 days	181 to 270 days	271 to 365/366 days	More than 1 year but less than 2 years	More than 2 years	Remarks
1	2	3	4	5=(6+7+8+9+10+11)	6	7	8	9	10	11	12
DANAO, MARINA A.	02-01101101-2020-12-01839	2020-12-29	3,000.00	3,000.00	3,000.00	0.00	0.00	0.00	0.00	0.00	
DULLIYAO, JAYVEE D.	02-01101101-2020-12-01839	2020-12-29	3,000.00	3,000.00	3,000.00	0.00	0.00	0.00	0.00	0.00	
GULINGAN, JAY-AR	02-01101101-2020-12-01839	2020-12-29	3,000.00	3,000.00	3,000.00	0.00	0.00	0.00	0.00	0.00	
MAGALA, CLOYD VINCENT M.	02-01101101-2020-12-01839	2020-12-29	2,000.00	2,000.00	2,000.00	0.00	0.00	0.00	0.00	0.00	
MARQUEZ, MARK ANTHONY G.	02-01101101-2020-12-01839	2020-12-29	3,000.00	3,000.00	3,000.00	0.00	0.00	0.00	0.00	0.00	
PUKIN, ALDRICK	02-01101101-2020-12-01839	2020-12-29	3,000.00	3,000.00	3,000.00	0.00	0.00	0.00	0.00	0.00	
SORIANO, HERMILDORE C.	02-01101101-2020-12-01839	2020-12-29	3,000.00	3,000.00	3,000.00	0.00	0.00	0.00	0.00	0.00	
TUMAMMAN, JEOMARE M.	02-01101101-2020-12-01839	2020-12-29	3,000.00	3,000.00	3,000.00	0.00	0.00	0.00	0.00	0.00	
JM IBANEZ ENTERPRISES	02-01101101-2020-12-01843	2020-12-29	4,868.00	4,868.00	4,868.00	0.00	0.00	0.00	0.00	0.00	
TABUK ROOFLINE AND DESIGN	02-01101101-2020-12-01862	2020-12-29	51,664.00	51,664.00	51,664.00	0.00	0.00	0.00	0.00	0.00	
DON JACKSON PAINT CENTER & GEN MDSE	02-01101101-2020-12-01870	2020-12-29	49,890.00	49,890.00	49,890.00	0.00	0.00	0.00	0.00	0.00	
VALENCIA AGRICULTURAL SUPPLY	02-01101101-2020-12-01878	2020-12-29	11,500.00	11,500.00	11,500.00	0.00	0.00	0.00	0.00	0.00	
ALLAN JAY CUBIT	02-01101101-2020-12-01886	2020-12-29	2,000.00	2,000.00	2,000.00	0.00	0.00	0.00	0.00	0.00	
ATIPSE MARKETING	02-01101101-2020-12-01894	2020-12-29	13,350.00	13,350.00	13,350.00	0.00	0.00	0.00	0.00	0.00	
EARTHQUAKES AND MEGACITIES INITIATIVE, INC.	02-01101101-2020-04-00542	2020-04-30	91,428.57	91,428.57	91,428.57	0.00	0.00	0.00	0.00	0.00	
AVLS ALL VISUAL & LIGHTS SYSTEMS CORPORATION	06-01101101-2020-10-01173	2020-10-01	3,080,000.00	3,080,000.00	3,080,000.00	0.00	0.00	0.00	0.00	0.00	
GOLDEN BERRIES HOTEL & CONVENTION CENTER	02-01101101-2020-09-01100	2020-09-18	31,000.00	31,000.00	31,000.00	0.00	0.00	0.00	0.00	0.00	
KALINGA PRINTING PRESS & GEN MDSE	02-01101101-2020-10-01272	2020-10-21	3,168.00	3,168.00	3,168.00	0.00	0.00	0.00	0.00	0.00	
KINGSQUARE BAYLE SUPERMART CORPORATION	02-01101101-2020-12-01727	2020-12-22	13,000.00	13,000.00	13,000.00	0.00	0.00	0.00	0.00	0.00	
GOLDEN PRESS	02-01101101-2020-12-01833	2020-12-28	76,000.00	76,000.00	76,000.00	0.00	0.00	0.00	0.00	0.00	
AMIYAN, GLENN G.	02-01101101-2020-12-01839	2020-12-29	3,000.00	3,000.00	3,000.00	0.00	0.00	0.00	0.00	0.00	
BALAO-AS, STANLEY	02-01101101-2020-12-01839	2020-12-29	3,000.00	3,000.00	3,000.00	0.00	0.00	0.00	0.00	0.00	
BATAWANG, QUEENIE LYN B.	02-01101101-2020-12-01839	2020-12-29	3,000.00	3,000.00	3,000.00	0.00	0.00	0.00	0.00	0.00	
BUCALEN, MARVILYN G.	02-01101101-2020-12-01839	2020-12-29	3,000.00	3,000.00	3,000.00	0.00	0.00	0.00	0.00	0.00	
CADAMUS, VIRGINIA	02-01101101-2020-12-01839	2020-12-29	3,000.00	3,000.00	3,000.00	0.00	0.00	0.00	0.00	0.00	
DANGAN, JAMAICA L.	02-01101101-2020-12-01839	2020-12-29	3,000.00	3,000.00	3,000.00	0.00	0.00	0.00	0.00	0.00	
ESPIRITU, JANINE	02-01101101-2020-12-01839	2020-12-29	3,000.00	3,000.00	3,000.00	0.00	0.00	0.00	0.00	0.00	
GUYANG, SEGUNDINA	02-01101101-2020-12-01839	2020-12-29	3,000.00	3,000.00	3,000.00	0.00	0.00	0.00	0.00	0.00	


**AGING OF UNPAID OBLIGATION
As at December 31, 2020**

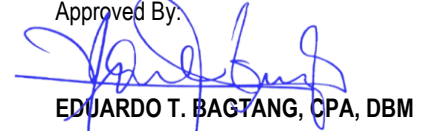
Department : State Universities and Colleges (SUCs)
Agency : Kalinga State University
Operating Unit : N/A
Organization Code (UACS) : 080190000000

Name of Creditors	Obligation Request and Status			AGING OF UNPAID OBLIGATION							Remarks
	Number	Date	Amount	Amount	90 days & below	91 to 180 days	181 to 270 days	271 to 365/366 days	More than 1 year but less than 2 years	More than 2 years	
1	2	3	4	5=(6+7+8+9+10+11)	6	7	8	9	10	11	12
MAGSILAO, JEMELYN	02-01101101-2020-12-01839	2020-12-29	3,000.00	3,000.00	3,000.00	0.00	0.00	0.00	0.00	0.00	
PADAYAO, MARIE FAYE B.	02-01101101-2020-12-01839	2020-12-29	3,000.00	3,000.00	3,000.00	0.00	0.00	0.00	0.00	0.00	
PULLIS, CHERRY PIE G.	02-01101101-2020-12-01839	2020-12-29	3,000.00	3,000.00	3,000.00	0.00	0.00	0.00	0.00	0.00	
SUMA-AL, JOVELYN P.	02-01101101-2020-12-01839	2020-12-29	3,000.00	3,000.00	3,000.00	0.00	0.00	0.00	0.00	0.00	
UDAY, ERIC S.	02-01101101-2020-12-01839	2020-12-29	3,000.00	3,000.00	3,000.00	0.00	0.00	0.00	0.00	0.00	
JM IBANEZ ENTERPRISES	02-01101101-2020-12-01844	2020-12-29	3,770.00	3,770.00	3,770.00	0.00	0.00	0.00	0.00	0.00	
DON JACKSON PAINT CENTER & GEN MDSE	02-01101101-2020-12-01863	2020-12-29	39,070.00	39,070.00	39,070.00	0.00	0.00	0.00	0.00	0.00	
DON JACKSON PAINT CENTER & GEN MDSE	02-01101101-2020-12-01871	2020-12-29	14,650.00	14,650.00	14,650.00	0.00	0.00	0.00	0.00	0.00	
BONGDOEN HARDWARE	02-01101101-2020-12-01879	2020-12-29	35,755.00	35,755.00	35,755.00	0.00	0.00	0.00	0.00	0.00	
PATRICK JOHN DE JESUS	02-01101101-2020-12-01887	2020-12-29	2,000.00	2,000.00	2,000.00	0.00	0.00	0.00	0.00	0.00	
ATIPSE MARKETING	02-01101101-2020-12-01895	2020-12-29	13,350.00	13,350.00	13,350.00	0.00	0.00	0.00	0.00	0.00	
ASPEN MULTI-SYSTEM CORPORATION	06-01101101-2020-10-01172	2020-10-01	71,099.01	71,099.01	71,099.01	0.00	0.00	0.00	0.00	0.00	
Sub-total			34,097,629.17	34,097,629.17	34,097,629.17	0.00	0.00	0.00	0.00	0.00	0.00
Total			34,097,629.17	34,097,629.17	34,097,629.17	0.00	0.00	0.00	0.00	0.00	0.00
GRAND TOTAL			146,068,606.13	146,068,606.13	34,113,561.44	0.00	0.00	44,535,142.06	24,569,359.95	42,850,542.68	
Total Current Year Appropriations			34,113,561.44	34,113,561.44	34,113,561.44	0.00	0.00	0.00	0.00	0.00	
Total Prior Years' Appropriations			111,955,044.69	111,955,044.69	0.00	0.00	0.00	44,535,142.06	24,569,359.95	42,850,542.68	

Certified Correct:

ARNOLD A. TANDING, CPA, MBA
Accountant III
Date: 1/27/21 1:21 PM

Certified Correct:

ELSIE P. ANDRES
Budget Officer
Date: 1/27/21 1:21 PM

Recommending Approval:

DANILO T. BUEN, MBA
Director, FMS
Date: 1/27/21 1:28 PM

Approved By:

EDUARDO T. BAGTANG, CPA, DBM
SUC President III
Date: 1/28/21 8:28 AM

This report was generated using the Unified Reporting System on 28/01/2021 08:28 version.FAR3.1.0 ; Status : SUBMITTED

MONTHLY REPORT OF DISBURSEMENTS
For the month of January 2020

Department : **State Universities and Colleges (SUCs)**
Agency : **Kalinga State University**
Operating Unit : **<not applicable>**
Organization Code: **08 019 0000000**
Funding Cluster: **01 - Regular Agency Fund**

PARTICULARS	CURRENT YEAR BUDGET					PRIOR YEAR'S BUDGET											Sub-Total	TRUST LIABILITIES				GRAND TOTAL					REMARKS
						PRIOR YEAR'S ACCOUNTS PAYABLE					CURRENT YEAR'S ACCOUNTS PAYABLE							TOTAL	PS	MODE	CO	TOTAL	PS	MODE	FinEx	CO	
	PS	MODE	FinEx	CO	TOTAL	PS	MODE	FinEx	CO	Sub-Total	PS	MODE	FinEx	CO	Sub-Total	PS			MODE	CO	TOTAL	PS	MODE	FinEx	CO	TOTAL	
1	2	3	4	5	6=(2+3+4+5)	7	8	9	10	11=(7+8+9+10)	12	13	14	15	16=(12+13+14+15)	17=(11+16)	18=(6+17)	19	20	21	22=(19+20+21)	23	24	25	26	27=(23+24+25+26)	28
CASH																											
DISBURSEMENTS	7,983,763.58	255,836.04	0.00	0.00	8,239,599.62	0.00	0.00	0.00	0.00	0.00	0.00	0.00	0.00	0.00	0.00	0.00	8,239,599.62	0.00	0.00	0.00	0.00	7,983,763.58	255,836.04	0.00	0.00	8,239,599.62	
Notice of Cash Allocation (NCA)	7,983,763.58	255,836.04	0.00	0.00	8,239,599.62	0.00	0.00	0.00	0.00	0.00	0.00	0.00	0.00	0.00	0.00	0.00	8,239,599.62	0.00	0.00	0.00	0.00	7,983,763.58	255,836.04	0.00	0.00	8,239,599.62	
MDS Checks Issued	582,459.18	178,141.36	0.00	0.00	760,600.54	0.00	0.00	0.00	0.00	0.00	0.00	0.00	0.00	0.00	0.00	0.00	760,600.54	0.00	0.00	0.00	0.00	582,459.18	178,141.36	0.00	0.00	760,600.54	
Advice to Debit Account	7,401,304.40	77,694.68	0.00	0.00	7,478,999.08	0.00	0.00	0.00	0.00	0.00	0.00	0.00	0.00	0.00	0.00	0.00	7,478,999.08	0.00	0.00	0.00	0.00	7,401,304.40	77,694.68	0.00	0.00	7,478,999.08	
Notice of Transfer of Allocation (NTA)	0.00	0.00	0.00	0.00	0.00	0.00	0.00	0.00	0.00	0.00	0.00	0.00	0.00	0.00	0.00	0.00	0.00	0.00	0.00	0.00	0.00	0.00	0.00	0.00	0.00	0.00	
MDS Checks Issued	0.00	0.00	0.00	0.00	0.00	0.00	0.00	0.00	0.00	0.00	0.00	0.00	0.00	0.00	0.00	0.00	0.00	0.00	0.00	0.00	0.00	0.00	0.00	0.00	0.00	0.00	
Advice to Debit Account	0.00	0.00	0.00	0.00	0.00	0.00	0.00	0.00	0.00	0.00	0.00	0.00	0.00	0.00	0.00	0.00	0.00	0.00	0.00	0.00	0.00	0.00	0.00	0.00	0.00	0.00	
Working Fund for FAPs	0.00	0.00	0.00	0.00	0.00	0.00	0.00	0.00	0.00	0.00	0.00	0.00	0.00	0.00	0.00	0.00	0.00	0.00	0.00	0.00	0.00	0.00	0.00	0.00	0.00	0.00	
Cash Disbursement Ceiling (CDC)	0.00	0.00	0.00	0.00	0.00	0.00	0.00	0.00	0.00	0.00	0.00	0.00	0.00	0.00	0.00	0.00	0.00	0.00	0.00	0.00	0.00	0.00	0.00	0.00	0.00	0.00	
TOTAL CASH	7,983,763.58	255,836.04	0.00	0.00	8,239,599.62	0.00	0.00	0.00	0.00	0.00	0.00	0.00	0.00	0.00	0.00	0.00	8,239,599.62	0.00	0.00	0.00	0.00	7,983,763.58	255,836.04	0.00	0.00	8,239,599.62	
NON-CASH																											
DISBURSEMENTS	927,003.83	455.00	0.00	0.00	927,458.83	0.00	0.00	0.00	0.00	0.00	0.00	0.00	0.00	0.00	0.00	0.00	927,458.83	0.00	0.00	0.00	0.00	927,003.83	455.00	0.00	0.00	927,458.83	
Tax Remittance Advices Issued (TRA)	927,003.83	455.00	0.00	0.00	927,458.83	0.00	0.00	0.00	0.00	0.00	0.00	0.00	0.00	0.00	0.00	0.00	927,458.83	0.00	0.00	0.00	0.00	927,003.83	455.00	0.00	0.00	927,458.83	
Non-Cash Availment Authority (NCAA)	0.00	0.00	0.00	0.00	0.00	0.00	0.00	0.00	0.00	0.00	0.00	0.00	0.00	0.00	0.00	0.00	0.00	0.00	0.00	0.00	0.00	0.00	0.00	0.00	0.00	0.00	
Disbursements effected through outright deductions from claims (please specify...)	0.00	0.00	0.00	0.00	0.00	0.00	0.00	0.00	0.00	0.00	0.00	0.00	0.00	0.00	0.00	0.00	0.00	0.00	0.00	0.00	0.00	0.00	0.00	0.00	0.00	0.00	
Overpayment of expenses(e.g. personnel benefits)	0.00	0.00	0.00	0.00	0.00	0.00	0.00	0.00	0.00	0.00	0.00	0.00	0.00	0.00	0.00	0.00	0.00	0.00	0.00	0.00	0.00	0.00	0.00	0.00	0.00	0.00	
Restitution for loss of government property	0.00	0.00	0.00	0.00	0.00	0.00	0.00	0.00	0.00	0.00	0.00	0.00	0.00	0.00	0.00	0.00	0.00	0.00	0.00	0.00	0.00	0.00	0.00	0.00	0.00	0.00	
Liquidated damages and similar claims	0.00	0.00	0.00	0.00	0.00	0.00	0.00	0.00	0.00	0.00	0.00	0.00	0.00	0.00	0.00	0.00	0.00	0.00	0.00	0.00	0.00	0.00	0.00	0.00	0.00	0.00	
Others(TEF, BTr-Documentary StampTax, etc.)	0.00	0.00	0.00	0.00	0.00	0.00	0.00	0.00	0.00	0.00	0.00	0.00	0.00	0.00	0.00	0.00	0.00	0.00	0.00	0.00	0.00	0.00	0.00	0.00	0.00	0.00	
TOTAL NON-CASH	927,003.83	455.00	0.00	0.00	927,458.83	0.00	0.00	0.00	0.00	0.00	0.00	0.00	0.00	0.00	0.00	0.00	927,458.83	0.00	0.00	0.00	0.00	927,003.83	455.00	0.00	0.00	927,458.83	
GRAND TOTAL	8,910,767.41	256,291.04	0.00	0.00	9,167,058.45	0.00	0.00	0.00	0.00	0.00	0.00	0.00	0.00	0.00	0.00	0.00	9,167,058.45	0.00	0.00	0.00	0.00	8,910,767.41	256,291.04	0.00	0.00	9,167,058.45	

MONTHLY REPORT OF DISBURSEMENTS
For the month of January 2020

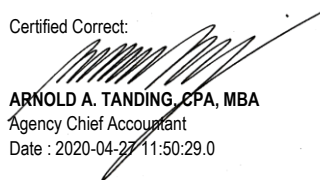
Department : **State Universities and Colleges (SUCs)**
 Agency : **Kalinga State University**
 Operating Unit : **<not applicable>**
 Organization Code: **08 019 0000000**
 Funding Cluster: **01 - Regular Agency Fund**

Summary


PARTICULARS (1)	PREVIOUS REPORT (2)	CURRENT MONTH (3)	AS OF DATE (4)
Total Disbursement Authorities Received	0.00	21,623,458.83	21,623,458.83
NCA	0.00	20,696,000.00	20,696,000.00
NTA	0.00	0.00	0.00
Working Fund	0.00	0.00	0.00
TRA	0.00	927,458.83	927,458.83
CDC	0.00	0.00	0.00
NCAA	0.00	0.00	0.00
Less: Notice of Transfer Allocations (NTA)* issued	0.00	0.00	0.00
Total Disbursements Authorities Available	0.00	21,623,458.83	21,623,458.83
Less	0.00	0.00	0.00
Lapsed NCA	0.00	0.00	0.00
Disbursements	0.00	9,167,058.45	9,167,058.45
Less: Other Non-Cash Disbursements	0.00	0.00	0.00
Disbursements effected through outright deductions from claims	0.00	0.00	0.00
Overpayment of expenses(e.g. personnel benefits)	0.00	0.00	0.00
Restitution for loss of government property	0.00	0.00	0.00
Liquidated damages and similar claims	0.00	0.00	0.00
Others (e.g. TEF, BTr, Docs Stamp, etc.)	0.00	0.00	0.00
Add/Less: Adjustments (e.g. cancelled/staled checks)	0.00	0.00	0.00
Balance of Disbursement Authorities as at date	0.00	12,456,400.38	12,456,400.38
Total Disbursements Program	0.00	21,623,458.83	21,623,458.83
Less: * Actual Disbursements	0.00	9,167,058.45	9,167,058.45
(Over)/Under spending~	0.00	12,456,400.38	12,456,400.38

Notes: * The use of NTA is discouraged
 Notes: ** Amounts should tally with the grand total disbursement (column 27).


Certified Correct:


ARNOLD A. TANDING, CPA, MBA
 Agency Chief Accountant
 Date : 2020-04-27 11:50:29.0

Recommending Approval:


DANILO T. BUEN, MBA
 Director, FMS
 Date : 2020-04-27 11:58:58.0

Approved By:


EDUARDO T. BAGTANG, CPA, DBM
 Agency Head or Authorized Representative
 Date : 2020-04-27 12:05:

This report was generated using the Unified Reporting System on 28/04/2020 13:37 version.FAR4.1.2 ; Status : SUBMITTED

MONTHLY REPORT OF DISBURSEMENTS
For the month of February 2020


Department : **State Universities and Colleges (SUCs)**
 Agency : **Kalinga State University**
 Operating Unit : **<not applicable>**
 Organization Code: **08 019 0000000**
 Funding Cluster: **01 - Regular Agency Fund**

PARTICULARS	PREVIOUS REPORT	CURRENT MONTH	AS OF DATE
(1)	(2)	(3)	(4)
Total Disbursement Authorities Received	21,623,458.83	20,651,925.90	42,275,384.73
NCA	20,696,000.00	19,692,000.00	40,388,000.00
NTA	0.00	0.00	0.00
Working Fund	0.00	0.00	0.00
TRA	927,458.83	959,925.90	1,887,384.73
CDC	0.00	0.00	0.00
NCAA	0.00	0.00	0.00
Less: Notice of Transfer Allocations (NTA)* issued	0.00	0.00	0.00
Total Disbursements Authorities Available	21,623,458.83	20,651,925.90	42,275,384.73
Less	0.00	0.00	0.00
Lapsed NCA	0.00	0.00	0.00
Disbursements	9,167,058.45	17,792,889.16	26,959,947.61
Less: Other Non-Cash Disbursements	0.00	0.00	0.00
Disbursements effected through outright deductions from claims	0.00	0.00	0.00
Overpayment of expenses (e.g. personnel benefits)	0.00	0.00	0.00
Restitution for loss of government property	0.00	0.00	0.00
Liquidated damages and similar claims	0.00	0.00	0.00
Others (e.g. TEF, BTr, Docs Stamp, etc.)	0.00	0.00	0.00
Add/Less: Adjustments (e.g. cancelled/staled checks)	0.00	0.00	0.00
Balance of Disbursement Authorities as at date	12,456,400.38	2,859,036.74	15,315,437.12
Total Disbursements Program	21,623,458.83	20,651,925.90	42,275,384.73
Less: * Actual Disbursements	9,167,058.45	17,792,889.16	26,959,947.61
(Over)/Under spending-	12,456,400.38	2,859,036.74	15,315,437.12


Notes: * The use of NTA is discouraged

Notes: ** Amounts should tally with the grand total disbursement (column 27).


Certified Correct:


ARNOLD A. TANDING, CPA, MBA
 Agency Chief Accountant
 Date : 28-April-2020

Recommending Approval:


DANILO T. BUEN, MBA
 Director, FMS
 Date : 28-April-2020

Approved By:


EDUARDO T. BAGTANG, CPA, DBM
 Agency Head or Authorized Representative
 Date : 28-April-2020

This report was generated using the Unified Reporting System on 28/04/2020 13:39 version.FAR4.1.2 ; Status : SUBMITTED

MONTHLY REPORT OF DISBURSEMENTS
For the month of March 2020

Department : State Universities and Colleges (SUCs)
 Agency : Kalinga State University
 Operating Unit : <not applicable>
 Organization Code: 08 019 0000000
 Funding Cluster: 01 - Regular Agency Fund

PARTICULARS	CURRENT YEAR BUDGET					PRIOR YEAR'S BUDGET											Sub-Total	TRUST LIABILITIES				GRAND TOTAL					REMARKS
						PRIOR YEAR'S ACCOUNTS PAYABLE					CURRENT YEAR'S ACCOUNTS PAYABLE												PS	MODE	CO	TOTAL	
	PS	MODE	FinEx	CO	TOTAL	PS	MODE	FinEx	CO	Sub-Total	PS	MODE	FinEx	CO	Sub-Total	TOTAL		PS	MODE	CO	TOTAL	PS	MODE	FinEx	CO	TOTAL	
1	2	3	4	5	6=(2+3+4+5)	7	8	9	10	11=(7+8+9+10)	12	13	14	15	16=(12+13+14+15)	17=(11+16)	18=(6+17)	19	20	21	22=(19+20+21)	23	24	25	26	27=(23+24+25+26)	28
CASH DISBURSEMENTS	14,279,445.72	2,006,887.04	0.00	6,612,171.60	22,898,504.36	36,697.75	3,060,845.12	0.00	4,994,389.89	8,091,932.76	0.00	0.00	0.00	0.00	0.00	8,091,932.76	30,990,437.12	0.00	0.00	0.00	0.00	14,316,143.47	5,067,732.16	0.00	11,606,561.49	30,990,437.12	
Notice of Cash Allocation (NCA)	14,279,445.72	2,006,887.04	0.00	6,612,171.60	22,898,504.36	36,697.75	3,060,845.12	0.00	4,994,389.89	8,091,932.76	0.00	0.00	0.00	0.00	0.00	8,091,932.76	30,990,437.12	0.00	0.00	0.00	0.00	14,316,143.47	5,067,732.16	0.00	11,606,561.49	30,990,437.12	
MDS Checks Issued	798,294.05	399,039.80	0.00	4,480,879.48	5,678,213.33	0.00	970,104.87	0.00	0.00	970,104.87	0.00	0.00	0.00	0.00	0.00	970,104.87	6,648,318.20	0.00	0.00	0.00	0.00	798,294.05	1,369,144.67	0.00	4,480,879.48	6,648,318.20	
Advice to Debit Account	13,481,151.67	1,607,847.24	0.00	2,131,292.12	17,220,291.03	36,697.75	2,090,740.25	0.00	4,994,389.89	7,121,827.89	0.00	0.00	0.00	0.00	0.00	7,121,827.89	24,342,118.92	0.00	0.00	0.00	0.00	13,517,849.42	3,698,587.49	0.00	7,125,682.01	24,342,118.92	
Notice of Transfer of Allocation (NTA)	0.00	0.00	0.00	0.00	0.00	0.00	0.00	0.00	0.00	0.00	0.00	0.00	0.00	0.00	0.00	0.00	0.00	0.00	0.00	0.00	0.00	0.00	0.00	0.00	0.00	0.00	
MDS Checks Issued	0.00	0.00	0.00	0.00	0.00	0.00	0.00	0.00	0.00	0.00	0.00	0.00	0.00	0.00	0.00	0.00	0.00	0.00	0.00	0.00	0.00	0.00	0.00	0.00	0.00	0.00	
Advice to Debit Account	0.00	0.00	0.00	0.00	0.00	0.00	0.00	0.00	0.00	0.00	0.00	0.00	0.00	0.00	0.00	0.00	0.00	0.00	0.00	0.00	0.00	0.00	0.00	0.00	0.00	0.00	
Working Fund for FAPs	0.00	0.00	0.00	0.00	0.00	0.00	0.00	0.00	0.00	0.00	0.00	0.00	0.00	0.00	0.00	0.00	0.00	0.00	0.00	0.00	0.00	0.00	0.00	0.00	0.00	0.00	
Cash Disbursement Ceiling (CDC)	0.00	0.00	0.00	0.00	0.00	0.00	0.00	0.00	0.00	0.00	0.00	0.00	0.00	0.00	0.00	0.00	0.00	0.00	0.00	0.00	0.00	0.00	0.00	0.00	0.00	0.00	
TOTAL CASH DISBURSEMENTS	14,279,445.72	2,006,887.04	0.00	6,612,171.60	22,898,504.36	36,697.75	3,060,845.12	0.00	4,994,389.89	8,091,932.76	0.00	0.00	0.00	0.00	0.00	8,091,932.76	30,990,437.12	0.00	0.00	0.00	0.00	14,316,143.47	5,067,732.16	0.00	11,606,561.49	30,990,437.12	
NON-CASH DISBURSEMENTS	1,195,413.08	36,299.40	0.00	595,218.56	1,826,931.04	0.00	163,188.34	0.00	238,087.43	401,275.77	0.00	0.00	0.00	0.00	0.00	401,275.77	2,228,206.81	0.00	0.00	0.00	0.00	1,195,413.08	199,487.74	0.00	833,305.99	2,228,206.81	
Tax Remittance Advices Issued (TRA)	1,195,413.08	36,299.40	0.00	595,218.56	1,826,931.04	0.00	163,188.34	0.00	238,087.43	401,275.77	0.00	0.00	0.00	0.00	0.00	401,275.77	2,228,206.81	0.00	0.00	0.00	0.00	1,195,413.08	199,487.74	0.00	833,305.99	2,228,206.81	
Non-Cash Availment Authority (NCAA)	0.00	0.00	0.00	0.00	0.00	0.00	0.00	0.00	0.00	0.00	0.00	0.00	0.00	0.00	0.00	0.00	0.00	0.00	0.00	0.00	0.00	0.00	0.00	0.00	0.00	0.00	
Disbursements effected through outright deductions from claims (please specify...)	0.00	0.00	0.00	0.00	0.00	0.00	0.00	0.00	0.00	0.00	0.00	0.00	0.00	0.00	0.00	0.00	0.00	0.00	0.00	0.00	0.00	0.00	0.00	0.00	0.00	0.00	
Overpayment of expenses(e.g. personnel benefits)	0.00	0.00	0.00	0.00	0.00	0.00	0.00	0.00	0.00	0.00	0.00	0.00	0.00	0.00	0.00	0.00	0.00	0.00	0.00	0.00	0.00	0.00	0.00	0.00	0.00	0.00	
Restitution for loss of government property	0.00	0.00	0.00	0.00	0.00	0.00	0.00	0.00	0.00	0.00	0.00	0.00	0.00	0.00	0.00	0.00	0.00	0.00	0.00	0.00	0.00	0.00	0.00	0.00	0.00	0.00	
Liquidated damages and similar claims	0.00	0.00	0.00	0.00	0.00	0.00	0.00	0.00	0.00	0.00	0.00	0.00	0.00	0.00	0.00	0.00	0.00	0.00	0.00	0.00	0.00	0.00	0.00	0.00	0.00	0.00	
Others(TEF, BTR- Documentary StampTax, etc.)	0.00	0.00	0.00	0.00	0.00	0.00	0.00	0.00	0.00	0.00	0.00	0.00	0.00	0.00	0.00	0.00	0.00	0.00	0.00	0.00	0.00	0.00	0.00	0.00	0.00	0.00	
TOTAL NON-CASH DISBURSEMENTS	1,195,413.08	36,299.40	0.00	595,218.56	1,826,931.04	0.00	163,188.34	0.00	238,087.43	401,275.77	0.00	0.00	0.00	0.00	0.00	401,275.77	2,228,206.81	0.00	0.00	0.00	0.00	1,195,413.08	199,487.74	0.00	833,305.99	2,228,206.81	
GRAND TOTAL	15,474,858.80	2,043,186.44	0.00	7,207,390.16	24,725,435.40	36,697.75	3,224,033.46	0.00	5,232,477.32	8,493,208.53	0.00	0.00	0.00	0.00	0.00	8,493,208.53	33,218,643.93	0.00	0.00	0.00	0.00	15,511,556.55	5,267,219.90	0.00	12,439,867.48	33,218,643.93	


MONTHLY REPORT OF DISBURSEMENTS
For the month of March 2020

Department : **State Universities and Colleges (SUCs)**
 Agency : **Kalinga State University**
 Operating Unit : **<not applicable>**
 Organization Code: **08 019 0000000**
 Funding Cluster: **01 - Regular Agency Fund**


PARTICULARS (1)	PREVIOUS REPORT (2)	CURRENT MONTH (3)	AS OF DATE (4)
Total Disbursement Authorities Received	42,275,384.73	17,903,206.81	60,178,591.54
NCA	40,388,000.00	15,675,000.00	56,063,000.00
NTA	0.00	0.00	0.00
Working Fund	0.00	0.00	0.00
TRA	1,887,384.73	2,228,206.81	4,115,591.54
CDC	0.00	0.00	0.00
NCAA	0.00	0.00	0.00
Less: Notice of Transfer Allocations (NTA)* issued	0.00	0.00	0.00
Total Disbursements Authorities Available	42,275,384.73	17,903,206.81	60,178,591.54
Less	0.00	0.00	0.00
Lapsed NCA	0.00	0.00	0.00
Disbursements	26,959,947.61	33,218,643.93	60,178,591.54
Less: Other Non-Cash Disbursements	0.00	0.00	0.00
Disbursements effected through outright deductions from claim	0.00	0.00	0.00
Overpayment of expenses(e.g. personnel benefits)	0.00	0.00	0.00
Restitution for loss of government property	0.00	0.00	0.00
Liquidated damages and similar claims	0.00	0.00	0.00
Others (e.g. TEF, BTr, Docs Stamp, etc.)	0.00	0.00	0.00
Add/Less: Adjustments (e.g. cancelled/staled checks)	0.00	0.00	0.00
Balance of Disbursement Authorities as at date	15,315,437.12	-15,315,437.12	0.00
Total Disbursements Program	42,275,384.73	17,903,206.81	60,178,591.54
Less: * Actual Disbursements	26,959,947.61	33,218,643.93	60,178,591.54
(Over)/Under spending~	15,315,437.12	-15,315,437.12	0.00

Notes: * The use of NTA is discouraged
 Notes: ** Amounts should tally with the grand total disbursement (column 27).


Certified Correct:


ARNOLD A. TANDING, CPA, MBA
 Agency Chief Accountant
 Date : 16-June-2020

Recommending Approval:


DANILO T. BUEN, MBA
 Director, FMS
 Date : 16-June-2020

Approved By:


EDUARDO T. BAGTANG, CPA, DBM
 Agency Head or Authorized Representative
 Date : 16-June-2020


MONTHLY REPORT OF DISBURSEMENTS
For the month of April 2020

Department : **State Universities and Colleges (SUCs)**
 Agency : **Kalinga State University**
 Operating Unit : **<not applicable>**
 Organization Code: **08 019 0000000**
 Funding Cluster: **01 - Regular Agency Fund**


PARTICULARS	PREVIOUS REPORT	CURRENT MONTH	AS OF DATE
(1)	(2)	(3)	(4)
Total Disbursement Authorities Received	60,178,591.54	32,652,772.25	92,831,363.79
NCA	56,063,000.00	31,482,000.00	87,545,000.00
NTA	0.00	0.00	0.00
Working Fund	0.00	0.00	0.00
TRA	4,115,591.54	1,170,772.25	5,286,363.79
CDC	0.00	0.00	0.00
NCAA	0.00	0.00	0.00
Less: Notice of Transfer Allocations (NTA)* issued	0.00	0.00	0.00
Total Disbursements Authorities Available	60,178,591.54	32,652,772.25	92,831,363.79
Less	0.00	0.00	0.00
Lapsed NCA	0.00	0.00	0.00
Disbursements	60,178,591.54	16,190,052.52	76,368,644.06
Less: Other Non-Cash Disbursements	0.00	0.00	0.00
Disbursements effected through outright deductions from claims	0.00	0.00	0.00
Overpayment of expenses(e.g. personnel benefits)	0.00	0.00	0.00
Restitution for loss of government property	0.00	0.00	0.00
Liquidated damages and similar claims	0.00	0.00	0.00
Others (e.g. TEF, BTr, Docs Stamp, etc.)	0.00	0.00	0.00
Add/Less: Adjustments (e.g. cancelled/staled checks)	0.00	0.00	0.00
Balance of Disbursement Authorities as at date	0.00	16,462,719.73	16,462,719.73
Total Disbursements Program	60,178,591.54	32,652,772.25	92,831,363.79
Less: * Actual Disbursements	60,178,591.54	16,190,052.52	76,368,644.06
(Over)/Under spending-	0.00	16,462,719.73	16,462,719.73

Notes: * The use of NTA is discouraged
 Notes: ** Amounts should tally with the grand total disbursement (column 27).


Certified Correct:


ARNOLD A. TANDING, CPA, MBA
 Agency Chief Accountant
 Date : 16-June-2020

Recommending Approval:


DANILO T. BUEN, MBA
 Director, FMS
 Date : 16-June-2020

Approved By:


EDUARDO T. BAGTANG, CPA, DBM
 Agency Head or Authorized Representative
 Date : 16-June-2020

MONTHLY REPORT OF DISBURSEMENTS
For the month of May 2020

Department : **State Universities and Colleges (SUCs)**
 Agency : **Kalinga State University**
 Operating Unit : **<not applicable>**
 Organization Code: **08 019 0000000**
 Funding Cluster: **01 - Regular Agency Fund**

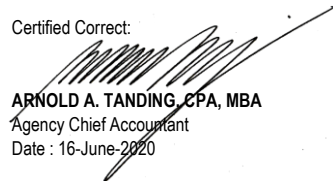
Summary

PARTICULARS	PREVIOUS REPORT	CURRENT MONTH	AS OF DATE
(1)	(2)	(3)	(4)
Total Disbursement Authorities Received	92,831,363.79	36,296,632.52	129,127,996.31
NCA	87,545,000.00	34,580,000.00	122,125,000.00
NTA	0.00	0.00	0.00
Working Fund	0.00	0.00	0.00
TRA	5,286,363.79	1,716,632.52	7,002,996.31
CDC	0.00	0.00	0.00
NCAA	0.00	0.00	0.00
Less: Notice of Transfer Allocations (NTA)* issued	0.00	0.00	0.00
Total Disbursements Authorities Available	92,831,363.79	36,296,632.52	129,127,996.31
Less	0.00	0.00	0.00
Lapsed NCA	0.00	0.00	0.00
Disbursements	76,368,644.06	25,328,527.28	101,697,171.34
Less: Other Non-Cash Disbursements	0.00	0.00	0.00
Disbursements effected through outright deductions from claims	0.00	0.00	0.00
Overpayment of expenses(e.g. personnel benefits)	0.00	0.00	0.00
Restitution for loss of government property	0.00	0.00	0.00
Liquidated damages and similar claims	0.00	0.00	0.00
Others (e.g. TEF, BTr, Docs Stamp, etc.)	0.00	0.00	0.00
Add/Less: Adjustments (e.g. cancelled/staled checks)	0.00	0.00	0.00
Balance of Disbursement Authorities as at date	16,462,719.73	10,968,105.24	27,430,824.97
Total Disbursements Program	92,831,363.79	36,296,632.52	129,127,996.31
Less: * Actual Disbursements	76,368,644.06	25,328,527.28	101,697,171.34
(Over)/Under spending~	16,462,719.73	10,968,105.24	27,430,824.97


Notes: * The use of NTA is discouraged

Notes: ** Amounts should tally with the grand total disbursement (column 27).


Certified Correct:


ARNOLD A. TANDING, CPA, MBA
 Agency Chief Accountant
 Date : 16-June-2020

Recommending Approval:


DANILO T. BUEN, MBA
 Director, FMS
 Date : 16-June-2020

Approved By:


EDUARDO T. BAGTANG, CPA, DBM
 Agency Head of Authorized Representative
 Date : 16-June-2020

MONTHLY REPORT OF DISBURSEMENTS
For the month of June 2020

Department : **State Universities and Colleges (SUCs)**
 Agency : **Kalinga State University**
 Operating Unit : **<not applicable>**
 Organization Code: **08 019 0000000**
 Funding Cluster: **01 - Regular Agency Fund**

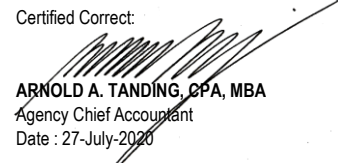
Summary

PARTICULARS	PREVIOUS REPORT	CURRENT MONTH	AS OF DATE
(1)	(2)	(3)	(4)
Total Disbursement Authorities Received	129,127,996.31	25,716,541.86	154,844,538.17
NCA	122,125,000.00	24,006,000.00	146,131,000.00
NTA	0.00	0.00	0.00
Working Fund	0.00	0.00	0.00
TRA	7,002,996.31	1,710,541.86	8,713,538.17
CDC	0.00	0.00	0.00
NCAA	0.00	0.00	0.00
Less: Notice of Transfer Allocations (NTA)* issued	0.00	0.00	0.00
Total Disbursements Authorities Available	129,127,996.31	25,716,541.86	154,844,538.17
Less	0.00	0.00	0.00
Lapsed NCA	0.00	0.00	0.00
Disbursements	101,697,171.34	25,868,255.94	127,565,427.28
Less: Other Non-Cash Disbursements	0.00	0.00	0.00
Disbursements effected through outright deductions from claims	0.00	0.00	0.00
Overpayment of expenses(e.g. personnel benefits)	0.00	0.00	0.00
Restitution for loss of government property	0.00	0.00	0.00
Liquidated damages and similar claims	0.00	0.00	0.00
Others (e.g. TEF, BTr, Docs Stamp, etc.)	0.00	0.00	0.00
Add/Less: Adjustments (e.g. cancelled/staled checks)	0.00	0.00	0.00
Balance of Disbursement Authorities as at date	27,430,824.97	-151,714.08	27,279,110.89
Total Disbursements Program	129,127,996.31	25,716,541.86	154,844,538.17
Less: * Actual Disbursements	101,697,171.34	25,868,255.94	127,565,427.28
(Over)/Under spending~	27,430,824.97	-151,714.08	27,279,110.89


Notes: * The use of NTA is discouraged

Notes: ** Amounts should tally with the grand total disbursement (column 27).


Certified Correct:


ARNOLD A. TANDING, CPA, MBA
 Agency Chief Accountant
 Date : 27-July-2020

Recommending Approval:


DANILO T. BUEN, MBA
 Director, FMS
 Date : 27-July-2020

Approved By:


EDUARDO T. BAGTANG, CPA, DBM
 Agency Head or Authorized Representative
 Date : 27-July-2020

Summary

PARTICULARS	PREVIOUS REPORT	CURRENT MONTH	AS OF DATE
(1)	(2)	(3)	(4)
Total Disbursement Authorities Received	154,844,538.17	47,106,425.84	201,950,964.01
NCA	146,131,000.00	45,752,000.00	191,883,000.00
NTA	0.00	0.00	0.00
Working Fund	0.00	0.00	0.00
TRA	8,713,538.17	1,354,425.84	10,067,964.01
CDC	0.00	0.00	0.00
NCAA	0.00	0.00	0.00
Less: Notice of Transfer Allocations (NTA)* issued	0.00	0.00	0.00
Total Disbursements Authorities Available	154,844,538.17	47,106,425.84	201,950,964.01
Less	0.00	0.00	0.00
Lapsed NCA	0.00	0.00	0.00
Disbursements	127,565,427.28	13,949,881.18	141,515,308.46
Less: Other Non-Cash Disbursements	0.00	0.00	0.00
Disbursements effected through outright deductions from claim:	0.00	0.00	0.00
Overpayment of expenses(e.g. personnel benefits)	0.00	0.00	0.00
Restitution for loss of government property	0.00	0.00	0.00
Liquidated damages and similar claims	0.00	0.00	0.00
Others (e.g. TEF, BTr, Docs Stamp, etc.)	0.00	0.00	0.00
Add/Less: Adjustments (e.g. cancelled/staled checks)	0.00	0.00	0.00
Balance of Disbursement Authorities as at date	27,279,110.89	33,156,544.66	60,435,655.55
Total Disbursements Program	154,844,538.17	47,106,425.84	201,950,964.01
Less: * Actual Disbursements	127,565,427.28	13,949,881.18	141,515,308.46
(Over)/Under spending-	27,279,110.89	33,156,544.66	60,435,655.55

Notes: * The use of NTA is discouraged

Notes: ** Amounts should tally with the grand total disbursement (column 27).

Certified Correct:

ARNOLD A. TANDING, CPA, MBA

Agency Chief Accountant

Date : 20-October-2020

Recommending Approval:

DANILO T. BUEN, MBA

Director, FMS

Date : 20-October-2020

Approved By:

EDUARDO T. BAGTANG, CPA, DBM

Agency Head or Authorized Representative

Date : 20-October-2020


Summary

PARTICULARS	PREVIOUS REPORT	CURRENT MONTH	AS OF DATE
(1)	(2)	(3)	(4)
Total Disbursement Authorities Received	201,950,964.01	3,048,083.25	204,999,047.26
NCA	191,883,000.00	0.00	191,883,000.00
NTA	0.00	0.00	0.00
Working Fund	0.00	0.00	0.00
TRA	10,067,964.01	3,048,083.25	13,116,047.26
CDC	0.00	0.00	0.00
NCAA	0.00	0.00	0.00
Less: Notice of Transfer Allocations (NTA)* issued	0.00	0.00	0.00
Total Disbursements Authorities Available	201,950,964.01	3,048,083.25	204,999,047.26
Less	0.00	0.00	0.00
Lapsed NCA	0.00	0.00	0.00
Disbursements	141,515,308.46	20,491,480.91	162,006,789.37
Less: Other Non-Cash Disbursements	0.00	0.00	0.00
Disbursements effected through outright deductions from claims:	0.00	0.00	0.00
Overpayment of expenses(e.g. personnel benefits)	0.00	0.00	0.00
Restitution for loss of government property	0.00	0.00	0.00
Liquidated damages and similar claims	0.00	0.00	0.00
Others (e.g. TEF, BTr, Docs Stamp, etc.)	0.00	0.00	0.00
Add/Less: Adjustments (e.g. cancelled/staled checks)	0.00	0.00	0.00
Balance of Disbursement Authorities as at date	60,435,655.55	-17,443,397.66	42,992,257.89
Total Disbursements Program	201,950,964.01	3,048,083.25	204,999,047.26
Less: * Actual Disbursements	141,515,308.46	20,491,480.91	162,006,789.37
(Over)/Under spending-	60,435,655.55	-17,443,397.66	42,992,257.89


Notes: * The use of NTA is discouraged

Notes: ** Amounts should tally with the grand total disbursement (column 27).


Certified Correct:


ARNOLD A. TANDING, CPA, MBA
 Agency Chief Accountant
 Date : 20-October-2020

Recommending Approval:


DANILO T. BUEN, MBA
 Director, FMS
 Date : 20-October-2020

Approved By:


EDUARDO T. BAGTANG, CPA, DBM
 Agency Head or Authorized Representative
 Date : 20-October-2020

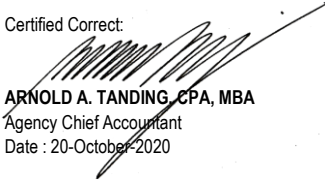
Summary

PARTICULARS (1)	PREVIOUS REPORT (2)	CURRENT MONTH (3)	AS OF DATE (4)
Total Disbursement Authorities Received	204,999,047.26	1,270,682.22	206,269,729.48
NCA	191,883,000.00	0.00	191,883,000.00
NTA	0.00	0.00	0.00
Working Fund	0.00	0.00	0.00
TRA	13,116,047.26	1,270,682.22	14,386,729.48
CDC	0.00	0.00	0.00
NCAA	0.00	0.00	0.00
Less: Notice of Transfer Allocations (NTA)* issued	0.00	0.00	0.00
Total Disbursements Authorities Available	204,999,047.26	1,270,682.22	206,269,729.48
Less:	0.00	0.00	0.00
Lapsed NCA	0.00	0.00	0.00
Disbursements	162,006,789.37	16,983,829.22	178,990,618.59
Less: Other Non-Cash Disbursements	0.00	0.00	0.00
Disbursements effected through outright deductions from claims	0.00	0.00	0.00
Overpayment of expenses(e.g. personnel benefits)	0.00	0.00	0.00
Restitution for loss of government property	0.00	0.00	0.00
Liquidated damages and similar claims	0.00	0.00	0.00
Others (e.g. TEF, BTr, Docs Stamp, etc.)	0.00	0.00	0.00
Add/Less: Adjustments (e.g. cancelled/staled checks)	0.00	0.00	0.00
Balance of Disbursement Authorities as at date	42,992,257.89	-15,713,147.00	27,279,110.89
Total Disbursements Program	204,999,047.26	1,270,682.22	206,269,729.48
Less: * Actual Disbursements	162,006,789.37	16,983,829.22	178,990,618.59
(Over)/Under spending~	42,992,257.89	-15,713,147.00	27,279,110.89


Notes: * The use of NTA is discouraged

Notes: ** Amounts should tally with the grand total disbursement (column 27).


Certified Correct:


ARNOLD A. TANDING, CPA, MBA
 Agency Chief Accountant
 Date : 20-October-2020

Recommending Approval:


DANILO T. BUEN, MBA
 Director, FMS
 Date : 20-October-2020

Approved By:


EDUARDO T. BAGTANG, CPA, DBM
 Agency Head of Authorized Representative
 Date : 20-October-2020

This report was generated using the Unified Reporting System on 20/10/2020 16:19 version.FAR4.1.2 ; Status : SUBMITTED

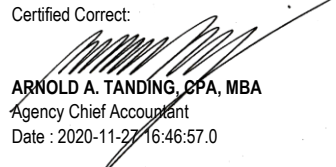
Summary

PARTICULARS (1)	PREVIOUS REPORT (2)	CURRENT MONTH (3)	AS OF DATE (4)
Total Disbursement Authorities Received	206,269,729.48	25,769,626.81	232,039,356.29
NCA	191,883,000.00	24,214,502.00	216,097,502.00
NTA	0.00	0.00	0.00
Working Fund	0.00	0.00	0.00
TRA	14,386,729.48	1,555,124.81	15,941,854.29
CDC	0.00	0.00	0.00
NCAA	0.00	0.00	0.00
Less: Notice of Transfer Allocations (NTA)* issued	0.00	0.00	0.00
Total Disbursements Authorities Available	206,269,729.48	25,769,626.81	232,039,356.29
Less	0.00	0.00	0.00
Lapsed NCA	0.00	0.00	0.00
Disbursements	178,990,618.59	19,948,360.33	198,938,978.92
Less: Other Non-Cash Disbursements	0.00	0.00	0.00
Disbursements effected through outright deductions from claims	0.00	0.00	0.00
Overpayment of expenses(e.g. personnel benefits)	0.00	0.00	0.00
Restitution for loss of government property	0.00	0.00	0.00
Liquidated damages and similar claims	0.00	0.00	0.00
Others (e.g. TEF, BTr, Docs Stamp, etc.)	0.00	0.00	0.00
Add/Less: Adjustments (e.g. cancelled/staled checks)	0.00	0.00	0.00
Balance of Disbursement Authorities as at date	27,279,110.89	5,821,266.48	33,100,377.37
Total Disbursements Program	206,269,729.48	25,769,626.81	232,039,356.29
Less: * Actual Disbursements	178,990,618.59	19,948,360.33	198,938,978.92
(Over)/Under spending~	27,279,110.89	5,821,266.48	33,100,377.37


Notes: * The use of NTA is discouraged

Notes: ** Amounts should tally with the grand total disbursement (column 27).


Certified Correct:


ARNOLD A. TANDING, CPA, MBA
 Agency Chief Accountant
 Date : 2020-11-27 16:46:57.0

Recommending Approval:


DANILO T. BUEN, MBA
 Director, FMS
 Date : 2020-11-27 16:48:50.0

Approved By:


EDUARDO T. BAGTANG, CPA, DBM
 Agency Head or Authorized Representative
 Date : 2020-11-27 16:51:

This report was generated using the Unified Reporting System on 10/01/2021 14:13 version.FAR4.1.2 ; Status : SUBMITTED

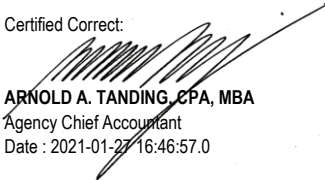
Summary

PARTICULARS (1)	PREVIOUS REPORT (2)	CURRENT MONTH (3)	AS OF DATE (4)
Total Disbursement Authorities Received	232,039,356.29	39,873,037.25	271,912,393.54
NCA	216,097,502.00	36,485,237.00	252,582,739.00
NTA	0.00	0.00	0.00
Working Fund	0.00	0.00	0.00
TRA	15,941,854.29	3,387,800.25	19,329,654.54
CDC	0.00	0.00	0.00
NCAA	0.00	0.00	0.00
Less: Notice of Transfer Allocations (NTA)* issued	0.00	0.00	0.00
Total Disbursements Authorities Available	232,039,356.29	39,873,037.25	271,912,393.54
Less	0.00	0.00	0.00
Lapsed NCA	0.00	0.00	0.00
Disbursements	198,938,978.92	34,971,252.20	233,910,231.12
Less: Other Non-Cash Disbursements	0.00	0.00	0.00
Disbursements effected through outright deductions from claims	0.00	0.00	0.00
Overpayment of expenses(e.g. personnel benefits)	0.00	0.00	0.00
Restitution for loss of government property	0.00	0.00	0.00
Liquidated damages and similar claims	0.00	0.00	0.00
Others (e.g. TEF, BTr, Docs Stamp, etc.)	0.00	0.00	0.00
Add/Less: Adjustments (e.g. cancelled/staled checks)	0.00	0.00	0.00
Balance of Disbursement Authorities as at date	33,100,377.37	4,901,785.05	38,002,162.42
Total Disbursements Program	232,039,356.29	39,873,037.25	271,912,393.54
Less: * Actual Disbursements	198,938,978.92	34,971,252.20	233,910,231.12
(Over)/Under spending~	33,100,377.37	4,901,785.05	38,002,162.42


Notes: * The use of NTA is discouraged

Notes: ** Amounts should tally with the grand total disbursement (column 27).


Certified Correct:


ARNOLD A. TANDING, CPA, MBA
 Agency Chief Accountant
 Date : 2021-01-27 16:46:57.0

Recommending Approval:


DANILO T. BUEN, MBA
 Director, FMS
 Date : 2021-01-27 16:48:50.0

Approved By:


EDUARDO T. BAGTANG, CPA, DBM
 Agency Head or Authorized Representative
 Date : 2021-01-27 16:51:

This report was generated using the Unified Reporting System on 28/01/2021 08:52 version.FAR4.1.2 ; Status : SUBMITTED


Summary

PARTICULARS (1)	PREVIOUS REPORT (2)	CURRENT MONTH (3)	AS OF DATE (4)
Total Disbursement Authorities Received	271,912,393.54	44,918,424.27	316,830,817.81
NCA	252,582,739.00	40,134,970.00	292,717,709.00
NTA	0.00	0.00	0.00
Working Fund	0.00	0.00	0.00
TRA	19,329,654.54	4,783,454.27	24,113,108.81
CDC	0.00	0.00	0.00
NCAA	0.00	0.00	0.00
Less: Notice of Transfer Allocations (NTA)* issued	0.00	0.00	0.00
Total Disbursements Authorities Available	271,912,393.54	44,918,424.27	316,830,817.81
Less	0.00	0.00	0.00
Lapsed NCA	0.00	0.00	0.00
Disbursements	233,910,231.12	55,466,021.62	289,376,252.74
Less: Other Non-Cash Disbursements	0.00	0.00	0.00
Disbursements effected through outright deductions from claims	0.00	0.00	0.00
Overpayment of expenses(e.g. personnel benefits)	0.00	0.00	0.00
Restitution for loss of government property	0.00	0.00	0.00
Liquidated damages and similar claims	0.00	0.00	0.00
Others (e.g. TEF, BTr, Docs Stamp, etc.)	0.00	0.00	0.00
Add/Less: Adjustments (e.g. cancelled/staled checks)	0.00	0.00	0.00
Balance of Disbursement Authorities as at date	38,002,162.42	-10,547,597.35	27,454,565.07
Total Disbursements Program	271,912,393.54	44,918,424.27	316,830,817.81
Less: * Actual Disbursements	233,910,231.12	55,466,021.62	289,376,252.74
(Over)/Under spending~	38,002,162.42	-10,547,597.35	27,454,565.07


Notes: * The use of NTA is discouraged

Notes: ** Amounts should tally with the grand total disbursement (column 27).


Certified Correct:


ARNOLD A. TANDING, CPA, MBA
 Agency Chief Accountant
 Date : 2021-01-29 08:28:19.0

Recommending Approval:


DANILO T. BUEN, MBA
 Director, FMS
 Date : 2021-01-29 08:29:45.0

Approved By:


EDUARDO T. BAGTANG, CPA, DBM
 Agency Head or Authorized Representative
 Date : 2021-01-29 08:32:

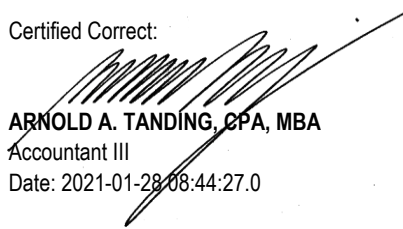
This report was generated using the Unified Reporting System on 29/01/2021 11:54 version.FAR4.1.2 ; Status : SUBMITTED

QUARTERLY REPORT OF REVENUE AND OTHER RECEIPTS
As at the Quarter Ending December 31, 2020


Department : State Universities and Colleges (SUCs)
 Agency : Kalinga State University
 Operating Unit : <not applicable>
 Organization Code : 08 019 0000000
 Funding Cluster : 05 - Internally Generated Funds

Classification/Sources of Revenue and Other Receipts	UACS CODE	REVENUE TARGET (Annual)	Actual Revenue and Other Receipts Collections					Cumulative Remittance/Deposits to Date			Variance		Remarks
			1st Quarter Ending March 31	2nd Quarter Ending June 30	3rd Quarter Ending September 30	4th Quarter Ending December 31	Total	Remittance to BTr	Deposited with AGDB	Total	Amount	%	
1	2	3	4	5	6	7	8=(4+5+6+7)	9	10	11=(9+10)	12=(8-3)	13=(12/3)	14
Internally Generated Funds		59,131,000.00	28,994,084.54	1,545,991.50	8,118,459.42	16,975,472.50	55,634,007.96	0.00	38,891,746.96	55,634,007.96	(3,496,992.04)	-6%	
Revenue Collections		59,131,000.00	28,994,084.54	1,545,991.50	8,118,459.42	16,975,472.50	55,634,007.96	0.00	38,891,746.96	55,634,007.96	(3,496,992.04)	-6%	
Cash Revenue		59,131,000.00	28,994,084.54	1,545,991.50	8,118,459.42	16,975,472.50	55,634,007.96	0.00	38,891,746.96	55,634,007.96	(3,496,992.04)	-6%	
Non-Tax		59,131,000.00	28,994,084.54	1,545,991.50	8,118,459.42	16,975,472.50	55,634,007.96	0.00	55,634,007.96	55,634,007.96	(3,496,992.04)	-6%	
Other Service Income	4020199099	800,000.00	59,060.00	420,165.00	240,985.00	152,471.00	872,681.00	0.00	872,681.00	872,681.00	72,681.00	9%	
Tuition Fees	4020201001	34,288,000.00	16,316,712.54	413,937.00	4,532,484.09	10,283,697.00	31,546,830.63	0.00	31,546,830.63	31,546,830.63	(2,741,169.37)	-8%	
Income Collected from Students	4020201002	23,186,000.00	12,486,288.50	670,814.50	3,325,579.33	6,539,304.50	23,021,986.83	0.00	23,021,986.83	23,021,986.83	(164,013.17)	-1%	
Other School Fees	4020201099	857,000.00	132,023.50	41,075.00	19,411.00	0.00	192,509.50	0.00	192,509.50	192,509.50	(664,490.50)	-78%	
TOTAL		59,131,000.00	28,994,084.54	1,545,991.50	8,118,459.42	16,975,472.50	55,634,007.96	0.00	55,634,007.96	55,634,007.96	(3,496,992.04)	-6%	


Certified Correct:


ARNOLD A. TANDING, CPA, MBA
 Accountant III
 Date: 2021-01-28 08:44:27.0

Recommending Approval:


DANILO T. BUEN, MBA
 Director for Finance Management Services
 Date: 2021-01-28 08:45:40.0

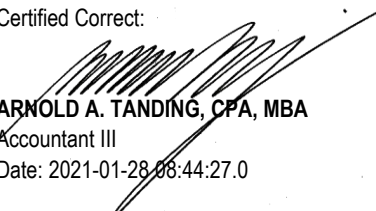
Approved By:



EDUARDO T. BAGTANG, CPA, DBM
 SUC President/III
 Date: 2021-01-28 08:48:58.0

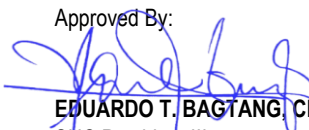
QUARTERLY REPORT OF REVENUE AND OTHER RECEIPTS
As at the Quarter Ending December 31, 2020

Department : State Universities and Colleges (SUCs)
 Agency : Kalinga State University
 Operating Unit : <not applicable>
 Organization Code : 08 019 0000000
 Funding Cluster : 06 - Business Related Funds

Classification/Sources of Revenue and Other Receipts	UACS CODE	REVENUE TARGET (Annual)	Actual Revenue and Other Receipts Collections					Cumulative Remittance/Deposits to Date			Variance		Remarks
			1st Quarter Ending March 31	2nd Quarter Ending June 30	3rd Quarter Ending September 30	4th Quarter Ending December 31	Total	Remittance to BTr	Deposited with AGDB	Total	Amount	%	
1	2	3	4	5	6	7	8=(4+5+6+7)	9	10	11=(9+10)	12=(8-3)	13=(12/3)	14
Business Related Funds		7,000,000.00	385,552.88	1,296,704.91	416,179.35	1,636,921.50	3,735,358.64	0.00	3,735,358.64	3,735,358.64	(3,264,641.36)	-47%	
Revenue Collections		7,000,000.00	385,552.88	1,296,704.91	416,179.35	1,636,921.50	3,735,358.64	0.00	3,735,358.64	3,735,358.64	(3,264,641.36)	-47%	
Cash Revenue		7,000,000.00	385,552.88	1,296,704.91	416,179.35	1,636,921.50	3,735,358.64	0.00	3,735,358.64	3,735,358.64	(3,264,641.36)	-47%	
Non-Tax		7,000,000.00	385,552.88	1,296,704.91	416,179.35	1,636,921.50	3,735,358.64	0.00	3,735,358.64	3,735,358.64	(3,264,641.36)	-47%	
Rent/Lease Income	4020205000	500,000.00	111,212.88	49,949.57	86,800.00	56,720.00	304,682.45	0.00	304,682.45	304,682.45	(195,317.55)	-39%	
Income from Hostels/Dormitories and other Like facilities	4020213000	250,000.00	11,500.00	0.00	0.00	0.00	11,500.00	0.00	11,500.00	11,500.00	(238,500.00)	-95%	
Income from Printing and Publication	4020215000	2,500,000.00	114,640.00	1,155,913.96	252,996.00	1,389,551.00	2,913,100.96	0.00	2,913,100.96	2,913,100.96	413,100.96	17%	
Sale of Animals, Meat and Dairy	4020216006	300,000.00	9,000.00	39,098.73	23,600.00	190,650.50	262,349.23	0.00	262,349.23	262,349.23	(37,650.77)	-13%	
Other Sales	4020216099	1,700,000.00	129,235.00	51,742.65	52,783.35	0.00	233,761.00	0.00	233,761.00	233,761.00	(1,466,239.00)	-86%	
Other Business Income	4020299099	1,750,000.00	9,965.00	0.00	0.00	0.00	9,965.00	0.00	9,965.00	9,965.00	(1,740,035.00)	-99%	
TOTAL		7,000,000.00	385,552.88	1,296,704.91	416,179.35	1,636,921.50	3,735,358.64	0.00	3,735,358.64	3,735,358.64	(3,264,641.36)	-47%	

Certified Correct:

ARNOLD A. TANDING, CPA, MBA
 Accountant III
 Date: 2021-01-28 08:44:27.0

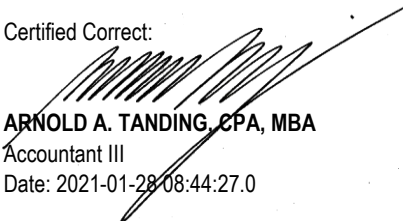
Recommending Approval:

DANILO T. BUEN, MBA
 Director for Finance Management Services
 Date: 2021-01-28 08:45:40.0


Approved By:

EDUARDO T. BAGTANG, CPA, DBM
 SUC President III
 Date: 2021-01-28 08:48:58.0


QUARTERLY REPORT OF REVENUE AND OTHER RECEIPTS
As at the Quarter Ending December 31, 2020

Department : State Universities and Colleges (SUCs)
 Agency : Kalinga State University
 Operating Unit : <not applicable>
 Organization Code : 08 019 0000000
 Funding Cluster : 07 - Trust Receipts

Classification/Sources of Revenue and Other Receipts	UACS CODE	REVENUE TARGET (Annual)	Actual Revenue and Other Receipts Collections					Cumulative Remittance/Deposits to Date			Variance		Remarks
			1st Quarter Ending March 31	2nd Quarter Ending June 30	3rd Quarter Ending September 30	4th Quarter Ending December 31	Total	Remittance to BTr	Deposited with AGDB	Total	Amount	%	
1	2	3	4	5	6	7	8=(4+5+6+7)	9	10	11=(9+10)	12=(8-3)	13=(12/3)	14
Trust Receipts		0.00	34,230,201.00	3,756,379.00	27,192,924.80	35,117,251.22	100,296,756.02	0.00	100,296,756.02	100,296,756.02	100,296,756.02	0%	
Trust Receipts Deposited with Authorized Government Depository Banks (AGDB)		0.00	34,230,201.00	3,756,379.00	27,192,924.80	35,117,251.22	100,296,756.02	0.00	100,296,756.02	100,296,756.02	100,296,756.02	0%	
Due to NGAs		0.00	34,230,201.00	3,756,379.00	27,192,924.80	35,117,251.22	100,296,756.02	0.00	100,296,756.02	100,296,756.02	100,296,756.02	0%	
TOTAL		0.00	34,230,201.00	3,756,379.00	27,192,924.80	35,117,251.22	100,296,756.02	0.00	100,296,756.02	100,296,756.02	100,296,756.02	0%	

Certified Correct:

ARNOLD A. TANDING, CPA, MBA
 Accountant III
 Date: 2021-01-28 08:44:27.0

Recommending Approval:

DANILO T. BUEN, MBA
 Director for Finance Management Services
 Date: 2021-01-28 08:45:40.0

Approved By:

EDUARDO T. BAGTANG, CPA, DBM
 SUC President III
 Date: 2021-01-28 08:48:58.0

STATEMENT OF APPROVED BUDGET, UTILIZATIONS, DISBURSEMENTS AND BALANCES FOR TRUST RECEIPTS

(for Implementing Agency use only)

As at the Quarter Ending December 31, 2020

Department : State Universities and Colleges (SUCs)

Agency : Kalinga State University

Operating Unit : <not applicable>

Organization Code: 08 019 0000000

Funding Cluster: 07 - Trust Receipts

(e.g. UACS Fund Cluster: 05-Internally Generated Funds and 06-Business Related Funds)

X	Inter Agency Fund Transfer
	Grants and Donations (Less than 12 months)

Source Agencies and Projects	UACS CODE	Approved Budget			Utilizations					Disbursements					Balances		
		Approved Budgeted Revenue	Adjustments (Reductions, Modifications/ Augmentations)	Adjusted Budgeted Revenue	1st Quarter Ending March 31	2nd Quarter Ending June 30	3rd Quarter Ending Sept. 30	4th Quarter Ending Dec. 31	Total	1st Quarter Ending March 31	2nd Quarter Ending June 30	3rd Quarter Ending Sept. 30	4th Quarter Ending Dec. 31	Total	Unutilized Budget	Unpaid Utilizations	
																Due and Demandable	Not Yet Due and Demandabl
1	2	3	4	5=[(3+(-)4)]	6	7	8	9	10=(6+7+8+9)	11	12	13	14	15=(11+12+13+14)	16	17	18
Department of Agriculture		1,222,354.01	0.00	1,222,354.01	0.00	0.00	0.00	0.00	0.00	0.00	0.00	0.00	0.00	0.00	1,222,354.01	0.00	0.00
Production of Coffee Seedlings		1,222,354.01	0.00	1,222,354.01	0.00	0.00	0.00	0.00	0.00					0.00	1,222,354.01	0.00	0.00
PS		0.00	0.00	0.00	0.00	0.00	0.00	0.00	0.00	0.00	0.00	0.00	0.00	0.00	0.00	0.00	0.00
MOOE		1,222,354.01		1,222,354.01	0.00	0.00	0.00	0.00	0.00	0.00	0.00	0.00	0.00	0.00	1,222,354.01	0.00	0.00
CO		0.00	0.00	0.00	0.00	0.00	0.00	0.00	0.00	0.00	0.00	0.00	0.00	0.00	0.00	0.00	0.00
DOST-PCAARRD		423,825.78	0.00	423,825.78	0.00	0.00	0.00	0.00	0.00	0.00	0.00	0.00	0.00	0.00	423,825.78	0.00	0.00
Conservation, Improvement and Profitable Utilization of the Philippine Native Pigs - Organized Breeding and Selection for the Establishment of Breeding True-to-Type Native Pig Populations in the Cordillera Administrative Region, Cagayan Valley, Calabarzon and Mimaropa Regions		423,825.78	0.00	423,825.78	0.00	0.00	0.00	0.00	0.00	0.00	0.00	0.00	0.00	0.00	423,825.78	0.00	0.00
PS		0.00	0.00	0.00					0.00					0.00	0.00	0.00	0.00
MOOE		423,825.78	0.00	423,825.78					0.00					0.00	423,825.78	0.00	0.00
CO		0.00	0.00	0.00					0.00					0.00	0.00	0.00	0.00
DOST-PCAARRD		733,609.43	0.00	733,609.43	0.00	0.00	0.00	0.00	0.00	0.00	0.00	0.00	0.00	0.00	733,609.43	0.00	0.00
Conservation, Improvement and Profitable Utilization of the Philippine Native Pigs - Local Resource-Based Free Range Production Management Protocols and Systems for Breeder and Slaughter Native Pigs		733,609.43	0.00	733,609.43	0.00	0.00	0.00	0.00	0.00	0.00	0.00	0.00	0.00	0.00	733,609.43	0.00	0.00
PS		0.00	0.00	0.00	0.00	0.00	0.00	0.00	0.00	0.00	0.00	0.00	0.00	0.00	0.00	0.00	0.00

APPROPRIATIONS, OBLIGATIONS AND DISBURSEMENTS
As of Month Ending January 31, 2020

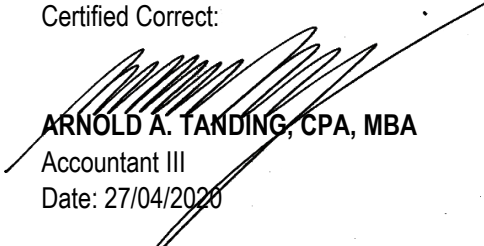
Department : State Universities and Colleges (SUCs)
 Agency : Kalinga State University (KSU)
 Operating Unit : < not applicable >
 Organization Code : 08 019 0000000

Particulars	Available Appropriations	Allotment Releases		Obligations		Disbursements		
	Amount	Amount	% to Available Appropriations	Amount	% to Allotment	Amount	% to Allotment	% to Obligations
B. Details by Agency	436,484,637.57	426,423,637.57	98%	141,030,935.14	33%	11,993,297.57	3%	9%
Kalinga State University	436,484,637.57	426,423,637.57	98%	141,030,935.14	33%	11,993,297.57	3%	9%
< not applicable >	436,484,637.57	426,423,637.57	98%	141,030,935.14	33%	11,993,297.57	3%	9%
Accounts Payable	129,037,637.57	129,037,637.57	100%	129,037,637.57	100%	0.00	0%	0%
PS	2,727,609.12	2,727,609.12	100%	2,727,609.12	100%	0.00	0%	0%
MOOE	9,692,435.32	9,692,435.32	100%	9,692,435.32	100%	0.00	0%	0%
CO	116,617,593.13	116,617,593.13	100%	116,617,593.13	100%	0.00	0%	0%
Current Year	307,447,000.00	297,386,000.00	97%	11,993,297.57	4%	11,993,297.57	4%	100%
PS	201,387,000.00	192,826,000.00	96%	11,689,415.93	6%	11,689,415.93	6%	100%
MOOE	42,660,000.00	41,160,000.00	96%	303,881.64	1%	303,881.64	1%	100%
CO	63,400,000.00	63,400,000.00	100%	0.00	0%	0.00	0%	0%
Prior Year	0.00	0.00	0%	0.00	0%	0.00	0%	0%
PS	0.00	0.00	0%	0.00	0%	0.00	0%	0%
MOOE	0.00	0.00	0%	0.00	0%	0.00	0%	0%
CO	0.00	0.00	0%	0.00	0%	0.00	0%	0%


Certified Correct:


ELSIE P. ANDRES
 Budget Officer
 Date: 27/04/2020

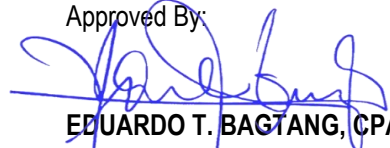
Certified Correct:


ARNOLD A. TANDING, CPA, MBA
 Accountant III
 Date: 27/04/2020

Recommended By:


DANILO T. BUEN, MBA
 Director, FMS
 Date: 27/04/2020

Approved By:


EDUARDO T. BAGTANG, CPA, DBM
 SUC President III
 Date: 27/04/2020

This report was generated using the Unified Reporting System on 27/04/2020 11:26 Status : SUBMITTED

APPROPRIATIONS, OBLIGATIONS AND DISBURSEMENTS
As of Month Ending February 29, 2020

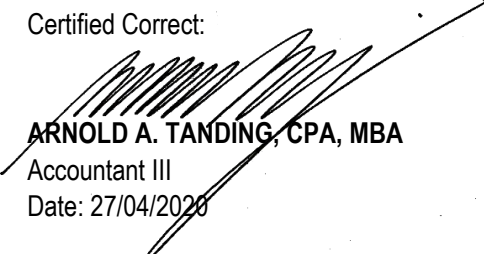
Department : State Universities and Colleges (SUCs)
 Agency : Kalinga State University (KSU)
 Operating Unit : < not applicable >
 Organization Code : 08 019 0000000

Particulars	Available Appropriations	Allotment Releases		Obligations		Disbursements		
	Amount	Amount	% to Available Appropriations	Amount	% to Allotment	Amount	% to Allotment	% to Obligations
B. Details by Agency	436,484,637.57	426,423,637.57	98%	158,819,166.15	37%	28,281,978.58	7%	18%
Kalinga State University	436,484,637.57	426,423,637.57	98%	158,819,166.15	37%	28,281,978.58	7%	18%
< not applicable >	436,484,637.57	426,423,637.57	98%	158,819,166.15	37%	28,281,978.58	7%	18%
PS	129,037,637.57	129,037,637.57	100%	129,037,637.57	100%	0.00	0%	0%
MOOE	2,727,609.12	2,727,609.12	100%	2,727,609.12	100%	0.00	0%	0%
CO	9,692,435.32	9,692,435.32	100%	9,692,435.32	100%	0.00	0%	0%
Current Year	116,617,593.13	116,617,593.13	100%	116,617,593.13	100%	0.00	0%	0%
PS	307,447,000.00	297,386,000.00	97%	29,781,528.58	10%	28,281,978.58	10%	95%
MOOE	201,387,000.00	192,826,000.00	96%	26,001,506.22	13%	26,001,506.22	13%	100%
CO	42,660,000.00	41,160,000.00	96%	2,274,127.84	6%	2,274,127.84	6%	100%
Prior Year	63,400,000.00	63,400,000.00	100%	1,505,894.52	2%	6,344.52	0%	0%
PS	0.00	0.00	0%	0.00	0%	0.00	0%	0%
MOOE	0.00	0.00	0%	0.00	0%	0.00	0%	0%
CO	0.00	0.00	0%	0.00	0%	0.00	0%	0%
CO	0.00	0.00	0%	0.00	0%	0.00	0%	0%


Certified Correct:


ELSIE P. ANDRES
 Budget Officer
 Date: 27/04/2020


Certified Correct:


ARNOLD A. TANDING, CPA, MBA
 Accountant III
 Date: 27/04/2020

Recommended By:


DANILO T. BUEN, MBA
 Director, FMS
 Date: 27/04/2020

Approved By:


EDUARDO T. BAGTANG, CPA, DBM
 SUC President III
 Date: 27/04/2020


This report was generated using the Unified Reporting System on 27/04/2020 11:27 Status : SUBMITTED

APPROPRIATIONS, OBLIGATIONS AND DISBURSEMENTS
As of Month Ending March 31, 2020

Department : State Universities and Colleges (SUCs)
 Agency : Kalinga State University (KSU)
 Operating Unit : < not applicable >
 Organization Code : 08 019 0000000

Particulars	Available Appropriations	Allotment Releases		Obligations		Disbursements		
	Amount	Amount	% to Available Appropriations	Amount	% to Allotment	Amount	% to Allotment	% to Obligations
B. Details by Agency	436,484,637.57	426,423,637.57	98%	198,544,543.75	47%	49,565,312.74	12%	25%
Kalinga State University	436,484,637.57	426,423,637.57	98%	198,544,543.75	47%	49,565,312.74	12%	25%
< not applicable >	436,484,637.57	426,423,637.57	98%	198,544,543.75	47%	49,565,312.74	12%	25%
Accounts Payable	129,037,637.57	129,037,637.57	100%	129,037,637.57	100%	0.00	0%	0%
PS	2,727,609.12	2,727,609.12	100%	2,727,609.12	100%	0.00	0%	0%
MOOE	9,692,435.32	9,692,435.32	100%	9,692,435.32	100%	0.00	0%	0%
CO	116,617,593.13	116,617,593.13	100%	116,617,593.13	100%	0.00	0%	0%
Current Year	307,447,000.00	297,386,000.00	97%	69,506,906.18	23%	49,565,312.74	17%	71%
PS	201,387,000.00	192,826,000.00	96%	40,983,979.03	21%	40,983,979.03	21%	100%
MOOE	42,660,000.00	41,160,000.00	96%	4,446,029.44	11%	4,446,029.44	11%	100%
CO	63,400,000.00	63,400,000.00	100%	24,076,897.71	38%	4,135,304.27	7%	0%
Prior Year	0.00	0.00	0%	0.00	0%	0.00	0%	0%
PS	0.00	0.00	0%	0.00	0%	0.00	0%	0%
MOOE	0.00	0.00	0%	0.00	0%	0.00	0%	0%
CO	0.00	0.00	0%	0.00	0%	0.00	0%	0%


Certified Correct:


ELSIE P. ANDRES
 Budget Officer
 Date: 27/04/2020


Certified Correct:


ARNOLD A. TANDING, CPA, MBA
 Accountant III
 Date: 27/04/2020

Recommended By:


DANILO T. BUEN, MBA
 Director, FMS
 Date: 27/04/2020

Approved By:


EDUARDO T. BAGTANG, CPA, DBM
 SUC President III
 Date: 27/04/2020


This report was generated using the Unified Reporting System on 27/04/2020 11:28 Status : SUBMITTED

APPROPRIATIONS, OBLIGATIONS AND DISBURSEMENTS
As of Month Ending April 30, 2020

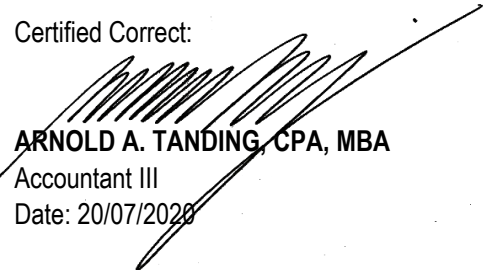
Department : State Universities and Colleges (SUCs)
 Agency : Kalinga State University (KSU)
 Operating Unit : < not applicable >
 Organization Code : 08 019 0000000

Particulars	Available Appropriations	Allotment Releases		Obligations		Disbursements		
	Amount	Amount	% to Available Appropriations	Amount	% to Allotment	Amount	% to Allotment	% to Obligations
B. Details by Agency	436,484,637.57	414,839,637.57	95%	216,168,895.36	52%	65,982,824.35	16%	31%
Kalinga State University	436,484,637.57	414,839,637.57	95%	216,168,895.36	52%	65,982,824.35	16%	31%
< not applicable >	436,484,637.57	414,839,637.57	95%	216,168,895.36	52%	65,982,824.35	16%	31%
Accounts Payable	129,037,637.57	129,037,637.57	100%	129,037,637.57	100%	0.00	0%	0%
PS	2,727,609.12	2,727,609.12	100%	2,727,609.12	100%	0.00	0%	0%
MOOE	9,692,435.32	9,692,435.32	100%	9,692,435.32	100%	0.00	0%	0%
CO	116,617,593.13	116,617,593.13	100%	116,617,593.13	100%	0.00	0%	0%
Current Year	307,447,000.00	285,802,000.00	93%	87,131,257.79	30%	65,982,824.35	23%	76%
PS	201,387,000.00	181,242,000.00	90%	55,977,606.40	31%	55,977,606.40	31%	100%
MOOE	42,660,000.00	41,160,000.00	96%	5,835,472.00	14%	5,835,472.00	14%	100%
CO	63,400,000.00	63,400,000.00	100%	25,318,179.39	40%	4,169,745.95	7%	0%
Prior Year	0.00	0.00	0%	0.00	0%	0.00	0%	0%
PS	0.00	0.00	0%	0.00	0%	0.00	0%	0%
MOOE	0.00	0.00	0%	0.00	0%	0.00	0%	0%
CO	0.00	0.00	0%	0.00	0%	0.00	0%	0%


Certified Correct:


ELSIE P. ANDRES
 Budget Officer
 Date: 20/07/2020


Certified Correct:


ARNOLD A. TANDING, CPA, MBA
 Accountant III
 Date: 20/07/2020

Recommended By:


DANILO T. BUEN, MBA
 Director, FMS
 Date: 20/07/2020

Approved By:


EDUARDO T. BAGTANG, CPA, DBM
 SUC President III
 Date: 20/07/2020


This report was generated using the Unified Reporting System on 20/07/2020 08:34 Status : SUBMITTED

APPROPRIATIONS, OBLIGATIONS AND DISBURSEMENTS
As of Month Ending May 31, 2020

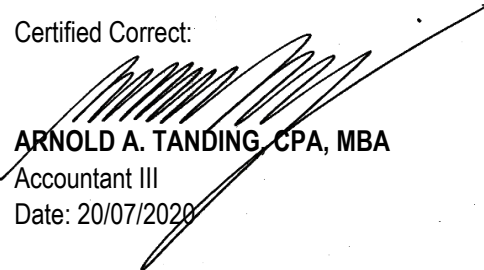
Department : State Universities and Colleges (SUCs)
 Agency : Kalinga State University (KSU)
 Operating Unit : < not applicable >
 Organization Code : 08 019 0000000

Particulars	Available Appropriations	Allotment Releases		Obligations		Disbursements		
	Amount	Amount	% to Available Appropriations	Amount	% to Allotment	Amount	% to Allotment	% to Obligations
B. Details by Agency	436,484,637.57	414,839,637.57	95%	241,463,040.54	58%	91,276,969.53	22%	38%
Kalinga State University	436,484,637.57	414,839,637.57	95%	241,463,040.54	58%	91,276,969.53	22%	38%
< not applicable >	436,484,637.57	414,839,637.57	95%	241,463,040.54	58%	91,276,969.53	22%	38%
Accounts Payable	129,037,637.57	129,037,637.57	100%	129,037,637.57	100%	0.00	0%	0%
PS	2,727,609.12	2,727,609.12	100%	2,727,609.12	100%	0.00	0%	0%
MOOE	9,692,435.32	9,692,435.32	100%	9,692,435.32	100%	0.00	0%	0%
CO	116,617,593.13	116,617,593.13	100%	116,617,593.13	100%	0.00	0%	0%
Current Year	307,447,000.00	285,802,000.00	93%	112,425,402.97	39%	91,276,969.53	32%	81%
PS	201,387,000.00	181,242,000.00	90%	80,499,637.13	44%	80,499,637.13	44%	100%
MOOE	42,660,000.00	41,160,000.00	96%	6,607,586.45	16%	6,607,586.45	16%	100%
CO	63,400,000.00	63,400,000.00	100%	25,318,179.39	40%	4,169,745.95	7%	0%
Prior Year	0.00	0.00	0%	0.00	0%	0.00	0%	0%
PS	0.00	0.00	0%	0.00	0%	0.00	0%	0%
MOOE	0.00	0.00	0%	0.00	0%	0.00	0%	0%
CO	0.00	0.00	0%	0.00	0%	0.00	0%	0%


Certified Correct:


ELSIE P. ANDRES
 Budget Officer
 Date: 20/07/2020


Certified Correct:


ARNOLD A. TANDING, CPA, MBA
 Accountant III
 Date: 20/07/2020

Recommended By:


DANILO T. BUEN, MBA
 Director, FMS
 Date: 20/07/2020

Approved By:


EDUARDO T. BAGTANG, CPA, DBM
 SUC President III
 Date: 20/07/2020

This report was generated using the Unified Reporting System on 20/07/2020 08:36 Status : SUBMITTED

APPROPRIATIONS, OBLIGATIONS AND DISBURSEMENTS
As of Month Ending June 30, 2020

Department : State Universities and Colleges (SUCs)
 Agency : Kalinga State University (KSU)
 Operating Unit : < not applicable >
 Organization Code : 08 019 0000000

Particulars	Available Appropriations	Allotment Releases		Obligations		Disbursements		
	Amount	Amount	% to Available Appropriations	Amount	% to Allotment	Amount	% to Allotment	% to Obligations
B. Details by Agency	436,484,637.57	404,383,637.57	93%	263,458,683.60	65%	115,590,649.55	29%	44%
Kalinga State University	436,484,637.57	404,383,637.57	93%	263,458,683.60	65%	115,590,649.55	29%	44%
< not applicable >	436,484,637.57	404,383,637.57	93%	263,458,683.60	65%	115,590,649.55	29%	44%
Accounts Payable	129,037,637.57	129,037,637.57	100%	129,037,637.57	100%	0.00	0%	0%
PS	2,727,609.12	2,727,609.12	100%	2,727,609.12	100%	0.00	0%	0%
MOOE	9,692,435.32	9,692,435.32	100%	9,692,435.32	100%	0.00	0%	0%
CO	116,617,593.13	116,617,593.13	100%	116,617,593.13	100%	0.00	0%	0%
Current Year	307,447,000.00	275,346,000.00	90%	134,421,046.03	49%	115,590,649.55	42%	86%
PS	201,387,000.00	181,242,000.00	90%	99,741,405.18	55%	99,741,405.18	55%	100%
MOOE	42,660,000.00	30,704,000.00	72%	9,342,427.90	30%	9,342,427.90	30%	100%
CO	63,400,000.00	63,400,000.00	100%	25,337,212.95	40%	6,506,816.47	10%	0%
Prior Year	0.00	0.00	0%	0.00	0%	0.00	0%	0%
PS	0.00	0.00	0%	0.00	0%	0.00	0%	0%
MOOE	0.00	0.00	0%	0.00	0%	0.00	0%	0%
CO	0.00	0.00	0%	0.00	0%	0.00	0%	0%


Certified Correct:


ELSIE P. ANDRES
 Budget Officer
 Date: 26/07/2020


Certified Correct:


ARNOLD A. TANDING, CPA, MBA
 Accountant III
 Date: 26/07/2020

Recommended By:


DANILO T. BUEN, MBA
 Director, FMS
 Date: 26/07/2020

Approved By:


EDUARDO T. BAGTANG, CPA, DBM
 SUC President III
 Date: 26/07/2020


This report was generated using the Unified Reporting System on 26/07/2020 14:40 Status : SUBMITTED

APPROPRIATIONS, OBLIGATIONS AND DISBURSEMENTS
As of Month Ending July 31, 2020

Department : State Universities and Colleges (SUCs)
 Agency : Kalinga State University (KSU)
 Operating Unit : < not applicable >
 Organization Code : 08 019 0000000

Particulars	Available Appropriations	Allotment Releases		Obligations		Disbursements		
	Amount	Amount	% to Available Appropriations	Amount	% to Allotment	Amount	% to Allotment	% to Obligations
B. Details by Agency	412,944,637.57	404,383,637.57	98%	278,423,461.24	69%	132,331,648.05	33%	48%
Kalinga State University	412,944,637.57	404,383,637.57	98%	278,423,461.24	69%	132,331,648.05	33%	48%
< not applicable >	412,944,637.57	404,383,637.57	98%	278,423,461.24	69%	132,331,648.05	33%	48%
Accounts Payable	129,037,637.57	129,037,637.57	100%	129,037,637.57	100%	0.00	0%	0%
PS	2,727,609.12	2,727,609.12	100%	2,727,609.12	100%	0.00	0%	0%
MOOE	9,692,435.32	9,692,435.32	100%	9,692,435.32	100%	0.00	0%	0%
CO	116,617,593.13	116,617,593.13	100%	116,617,593.13	100%	0.00	0%	0%
Current Year	283,907,000.00	275,346,000.00	97%	149,385,823.67	54%	132,331,648.05	48%	89%
PS	189,803,000.00	181,242,000.00	95%	111,377,852.19	61%	111,377,852.19	61%	100%
MOOE	30,704,000.00	30,704,000.00	100%	12,630,878.69	41%	12,630,878.69	41%	100%
CO	63,400,000.00	63,400,000.00	100%	25,377,092.79	40%	8,322,917.17	13%	0%
Prior Year	0.00	0.00	0%	0.00	0%	0.00	0%	0%
PS	0.00	0.00	0%	0.00	0%	0.00	0%	0%
MOOE	0.00	0.00	0%	0.00	0%	0.00	0%	0%
CO	0.00	0.00	0%	0.00	0%	0.00	0%	0%


Certified Correct:


ELSIE P. ANDRES
 Budget Officer
 Date: 16/10/2020


Certified Correct:


ARNOLD A. TANDING, CPA, MBA
 Accountant III
 Date: 16/10/2020

Recommended By:


DANILO T. BUEN, MBA
 Director, FMS
 Date: 16/10/2020

Approved By:


EDUARDO T. BAGTANG, CPA, DBM
 SUC President III
 Date: 16/10/2020

This report was generated using the Unified Reporting System on 16/10/2020 16:52 Status : SUBMITTED

APPROPRIATIONS, OBLIGATIONS AND DISBURSEMENTS
As of Month Ending August 31, 2020

Department : State Universities and Colleges (SUCs)
 Agency : Kalinga State University (KSU)
 Operating Unit : < not applicable >
 Organization Code : 08 019 0000000

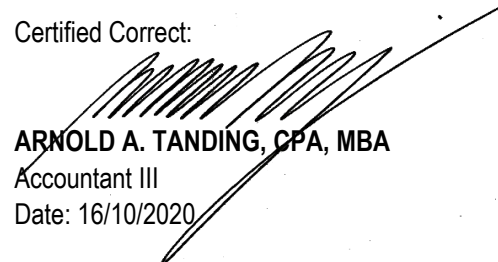
Particulars	Available Appropriations	Allotment Releases		Obligations		Disbursements		
	Amount	Amount	% to Available Appropriations	Amount	% to Allotment	Amount	% to Allotment	% to Obligations
B. Details by Agency	412,944,637.57	404,383,637.57	98%	292,154,486.84	72%	146,062,673.65	36%	50%
Kalinga State University	412,944,637.57	404,383,637.57	98%	292,154,486.84	72%	146,062,673.65	36%	50%
< not applicable >	412,944,637.57	404,383,637.57	98%	292,154,486.84	72%	146,062,673.65	36%	50%
Accounts Payable	129,037,637.57	129,037,637.57	100%	129,037,637.57	100%	0.00	0%	0%
PS	2,727,609.12	2,727,609.12	100%	2,727,609.12	100%	0.00	0%	0%
MOOE	9,692,435.32	9,692,435.32	100%	9,692,435.32	100%	0.00	0%	0%
CO	116,617,593.13	116,617,593.13	100%	116,617,593.13	100%	0.00	0%	0%
Current Year	283,907,000.00	275,346,000.00	97%	163,116,849.27	59%	146,062,673.65	53%	90%
PS	189,803,000.00	181,242,000.00	95%	123,327,290.06	68%	123,327,290.06	68%	100%
MOOE	30,704,000.00	30,704,000.00	100%	14,314,579.54	47%	14,314,579.54	47%	100%
CO	63,400,000.00	63,400,000.00	100%	25,474,979.67	40%	8,420,804.05	13%	0%
Prior Year	0.00	0.00	0%	0.00	0%	0.00	0%	0%
PS	0.00	0.00	0%	0.00	0%	0.00	0%	0%
MOOE	0.00	0.00	0%	0.00	0%	0.00	0%	0%
CO	0.00	0.00	0%	0.00	0%	0.00	0%	0%

Certified Correct:




ELSIE P. ANDRES
Budget Officer
Date: 16/10/2020

Certified Correct:



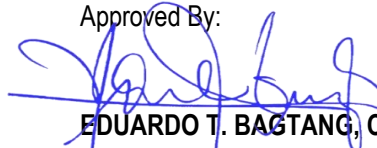
ARNOLD A. TANDING, CPA, MBA
Accountant III
Date: 16/10/2020

Recommended By:



DANILO T. BUEN, MBA
Director, FMS
Date: 16/10/2020

Approved By:



EDUARDO T. BAGTANG, CPA, DBM
SUC President III
Date: 16/10/2020


This report was generated using the Unified Reporting System on 16/10/2020 16:51 Status : SUBMITTED

APPROPRIATIONS, OBLIGATIONS AND DISBURSEMENTS
As of Month Ending September 30, 2020

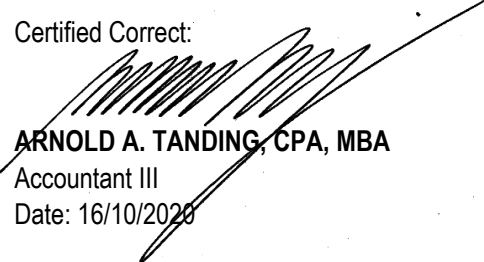
Department : State Universities and Colleges (SUCs)
 Agency : Kalinga State University (KSU)
 Operating Unit : < not applicable >
 Organization Code : 08 019 0000000

Particulars	Available Appropriations	Allotment Releases		Obligations		Disbursements		
	Amount	Amount	% to Available Appropriations	Amount	% to Allotment	Amount	% to Allotment	% to Obligations
B. Details by Agency	412,944,637.57	404,383,637.57	98%	321,019,011.41	79%	163,751,828.02	40%	51%
Kalinga State University	412,944,637.57	404,383,637.57	98%	321,019,011.41	79%	163,751,828.02	40%	51%
< not applicable >	412,944,637.57	404,383,637.57	98%	321,019,011.41	79%	163,751,828.02	40%	51%
Accounts Payable	129,037,637.57	129,037,637.57	100%	129,037,637.57	100%	0.00	0%	0%
PS	2,727,609.12	2,727,609.12	100%	2,727,609.12	100%	0.00	0%	0%
MOOE	9,692,435.32	9,692,435.32	100%	9,692,435.32	100%	0.00	0%	0%
CO	116,617,593.13	116,617,593.13	100%	116,617,593.13	100%	0.00	0%	0%
Current Year	283,907,000.00	275,346,000.00	97%	191,981,373.84	70%	163,751,828.02	59%	85%
PS	189,803,000.00	181,242,000.00	95%	135,950,483.28	75%	135,950,483.28	75%	100%
MOOE	30,704,000.00	30,704,000.00	100%	15,877,156.95	52%	15,877,156.95	52%	100%
CO	63,400,000.00	63,400,000.00	100%	40,153,733.61	63%	11,924,187.79	19%	0%
Prior Year	0.00	0.00	0%	0.00	0%	0.00	0%	0%
PS	0.00	0.00	0%	0.00	0%	0.00	0%	0%
MOOE	0.00	0.00	0%	0.00	0%	0.00	0%	0%
CO	0.00	0.00	0%	0.00	0%	0.00	0%	0%


Certified Correct:


ELSIE P. ANDRES
 Budget Officer
 Date: 16/10/2020


Certified Correct:


ARNOLD A. TANDING, CPA, MBA
 Accountant III
 Date: 16/10/2020

Recommended By:


DANILO T. BUEN, MBA
 Director, FMS
 Date: 16/10/2020

Approved By:


EDUARDO T. BAGTANG, CPA, DBM
 SUC President III
 Date: 16/10/2020


This report was generated using the Unified Reporting System on 16/10/2020 16:50 Status : SUBMITTED

APPROPRIATIONS, OBLIGATIONS AND DISBURSEMENTS
As of Month Ending October 31, 2020

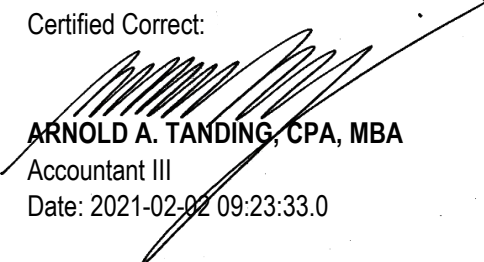
Department : State Universities and Colleges (SUCs)
 Agency : Kalinga State University (KSU)
 Operating Unit : < not applicable >
 Organization Code : 08 019 0000000

Particulars	Available Appropriations	Allotment Releases		Obligations		Disbursements		
	Amount	Amount	% to Available Appropriations	Amount	% to Allotment	Amount	% to Allotment	% to Obligations
B. Details by Agency	413,423,111.62	406,856,552.57	98%	346,280,210.99	85%	179,141,595.85	44%	52%
Kalinga State University	413,423,111.62	406,856,552.57	98%	346,280,210.99	85%	179,141,595.85	44%	52%
< not applicable >	413,423,111.62	406,856,552.57	98%	346,280,210.99	85%	179,141,595.85	44%	52%
Accounts Payable	129,037,637.57	129,037,637.57	100%	129,037,637.57	100%	0.00	0%	0%
PS	2,727,609.12	2,727,609.12	100%	2,727,609.12	100%	0.00	0%	0%
MOOE	9,692,435.32	9,692,435.32	100%	9,692,435.32	100%	0.00	0%	0%
CO	116,617,593.13	116,617,593.13	100%	116,617,593.13	100%	0.00	0%	0%
Current Year	283,907,000.00	277,818,915.00	98%	217,242,573.42	78%	179,141,595.85	64%	82%
PS	189,803,000.00	183,714,915.00	97%	148,520,984.28	81%	148,520,984.28	81%	100%
MOOE	30,704,000.00	30,704,000.00	100%	17,590,896.73	57%	17,590,896.73	57%	100%
CO	63,400,000.00	63,400,000.00	100%	51,130,692.41	81%	13,029,714.84	21%	0%
Prior Year	478,474.05	0.00	0%	0.00	0%	0.00	0%	0%
PS	444,307.80	0.00	0%	0.00	0%	0.00	0%	0%
MOOE	0.00	0.00	0%	0.00	0%	0.00	0%	0%
CO	34,166.25	0.00	0%	0.00	0%	0.00	0%	0%


Certified Correct:


ELSIE P. ANDRES
 Budget Officer
 Date: 2021-02-02 09:23:33.0


Certified Correct:


ARNOLD A. TANDING, CPA, MBA
 Accountant III
 Date: 2021-02-02 09:23:33.0

Recommending Approval:


DANILO T. BUEN, MBA
 Director, FMS
 Date: 2021-02-02 09:24:

Approved By:


EDUARDO T. BAGTANG, CPA, DBM
 SUC President III
 Date: 2021-02-02 09:29:


This report was generated using the Unified Reporting System on 02/02/2021 09:26 Status : SUBMITTED

APPROPRIATIONS, OBLIGATIONS AND DISBURSEMENTS
As of Month Ending November 30, 2020

Department : State Universities and Colleges (SUCs)
 Agency : Kalinga State University (KSU)
 Operating Unit : < not applicable >
 Organization Code : 08 019 0000000

Particulars	Available Appropriations	Allotment Releases		Obligations		Disbursements		
	Amount	Amount	% to Available Appropriations	Amount	% to Allotment	Amount	% to Allotment	% to Obligations
B. Details by Agency	423,380,984.62	419,304,644.62	99%	378,307,586.68	90%	211,168,971.54	50%	56%
Kalinga State University	423,380,984.62	419,304,644.62	99%	378,307,586.68	90%	211,168,971.54	50%	56%
< not applicable >	423,380,984.62	419,304,644.62	99%	378,307,586.68	90%	211,168,971.54	50%	56%
Accounts Payable	129,037,637.57	129,037,637.57	100%	129,037,637.57	100%	0.00	0%	0%
PS	2,727,609.12	2,727,609.12	100%	2,727,609.12	100%	0.00	0%	0%
MOOE	9,692,435.32	9,692,435.32	100%	9,692,435.32	100%	0.00	0%	0%
CO	116,617,593.13	116,617,593.13	100%	116,617,593.13	100%	0.00	0%	0%
Current Year	284,752,294.00	280,675,954.00	99%	249,269,949.11	89%	211,168,971.54	75%	85%
PS	190,648,294.00	186,571,954.00	98%	177,291,880.73	95%	177,291,880.73	95%	100%
MOOE	30,704,000.00	30,704,000.00	100%	20,713,234.67	67%	20,713,234.67	67%	100%
CO	63,400,000.00	63,400,000.00	100%	51,264,833.71	81%	13,163,856.14	21%	0%
Prior Year	9,591,053.05	9,591,053.05	0%	0.00	0%	0.00	0%	0%
PS	9,556,886.80	9,556,886.80	0%	0.00	0%	0.00	0%	0%
MOOE	0.00	0.00	0%	0.00	0%	0.00	0%	0%
CO	34,166.25	34,166.25	0%	0.00	0%	0.00	0%	0%


Certified Correct:


ELSIE P. ANDRES
 Budget Officer
 Date: 2021-02-02 09:23:33.0


Certified Correct:


ARNOLD A. TANDING, CPA, MBA
 Accountant III
 Date: 2021-02-02 09:23:33.0

Recommending Approval:


DANILO T. BUEN, MBA
 Director, FMS
 Date: 2021-02-02 09:24:

Approved By:


EDUARDO T. BAGTANG, CPA, DBM
 SUC President III
 Date: 2021-02-02 09:29:

This report was generated using the Unified Reporting System on 02/02/2021 09:28 Status : SUBMITTED


APPROPRIATIONS, OBLIGATIONS AND DISBURSEMENTS
As of Month Ending December 31, 2020

Department : State Universities and Colleges (SUCs)
 Agency : Kalinga State University (KSU)
 Operating Unit : < not applicable >
 Organization Code : 08 019 0000000


Particulars	Available Appropriations	Allotment Releases		Obligations		Disbursements		
	Amount	Amount	% to Available Appropriations	Amount	% to Allotment	Amount	% to Allotment	% to Obligations
B. Details by Agency	424,714,524.62	420,638,184.62	99%	420,185,998.64	100%	275,961,191.66	66%	66%
Kalinga State University	424,714,524.62	420,638,184.62	99%	420,185,998.64	100%	275,961,191.66	66%	66%
< not applicable >	424,714,524.62	420,638,184.62	99%	420,185,998.64	100%	275,961,191.66	66%	66%
Accounts Payable	129,037,637.57	129,037,637.57	100%	129,037,637.57	100%	18,926,392.03	15%	15%
PS	2,727,609.12	2,727,609.12	100%	2,727,609.12	100%	1,294,190.91	47%	47%
MOOE	9,692,435.32	9,692,435.32	100%	9,692,435.32	100%	5,150,201.76	53%	53%
CO	116,617,593.13	116,617,593.13	100%	116,617,593.13	100%	12,481,999.36	11%	11%
Current Year	286,085,834.00	282,009,494.00	99%	282,001,793.42	100%	247,888,231.98	88%	88%
PS	198,479,834.00	194,403,494.00	98%	194,395,793.81	100%	194,379,861.54	100%	100%
MOOE	24,206,000.00	24,206,000.00	100%	24,205,999.67	100%	20,048,777.01	83%	83%
CO	63,400,000.00	63,400,000.00	100%	63,399,999.94	100%	33,459,593.43	53%	0%
Prior Year	9,591,053.05	9,591,053.05	0%	9,146,567.65	95%	9,146,567.65	95%	100%
PS	9,556,886.80	9,556,886.80	100%	9,112,579.00	95%	9,112,579.00	95%	100%
MOOE	0.00	0.00	0%	0.00	0%	0.00	0%	0%
CO	34,166.25	34,166.25	100%	33,988.65	99%	33,988.65	99%	0%

291,122,073.00


Certified Correct:


ELSIE P. ANDRES
 Budget Officer
 Date: 2021-02-02 09:23:33.0


Certified Correct:


ARNOLD A. TANDING, CPA, MBA
 Accountant III
 Date: 2021-02-02 09:23:33.0

Recommending Approval:


DANILO T. BUEN, MBA
 Director, FMS
 Date: 2021-02-02 09:24:

Approved By:


EDUARDO T. BAGTANG, CPA, DBM
 SUC President III
 Date: 2021-02-02 09:29:

This report was generated using the Unified Reporting System on 02/02/2021 09:29 Status : SUBMITTED

QUARTERLY PHYSICAL REPORT OF OPERATION
As of December 31, 2020

Department:
Agency:
Operating Unit:
Organization Code (UACS):

State Universities and Colleges (SUCs)
Kalinga State University
< not applicable >
08 019 0000000


Particulars	UACS CODE	Physical Targets (Budget Year)					Physical Accomplishments (Budget Year)					Variance	Remarks
		1st Quarter	2nd Quarter	3rd Quarter	4th Quarter	Total	1st Quarter	2nd Quarter	3rd Quarter	4th Quarter	Total		
1	2	3	4	5	6	7	8	9	10	11	12	13	14
HIGHER EDUCATION PROGRAM	31010000000000												
OO : Relevant and quality tertiary education ensured to achieve inclusive growth and access of deserving but poor students to quality tertiary education increased													
Outcome Indicators													
1. Percentage of first-time licensure exam-takers that pass the licensure exams		55.00%	55.00%	55.00%	55.00%	55.00%	0.00%	0.00%	0.00%	0.00%	0.00%	-55.00%	No examination because of pandemic covid-19.
2. Percentage of graduates (2 years prior) that are employed		10.25%	10.25%	10.25%	10.25%	41.00%	10.25%	10.25%	10.25%	10.46%	41.21%	0.21%	
Output Indicators													
1. Percentage of undergraduate student population enrolled in CHED-identified priority programs and RDC-identified priority programs		85.00%	0.00%	85.00%	0.00%	85.00%	88.96%	0.00%	90.01%	0.00%	90.01%	5.01%	
2. Percentage of undergraduate programs with accreditation		88.00%	0.00%	88.00%	0.00%	88.00%	95.45%	0.00%	95.45%	100.00%	100.00%	12.00%	
RESEARCH PROGRAM	32020000000000												
OO : Higher education research improved to promote economic productivity and innovation													
Outcome Indicator													
1. Number of research outputs in the last three years utilized by the industry or by other beneficiaries		2	3	2	3	10	2	3	2	4	11	1	
Output Indicators													
1. Number of research outputs completed within the year		19	19	19	17	74	0	2	63	14	79	5	
2. Percentage of research outputs published in internationally-refereed or CHED recognized journal within the year		8.00%	8.00%	8.00%	8.43%	32.43%	2.70%	0.00%	0.00%	32.43%	35.13%	2.70%	
TECHNICAL ADVISORY EXTENSION PROGRAM	33010000000000												
OO : Community engagement increased													
Outcome Indicator													

QUARTERLY PHYSICAL REPORT OF OPERATION
As of December 31, 2020


Department: State Universities and Colleges (SUCs)
 Agency: Kalinga State University
 Operating Unit: < not applicable >
 Organization Code (UACS): 08 019 0000000

Particulars	UACS CODE	Physical Targets (Budget Year)					Physical Accomplishments (Budget Year)					Variance	Remarks
		1st Quarter	2nd Quarter	3rd Quarter	4th Quarter	Total	1st Quarter	2nd Quarter	3rd Quarter	4th Quarter	Total		
1	2	3	4	5	6	7	8	9	10	11	12	13	14
1. Number of active partnerships with LGUs, industries, NGOs, NGAs, SMEs and other stakeholders as a result of extension activities		2	3	2	3	10	2	1	20	6	29	19	
Output Indicators													
1. Number of trainees weighted by the length of training		675	675	675	675	2,700	1,165	413	463	3,827.75	5,868.75	3,168.75	
2. Number of extension programs organized and supported consistent with the SUC's mandated and priority programs		8	8	12	10	38	6	2	4	44	56	18	
3. Percentage of beneficiaries who rate the training course/s and advisory services as satisfactory or higher in terms of quality and relevance		85.00%	85.00%	85.00%	85.00%	85.00%	94.70%	96.70%	86.67%	100.00%	95.00%	10.00%	


Prepared By:


LUPE T. BUEN, PH. D.
 Planning Officer
 Date: 2021-01-17 11:24:16.0

In coordination with:


ELSIE P. ANDRES
 Budget Officer
 Date: 2021-01-17 11:24:16.0

Approved By:


EDUARDO T. BAGTANG, CPA, DBM
 SUC President III
 Date: 2021-01-17 11:26:51.0